



US00D414202S

United States Patent [19]

Pellissa Beneyto

[11] Patent Number: **Des. 414,202**

[45] Date of Patent: **** Sep. 21, 1999**

[54] **WRITING INSTRUMENT**

[75] Inventor: **Ferrán Pellissa Beneyto**, Barcelona, Spain

[73] Assignee: **Inoxcrom, S.A.**, Spain

[**] Term: **14 Years**

[21] Appl. No.: **29/093,519**

[22] Filed: **Sep. 11, 1998**

[51] **LOC (6) Cl.** **19-06**

[52] **U.S. Cl.** **D19/47; D19/43; D19/51; D19/55; D19/56; D19/57**

[58] **Field of Search** **D19/35, 36, 41-51, D19/53-58, 81-85; 401/196, 198, 202, 209, 243-247, 88, 6, 7**

[56] **References Cited**

U.S. PATENT DOCUMENTS

- D. 124,230 12/1940 Dreyfuss D19/51
- D. 294,281 2/1988 Song D19/47

- D. 324,238 2/1992 Nitta D19/49
- D. 378,761 4/1997 Sekine D19/48
- D. 395,672 6/1998 Navarro D19/43 X
- 3,246,875 4/1966 Hart 401/195 X
- 4,371,278 2/1983 Joo 401/195

Primary Examiner—Martie K. Holtje
Attorney, Agent, or Firm—Pillsbury Madison & Sutro, LLP

[57] **CLAIM**

The ornamental design for a writing instrument, as shown and described.

DESCRIPTION

FIG. 1 is a left side elevational view of a writing instrument showing my new design, the right side being a mirror image thereof;

FIG. 2 is a front elevational view thereof;

FIG. 3 is a rear elevational view thereof;

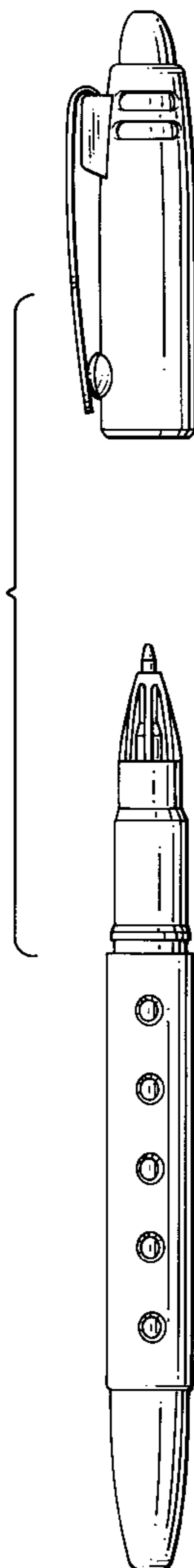
FIG. 4 is a top plan view thereof;

FIG. 5 is a bottom plan view thereof;

FIG. 6 is an exploded left side elevational view thereof; and,

FIG. 7 is a point-end view of the body thereof.

1 Claim, 2 Drawing Sheets



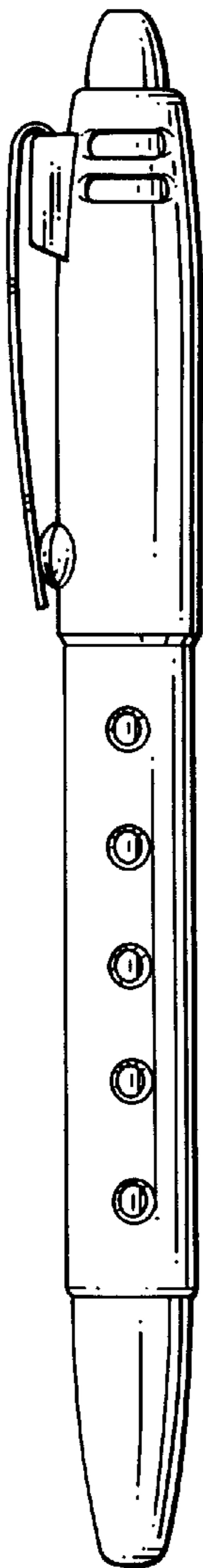


FIG. 1

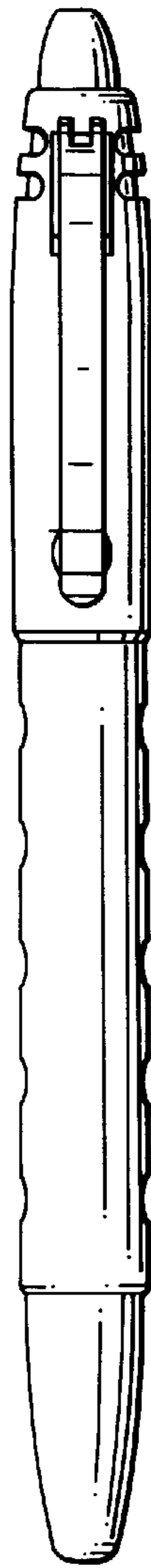


FIG. 2

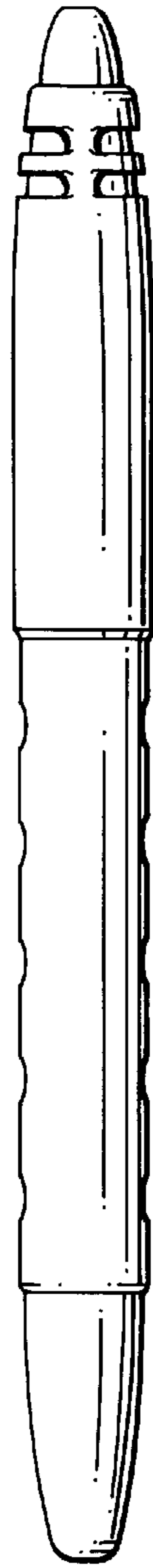


FIG. 3

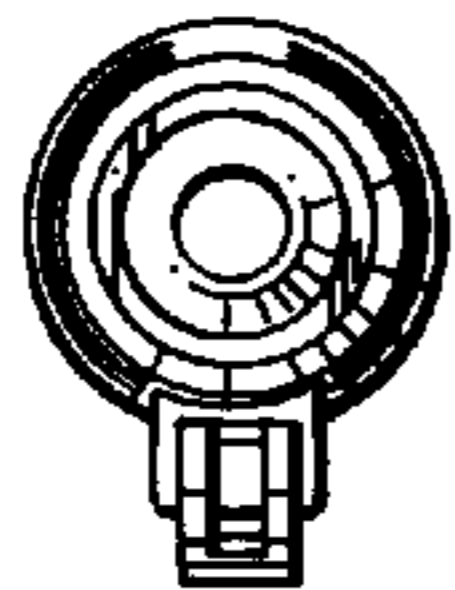


FIG. 4

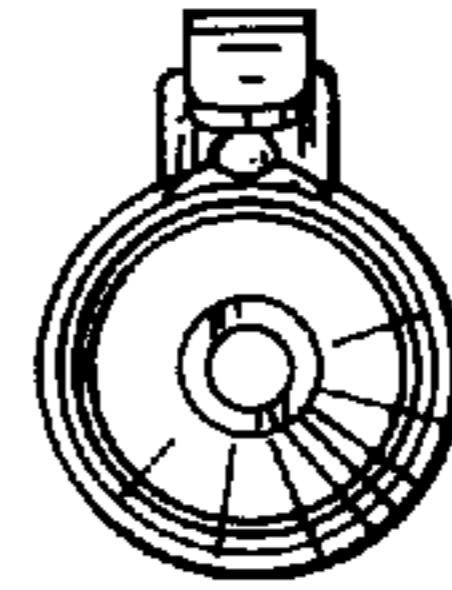


FIG. 5

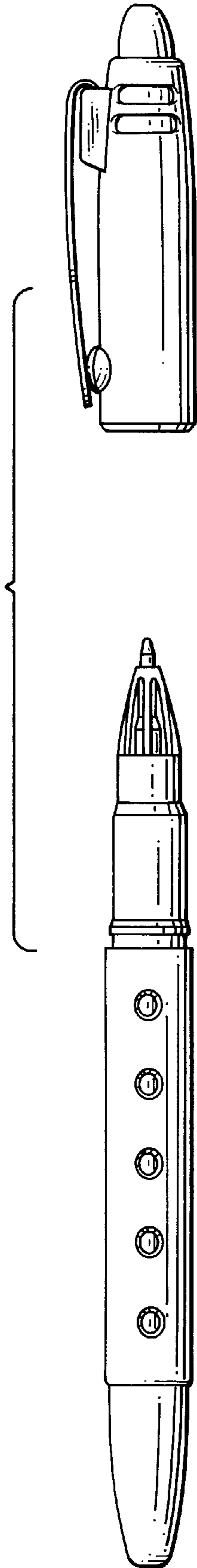


FIG. 6



FIG. 7