



US00D414201S

United States Patent [19]

Larson et al.

[11] Patent Number: Des. 414,201

[45] Date of Patent: ** Sep. 21, 1999

[54] DOUBLE-ENDED MARKING PEN

2,726,760 12/1955 Dulberg 401/77 X

[75] Inventors: **Brian Larson**, Crystal Lake, Ill.;
Herbert Caderas, Lewisburg; **Gary Keele**, Normandy, both of Tenn.

OTHER PUBLICATIONS

Six photographs of a Dual'Sharp® Two Tip Permanent Marker manufactured and sold by Avery Dennison, Diamond Bar, CA 91765, date unknown.

[73] Assignee: **Sanford Corporation**, Bellwood, Ill.

Primary Examiner—Martie K. Holtje
Attorney, Agent, or Firm—Foley & Lerner

[**] Term: **14 Years**

[21] Appl. No.: **29/094,233**

[57] CLAIM

[22] Filed: **Sep. 29, 1998**

The ornamental design of a double-ended marking pen, as shown.

[51] LOC (6) Cl. **19-06**

DESCRIPTION

[52] U.S. Cl. **D19/36; D19/49; D19/51; D19/56**

FIG. 1 is a side elevational view of a double-ended marking pen in accordance with our new design; FIG. 2 is a front elevational view thereof; FIG. 3 is a rear elevational view thereof; FIG. 4 is a top plan view thereof; FIG. 5 is a bottom plan view thereof; FIG. 6 is a side elevational view of the double-ended marking pen with the cap members removed for clarity of illustration, all other sides being identical thereto; FIG. 7 is a top plan view of FIG. 6; and, FIG. 8 is a bottom plan view of FIG. 6;

[58] Field of Search D19/35, 36, 41-51, D19/53-58, 81-85; 401/29, 34, 196, 202, 261, 262, 77, 17, 63, 19, 195

[56] References Cited

U.S. PATENT DOCUMENTS

D. 322,629	12/1991	Hayes	D19/36
D. 363,947	11/1995	Kimura	D19/51 X
D. 390,872	2/1998	Sunaga	D19/36
D. 404,069	1/1999	Hasegawa	D19/43 X
1,539,086	5/1925	Hofman et al.	401/17

1 Claim, 2 Drawing Sheets

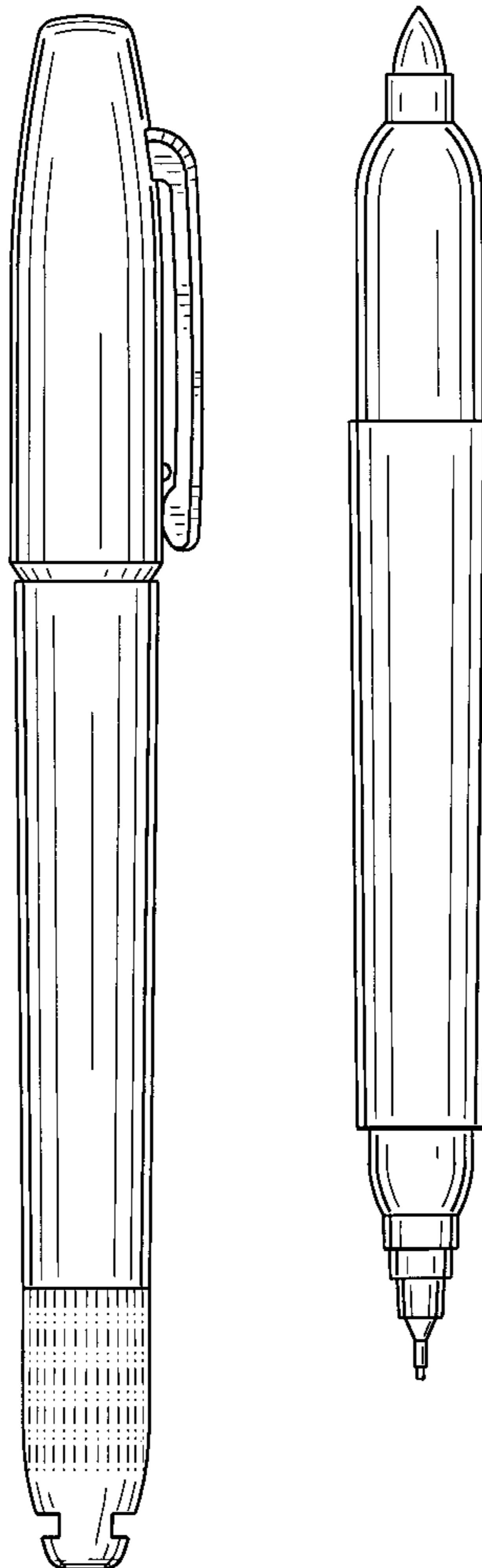


FIG. 3

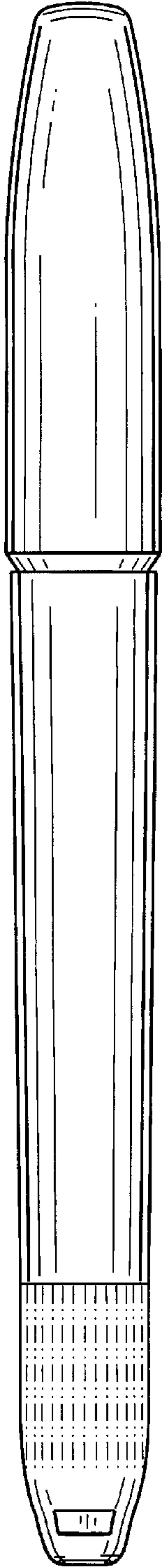


FIG. 1




FIG. 2

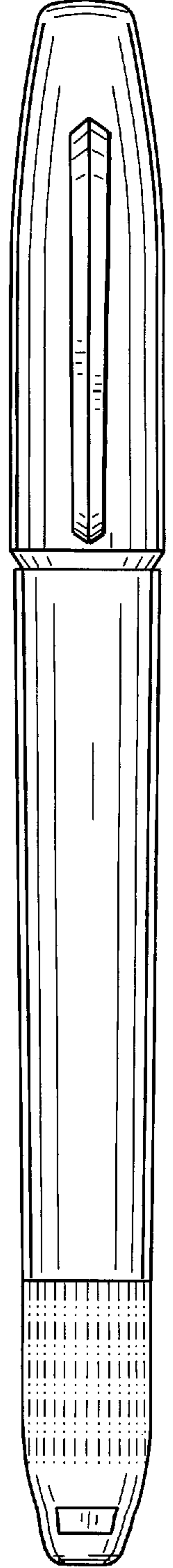


FIG. 6

FIG. 4

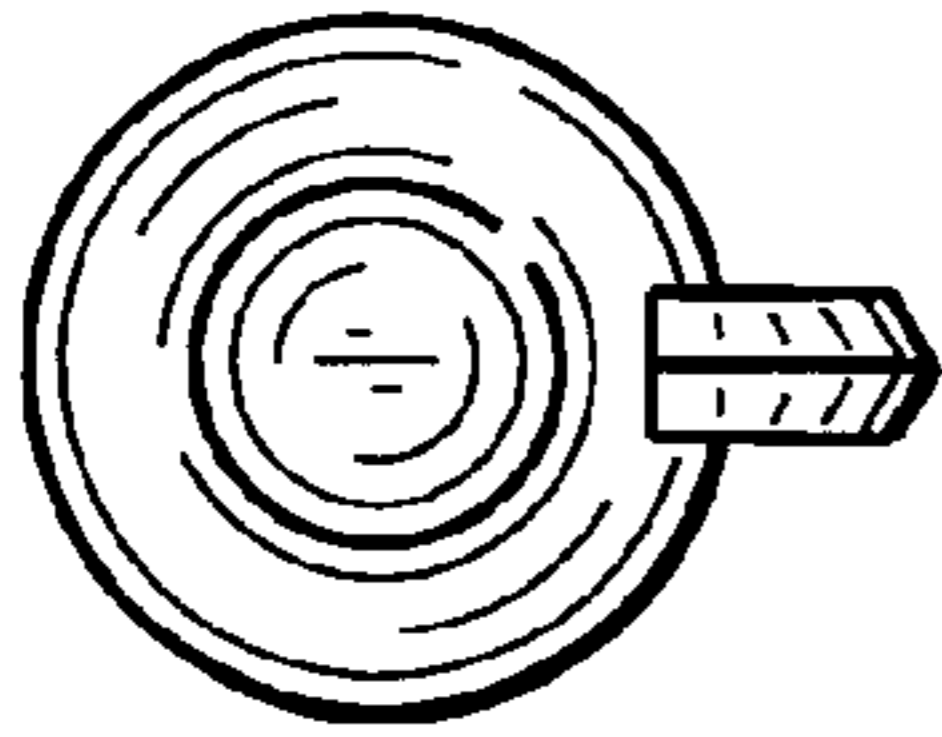


FIG. 7

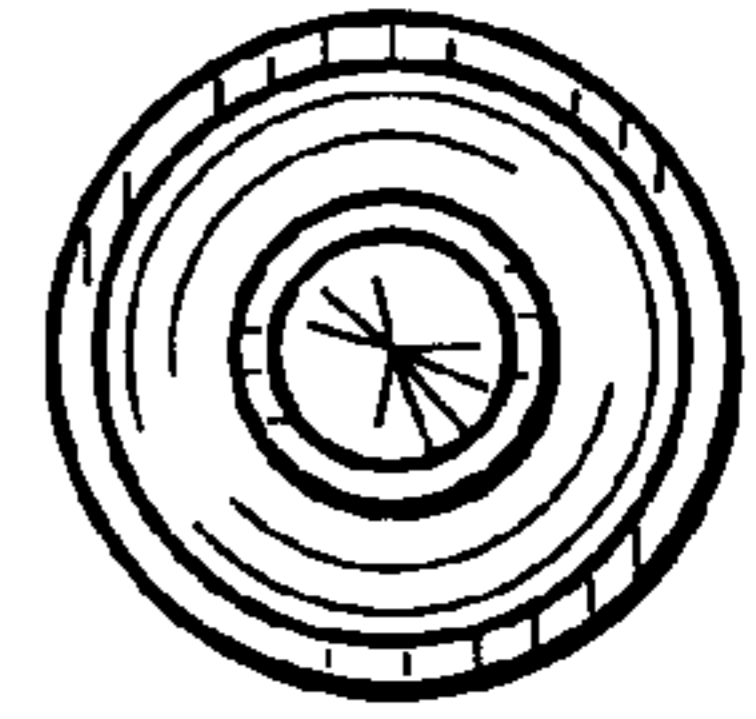


FIG. 5




FIG. 8

