



US00D414198S

# United States Patent [19] Iwata

[11] **Patent Number: Des. 414,198**

[45] **Date of Patent: \*\* Sep. 21, 1999**

[54] **MANUAL SHREDDER**

[75] Inventor: **Ryozo Iwata, Yao, Japan**

[73] Assignee: **Iwataryo Co., Ltd., Yao, Japan**

[\*\*] Term: **14 Years**

[21] Appl. No.: **29/096,634**

[22] Filed: **Nov. 17, 1998**

[30] **Foreign Application Priority Data**

May 29, 1998 [JP] Japan ..... 10-15572

[51] **LOC (6) Cl. .... 18-04**

[52] **U.S. Cl. .... D18/34**

[58] **Field of Search** ..... D18/34, 99; D19/72;  
D15/127, 129, 141; 241/236, 100, 169.1

[56] **References Cited**

**U.S. PATENT DOCUMENTS**

D. 161,056	11/1950	Sargent	.....	D18/34
D. 362,866	10/1995	Johansson	.....	D18/34
4,944,461	7/1990	Farnsworth	.....	241/100

**OTHER PUBLICATIONS**

DOQ Personal shredder, from the shoes, single page, Apr. 1994.

Miller's Office Products catalog, p. 894, shredders A-G, Dec. 1997.

Miller's Office Products catalog, p. 895, shredders A-D, Dec. 1997.

*Primary Examiner*—Louis S. Zarfes

*Assistant Examiner*—G. Andoll

*Attorney, Agent, or Firm*—Jones, Tullar & Cooper, P.C.

[57] **CLAIM**

The ornamental design for a manual shredder, as shown and described.

**DESCRIPTION**

FIG. 1 is a top plan view of a manual shredder showing my new design;

FIG. 2 is a front view thereof the rear view being a mirror image;

FIG. 3 is a right side view thereof;

FIG. 4 is a bottom plan view thereof; and,

FIG. 5 is a left side view thereof.

**1 Claim, 3 Drawing Sheets**


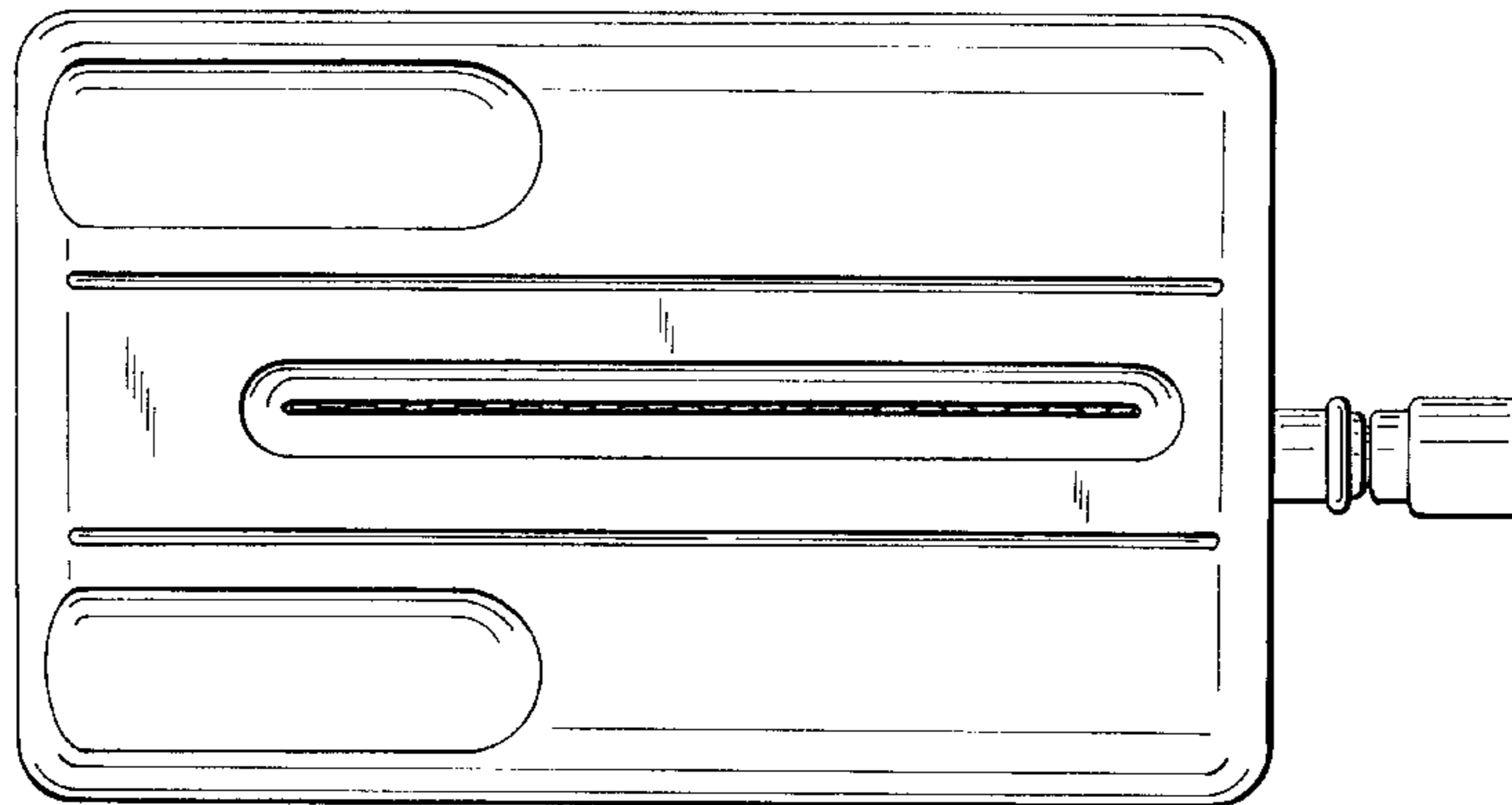


Fig. 1

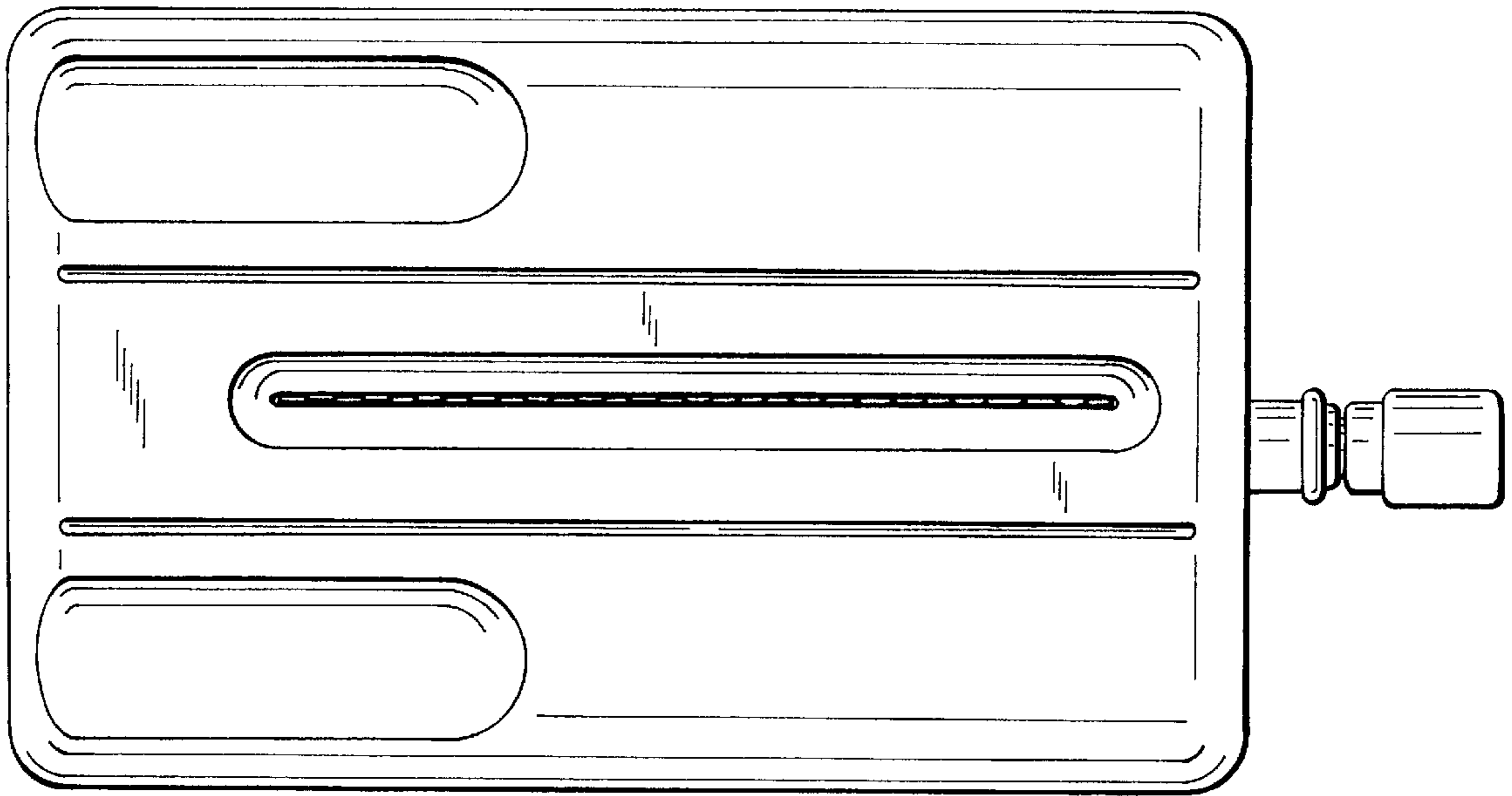


Fig. 2




Fig. 3




Fig. 4




Fig. 5

