



US00D414197S

United States Patent [19]

Walton

[11] Patent Number: Des. 414,197

[45] Date of Patent: ** Sep. 21, 1999

[54] **PLIABLE SUN SHIELD ACCESSORY FOR EYEGLASSES**

[76] Inventor: **Derek A. Walton**, 2860 Torrey Pines Rd., La Jolla, Calif. 92037

[**] Term: **14 Years**

[21] Appl. No.: **29/074,305**

[22] Filed: **Jul. 31, 1997**

Related U.S. Application Data

[63] Continuation-in-part of application No. 08/620,017, Mar. 21, 1996.

[51] **LOC (6) Cl.** **16-06**

[52] **U.S. Cl.** **D16/340**

[58] **Field of Search** D16/300, 310, D16/340; D2/893; D12/191; 351/41, 44, 47, 51, 52, 158; 2/15, 12, 13, 449

[56] References Cited

U.S. PATENT DOCUMENTS

D. 159,347	7/1950	Jonassen	D16/310
D. 214,344	6/1969	Shindler	D16/310
D. 322,976	1/1992	Dunstan	D16/340
D. 369,334	4/1996	Berry et al.	D12/191
D. 389,171	1/1998	Wang	D16/340
2,640,195	6/1953	Bricker	2/13
2,679,191	5/1954	Tomlin	D16/340

2,691,165	10/1954	Kane	2/13
3,011,170	12/1961	Lutz	2/13
3,171,134	3/1965	Kennedy	2/13
3,604,013	9/1971	Hammond	2/13
4,630,321	12/1986	Sagemuehl et al.	2/449
4,934,807	6/1990	Bolle et al.	351/62
5,438,378	8/1995	Blatter	351/47

OTHER PUBLICATIONS

Popular Science Magazine, Jun. 1996, p. 19.

Primary Examiner—Raphael Barkai
Attorney, Agent, or Firm—Gary L. Eastman, Esq.

[57] CLAIM

The ornamental design for a pliable sun shield accessory for eyeglasses, as shown and described.

DESCRIPTION

FIG. 1 is a perspective view of a pliable sun shield accessory for eyeglasses showing my new design; FIG. 2 is a front view thereof; FIG. 3 is a back view thereof; FIG. 4 is a left side view thereof; FIG. 5 is a right side view thereof; FIG. 6 is a top plan view thereof; FIG. 7 is a bottom plan view thereof; and, FIG. 8 is a perspective view of a pliable sun shield accessory for eyeglasses as shown attached to a pair of sunglasses (shown in dashed lines).

1 Claim, 5 Drawing Sheets

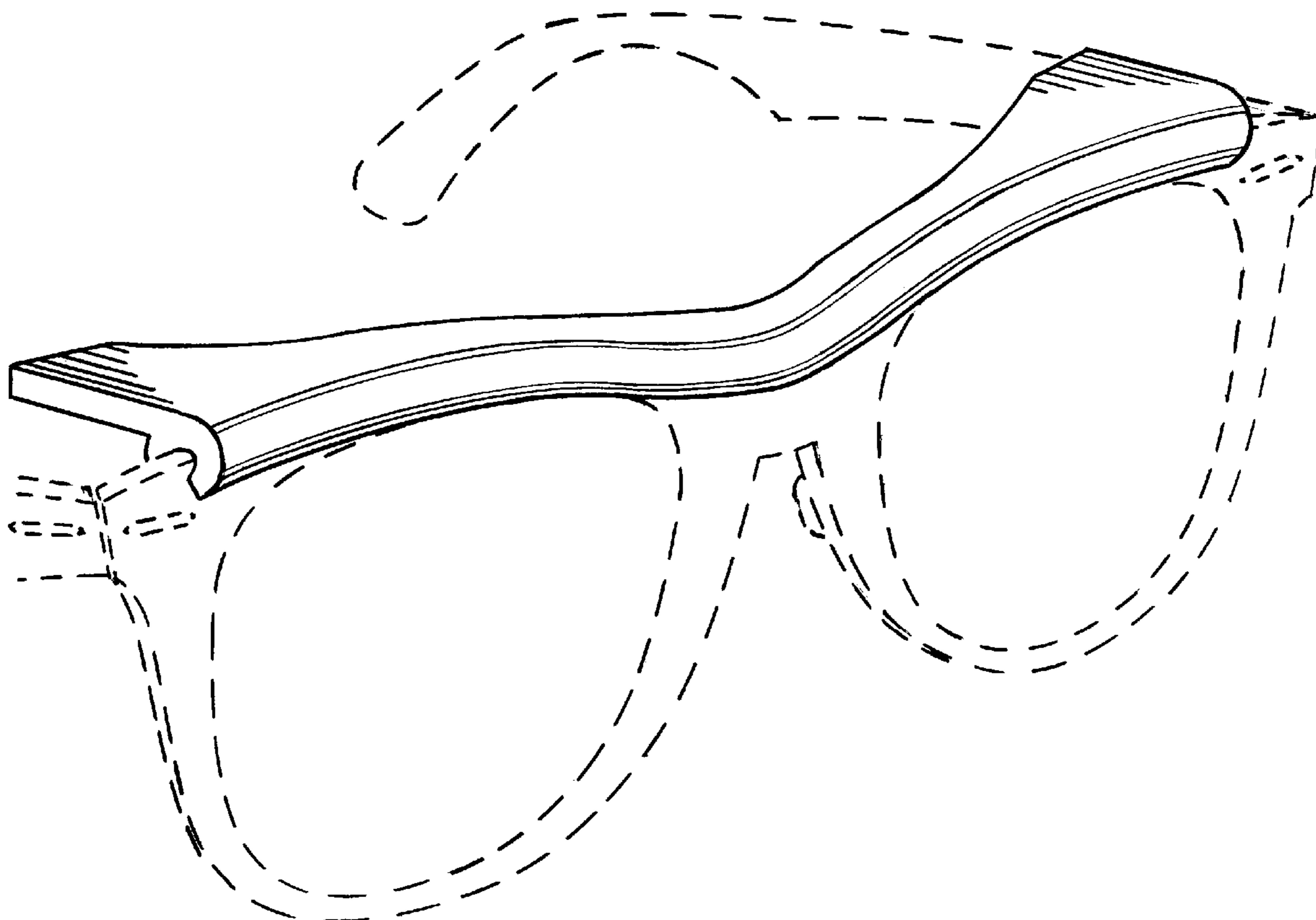


FIG. 1

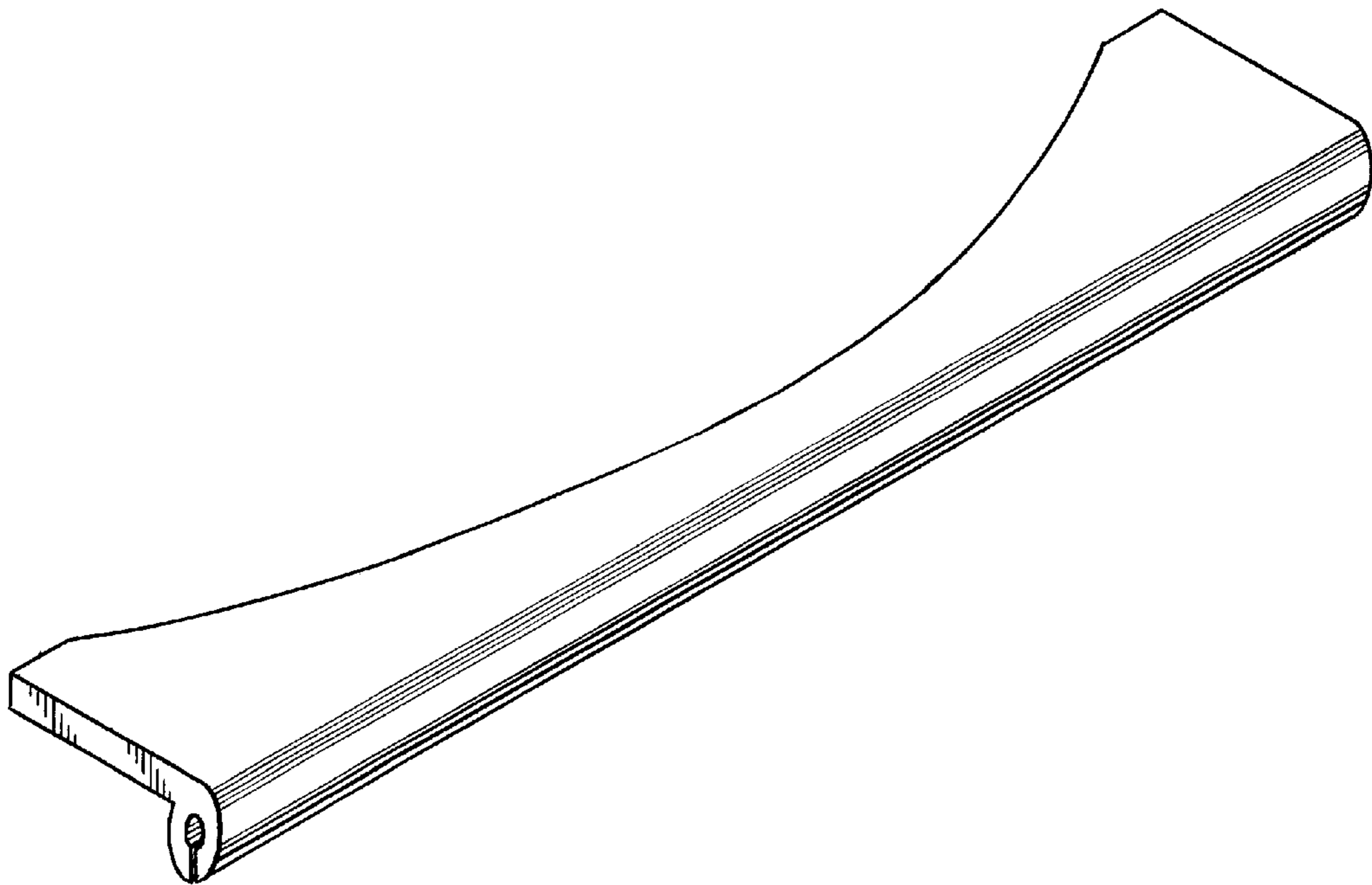


FIG. 2




FIG. 3




FIG. 4

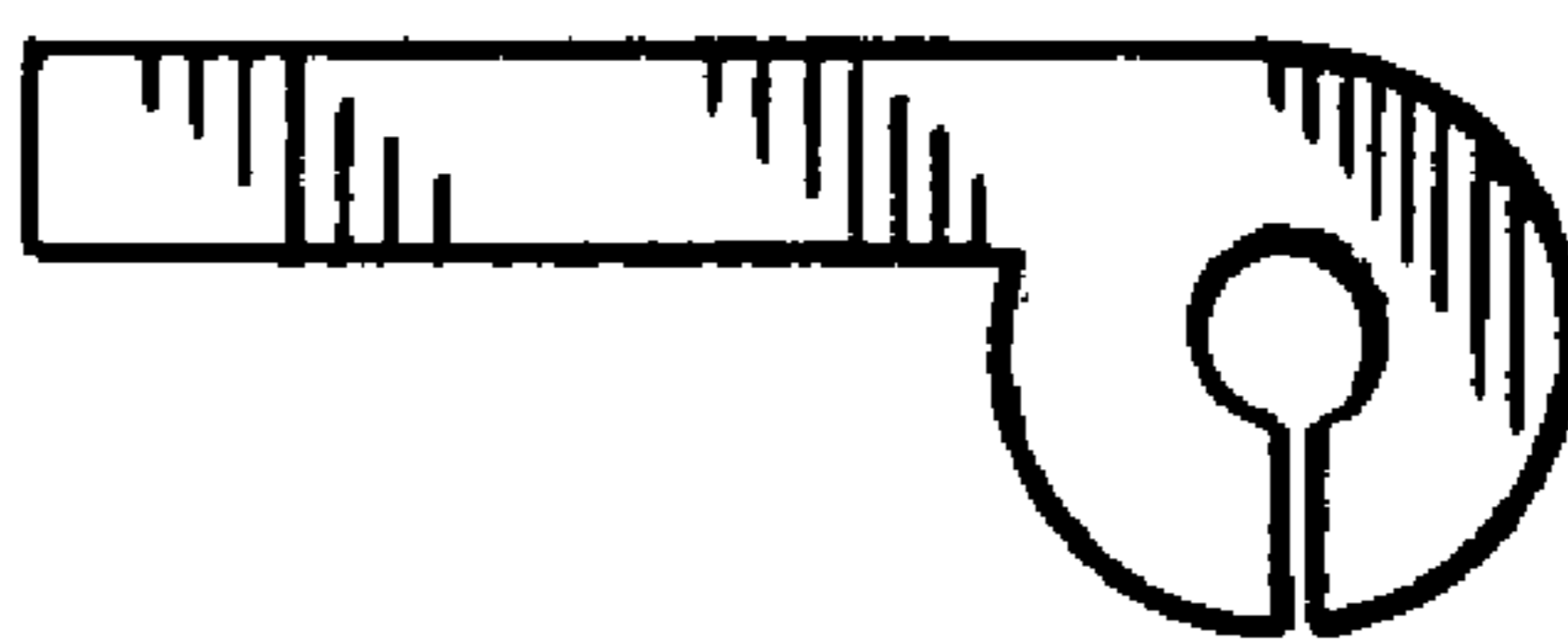


FIG. 5



FIG. 6




FIG. 7

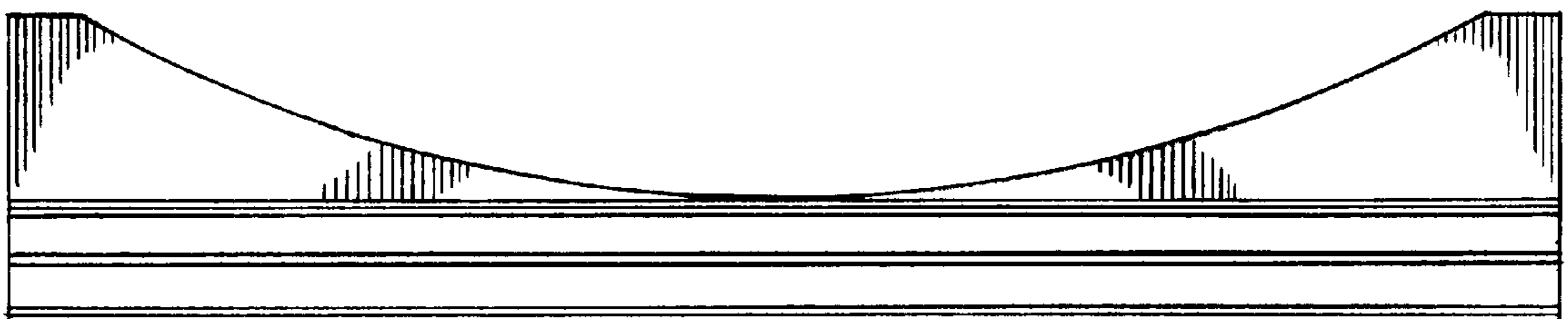


FIG. 8

