



US00D414175S

United States Patent [19] Amron

[11] Patent Number: **Des. 414,175**
[45] Date of Patent: **** Sep. 21, 1999**

[54] VIDEO GAME

[75] Inventor: **Alan Amron**, Syosset, N.Y.

[73] Assignee: **Videochip Technologies**

[**] Term: **14 Years**

[21] Appl. No.: **29/093,160**

[22] Filed: **Sep. 4, 1998**

[51] LOC (6) Cl. **14-02**

[52] U.S. Cl. **D14/124**

[58] Field of Search D14/124, 125,
D14/114.3-114.9, 117.1; D21/329, 324,
333; 273/148 B, 244, 247; 463/1, 4, 5,
29-47; 345/348, 133, 139, 905, 967, 976,
977

[56] **References Cited**

U.S. PATENT DOCUMENTS

D. 397,370	8/1998	Chen	D21/329
4,438,926	3/1984	Yokoi et al.	463/29
4,662,635	5/1987	Enokian	463/31

5,046,739	9/1991	Reichow	273/148 B
5,393,071	2/1995	Best	463/35
5,601,487	2/1997	Oshima et al.	463/4
5,661,632	8/1997	Register	345/905 X
5,736,975	4/1998	Lunetta	345/156
5,743,801	4/1998	Welander	463/44
5,766,077	6/1998	Hongo	463/30
5,890,906	4/1999	Marcri et al.	345/156 X

Primary Examiner—Prabhakar Deshmukh
Attorney, Agent, or Firm—Eliot Gerber, Esq.

[57] **CLAIM**

The ornamental design for a video game, as shown and described.

DESCRIPTION

FIG. 1 is a front elevational view of a video game showing my new design;
FIG. 2 is a rear elevational view thereof;
FIG. 3 is a right side elevational view thereof;
FIG. 4 is a left side elevational view thereof;
FIG. 5 is a top plan view thereof; and,
FIG. 6 is a bottom plan view thereof.

1 Claim, 1 Drawing Sheet




FIG. 1




FIG. 2

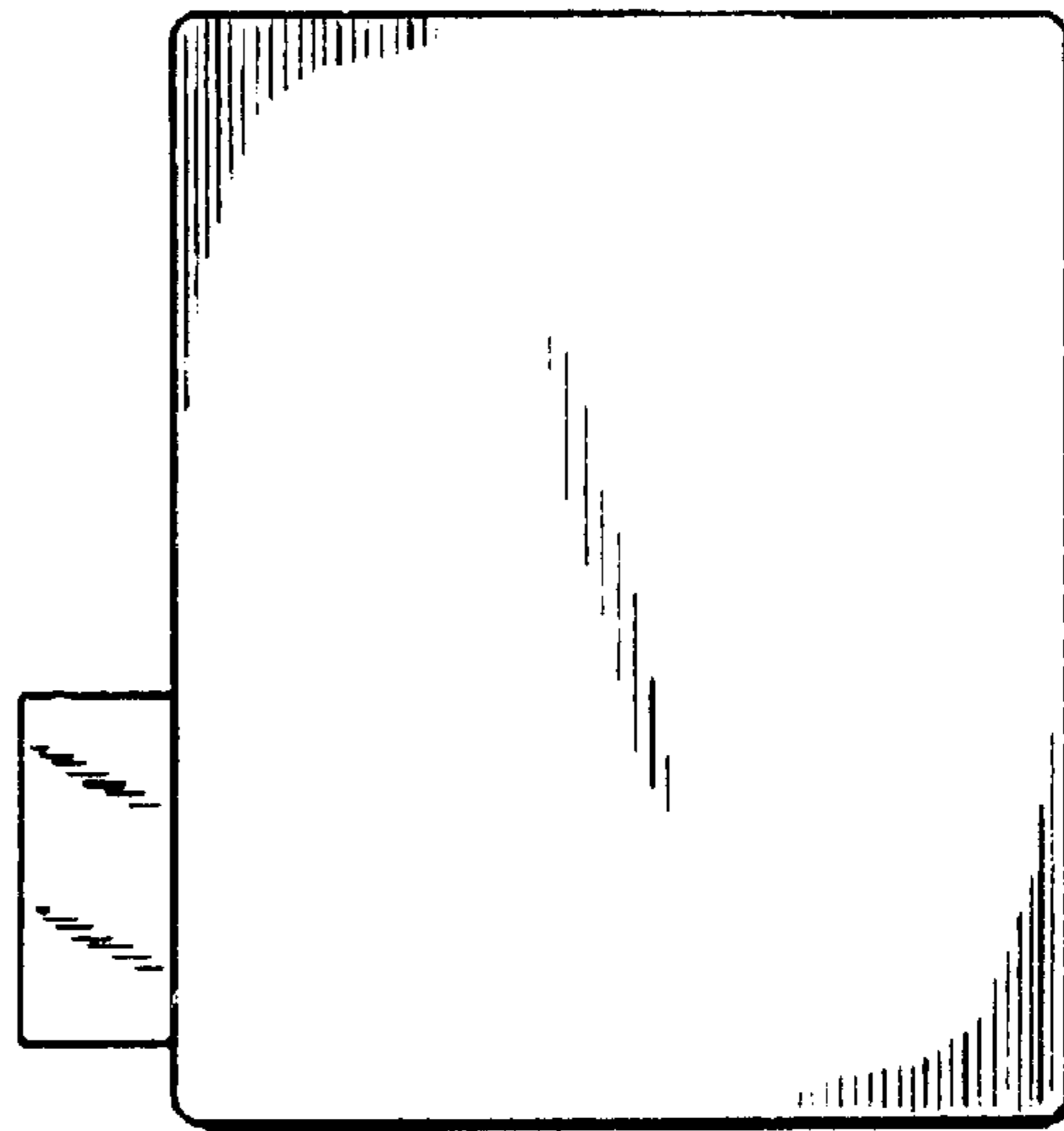


FIG. 3



FIG. 4



FIG. 5



FIG. 6

