



US00D414147S

**United States Patent** [19]  
**Matsuda**

[11] **Patent Number: Des. 414,147**

[45] **Date of Patent: \*\* Sep. 21, 1999**

[54] **AUTOMOBILE TIRE**

[75] Inventor: **Shoichiro Matsuda**, Kanawaga-ken, Japan

[73] Assignee: **The Yokohama Rubber Co., Ltd.**, Tokyo, Japan

[\*\*] Term: **14 Years**

[21] Appl. No.: **29/090,795**

[22] Filed: **Jul. 16, 1998**

[51] **LOC (6) Cl.** ..... **12-15**

[52] **U.S. Cl.** ..... **D12/147**

[58] **Field of Search** ..... D12/141-143, D12/146-151; 152/209.1, 209.8, 209.9, 209.11, 209.16, 209.18, 209.28, 900, 901, 902, 903

[56] **References Cited**

**U.S. PATENT DOCUMENTS**

D. 274,715 7/1984 Baumgardner ..... D12/147

**FOREIGN PATENT DOCUMENTS**

M 90 03 981 11/1990 Germany .

**OTHER PUBLICATIONS**

Michelin LTX A/T Tire, 1996 Tread Design Guide. p. 50, Feb. 1996.

Reynolds Apache Radial AP Tire, 1996 Tread Design Guide, p. 113, Feb. 1996.

*Primary Examiner*—Robert M. Spear  
*Attorney, Agent, or Firm*—Nikaido, Marmelstein, Murray & Oram LLP

[57] **CLAIM**

The ornamental design for an automobile tire, as shown and described.

**DESCRIPTION**

FIG. 1 is a front view of an automobile tire, showing the new design, each of the rear view, the top plan view and the bottom plan view appearing the same as the front view, it being understood that the tread pattern repeats uniformly throughout the circumference of the tire;

FIG. 2 is a right side view of the automobile tire, the left side view appearing the same as the right side view;

FIG. 3 is an enlarged fragmentary front view, showing in enlargement the portion of 3—3 in FIG. 1; and,

FIG. 4 is a sectional view, taken on line 4—4 and in the direction of arrows in FIG. 3.

**1 Claim, 3 Drawing Sheets**

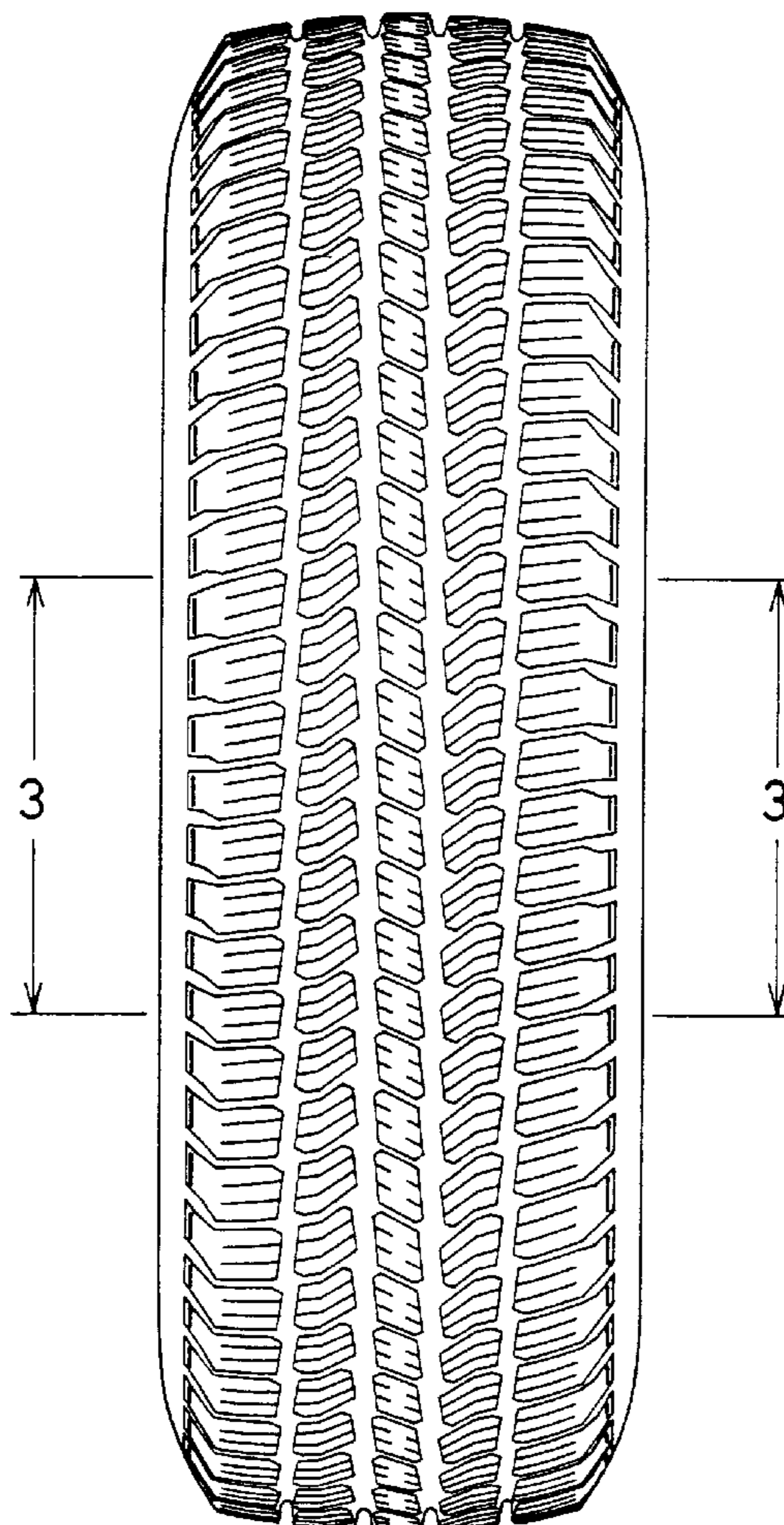


FIG. 1

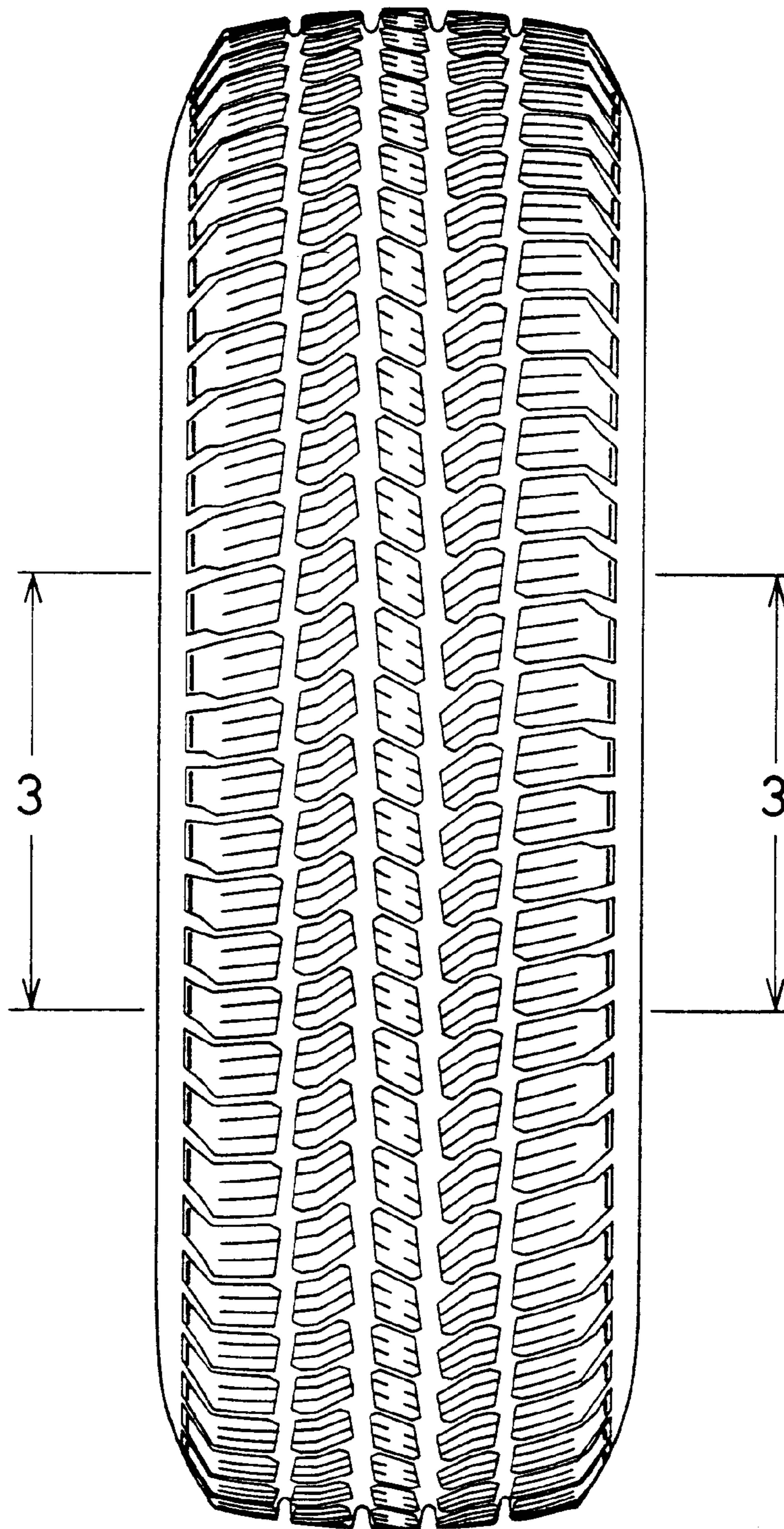


FIG. 2

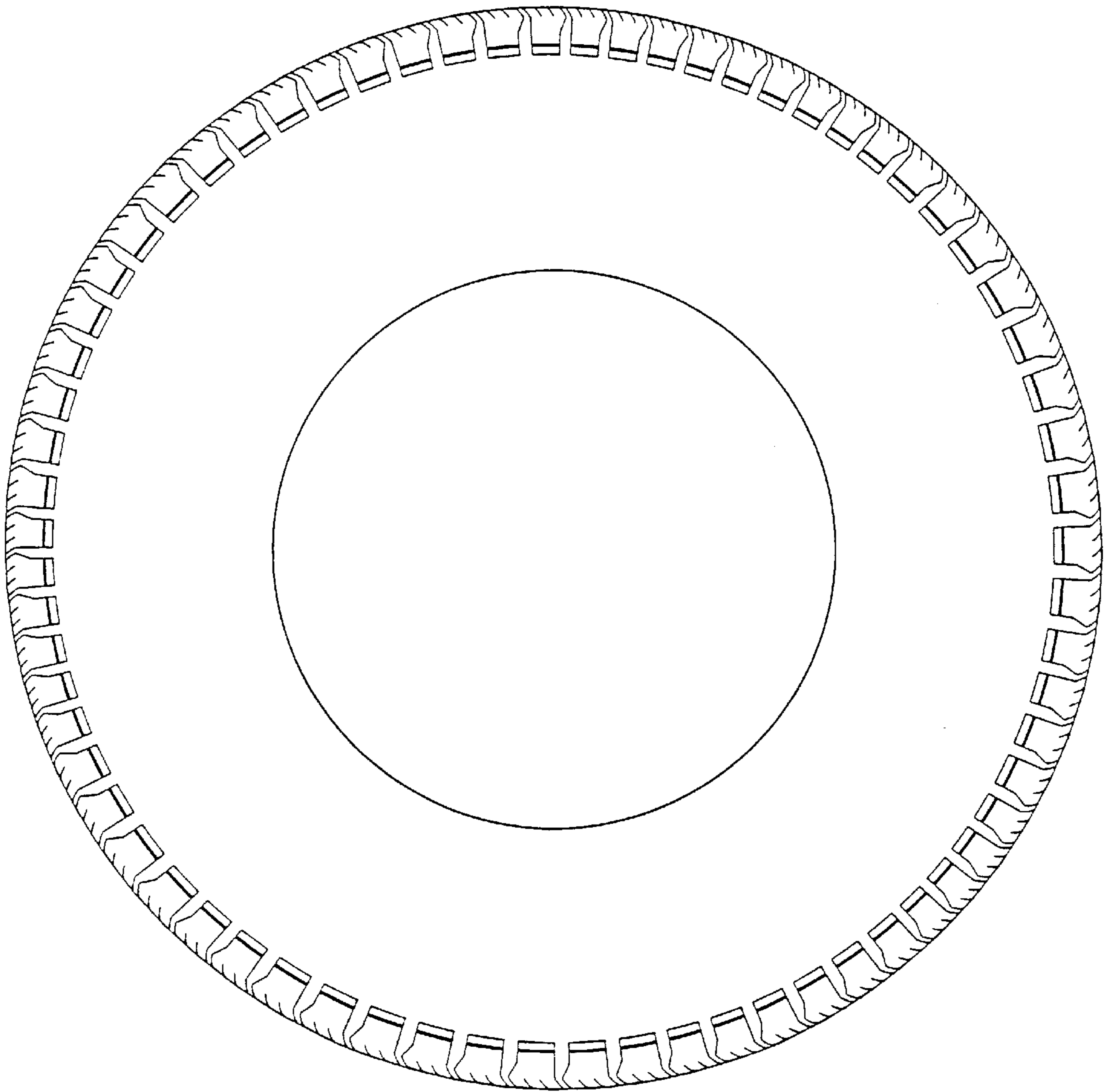




FIG. 3

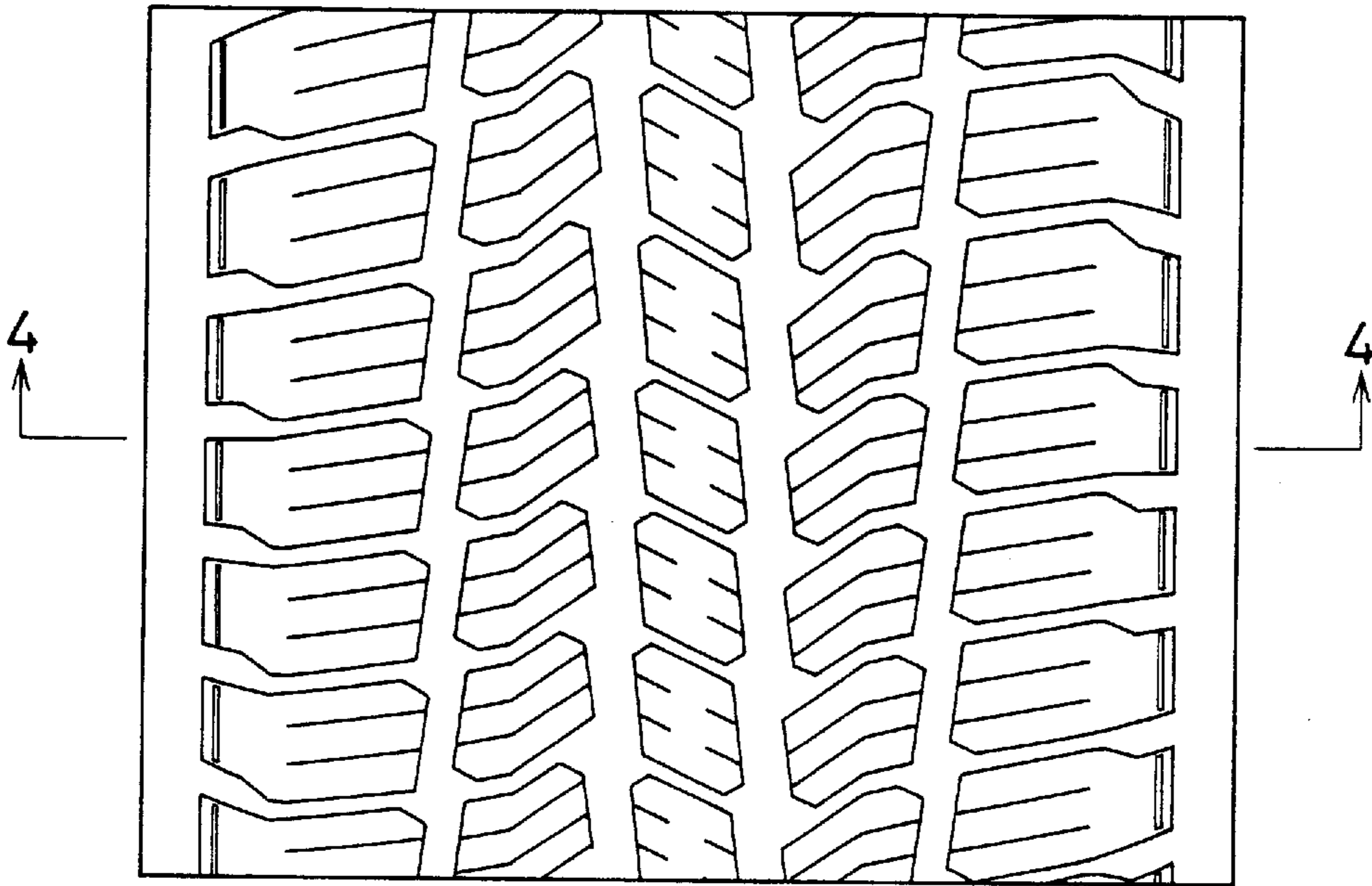


FIG. 4

