



US00D414146S

United States Patent [19] Kyomoto

[11] Patent Number: Des. 414,146

[45] Date of Patent: ** Sep. 21, 1999

[54] AUTOMOBILE TIRE

5,309,965 5/1994 Williams 152/209 R

[75] Inventor: Seiji Kyomoto, Osaka, Japan

OTHER PUBLICATIONS

[73] Assignee: Toyo Tire & Rubber Co., Ltd., Osaka, Japan

Tire Illustration, Bottom Left of Page, Del-Nat Tire Corp. Ad, p. 106, Tire Review, Jun. 1997.

Continental Contitouringcontact CT85 Tire, Modern Tire Dealer Magazine, Nov. 1997, p. 46.

[**] Term: 14 Years

Primary Examiner—Robert M. Spear

Attorney, Agent, or Firm—Koda & Androlia

[21] Appl. No.: 29/093,667

[22] Filed: Sep. 16, 1998

[57] CLAIM

[30] Foreign Application Priority Data

Mar. 18, 1998 [JP] Japan 10-7740

The ornamental design for an automobile tire, as shown and described.

[51] LOC (6) Cl. 12-15

DESCRIPTION

[52] U.S. Cl. D12/146

FIG. 1 is a front elevational view of the automobile tire showing my new design; the top and bottom plan views and rear elevational view being identical to the front elevational view;

[58] Field of Search D12/136-151;
152/209.1, 209.8, 209.9, 209.11, 209.13,
209.16, 209.18, 209.19, 209.28, 900, 901,
902, 903

FIG. 2 is a right side elevational view thereof; the left elevational view being identical to the right side elevational view;

[56] References Cited

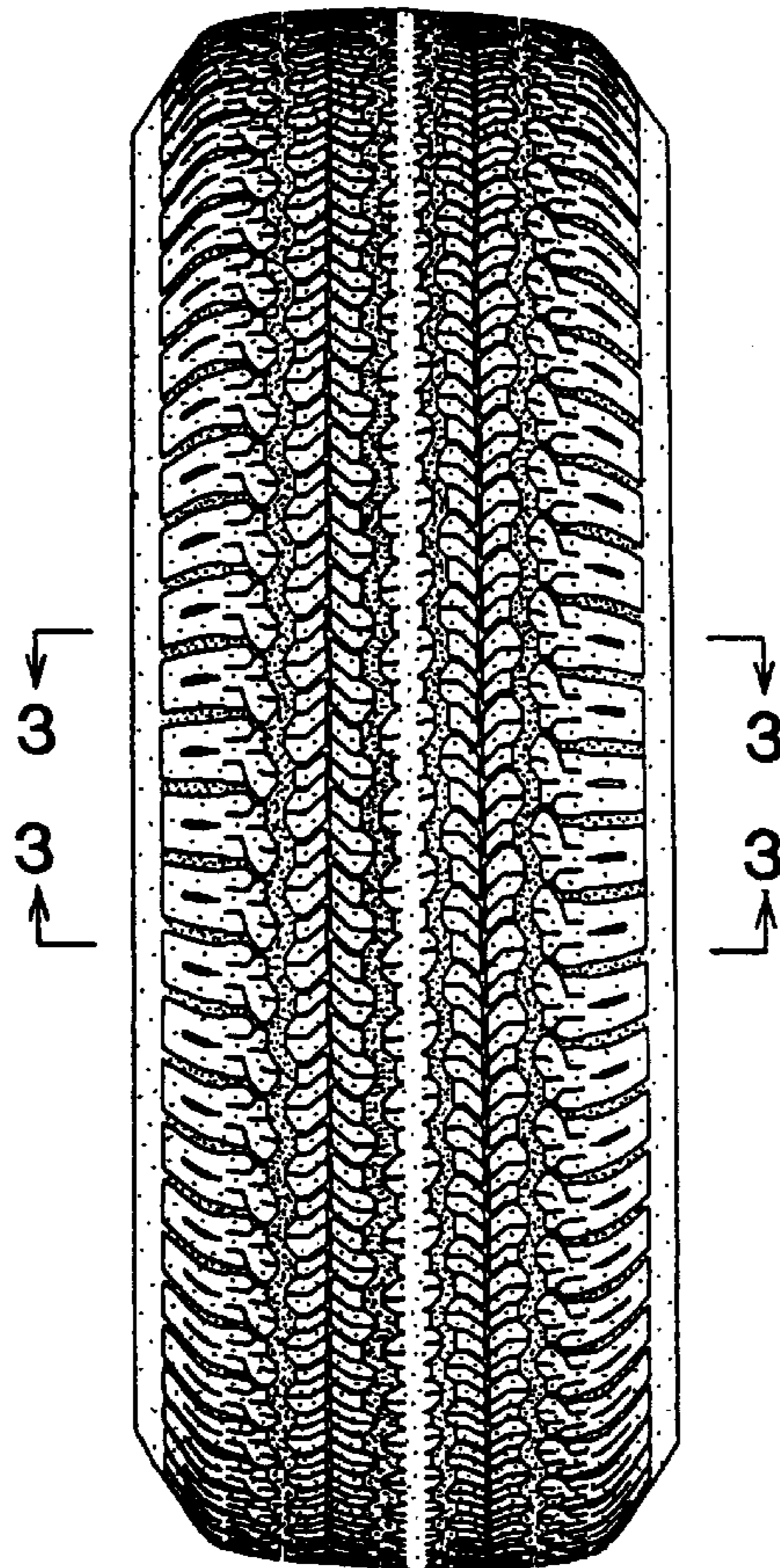
U.S. PATENT DOCUMENTS

- D. 224,818 9/1972 Takahashi D12/143
- D. 379,335 5/1997 Aikawa et al. D12/147
- D. 380,710 7/1997 McKisson D12/147
- D. 388,035 12/1997 Heinen et al. D12/147

FIG. 3 is an enlarged fragmentary view of the section taken along the lines 3-3 in FIG. 1; and,

FIG. 4 is a cross sectional view taken along the line 4-4 in FIG. 3.

1 Claim, 2 Drawing Sheets



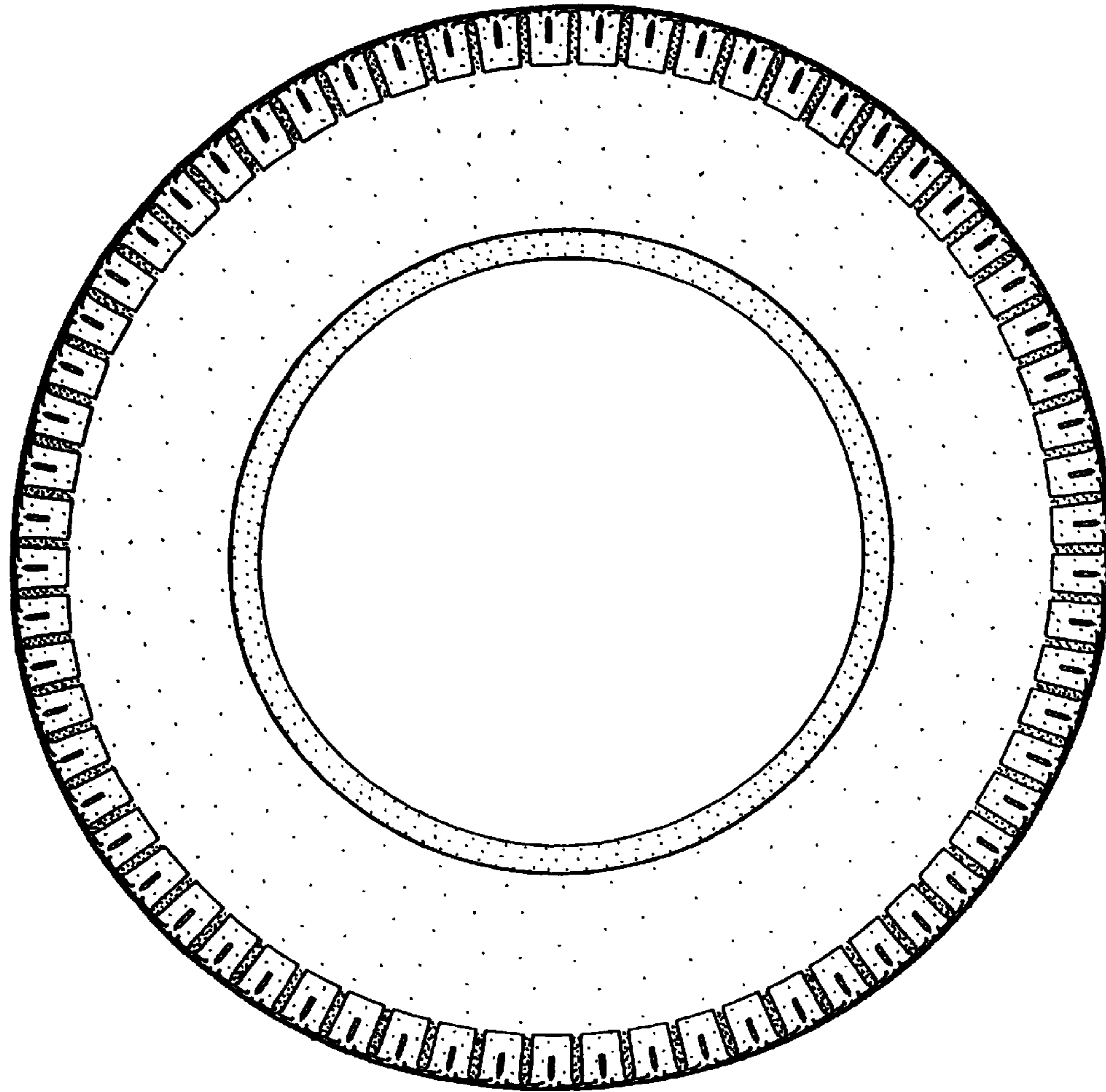


FIG. 2

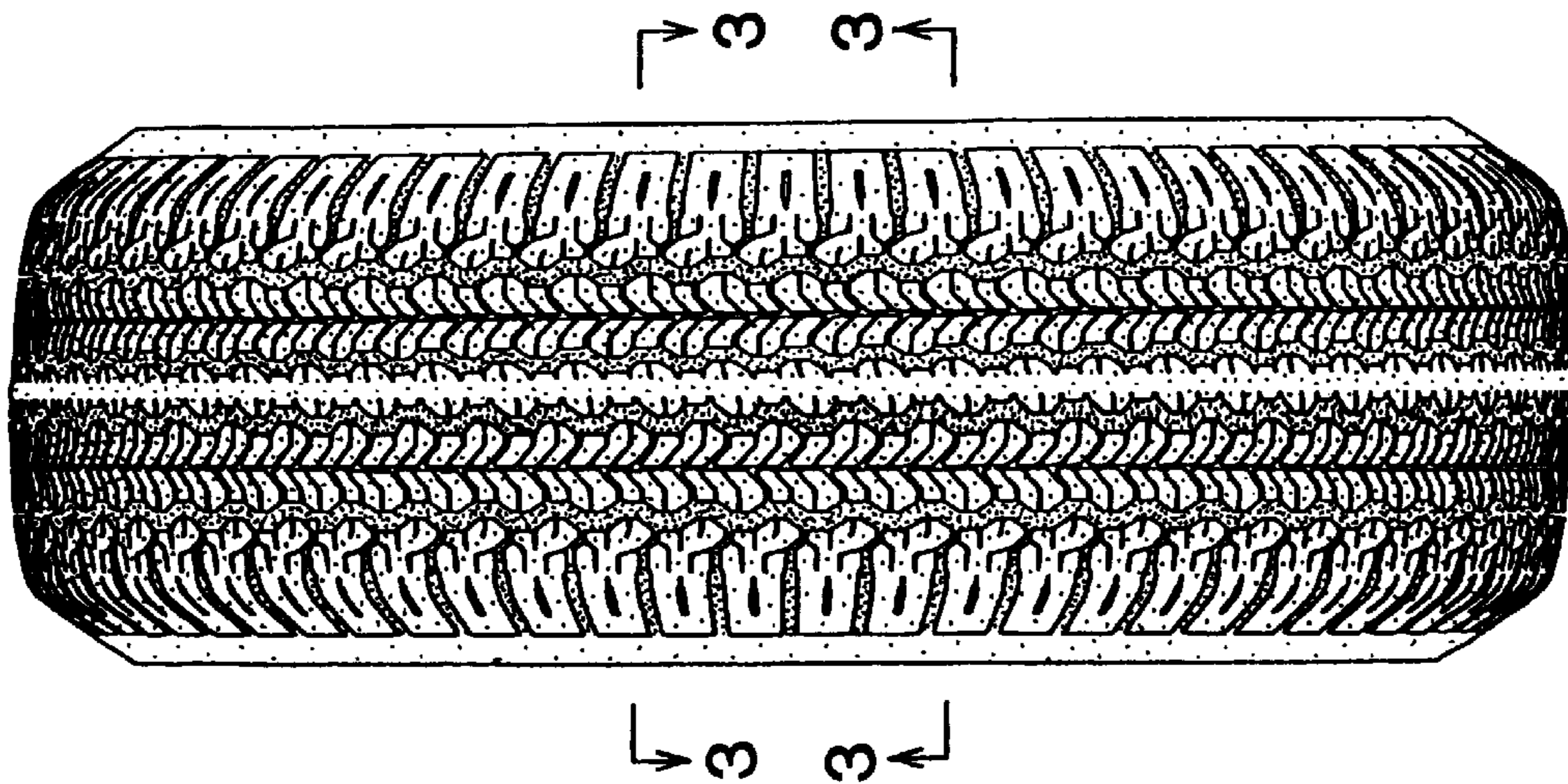


FIG. 1

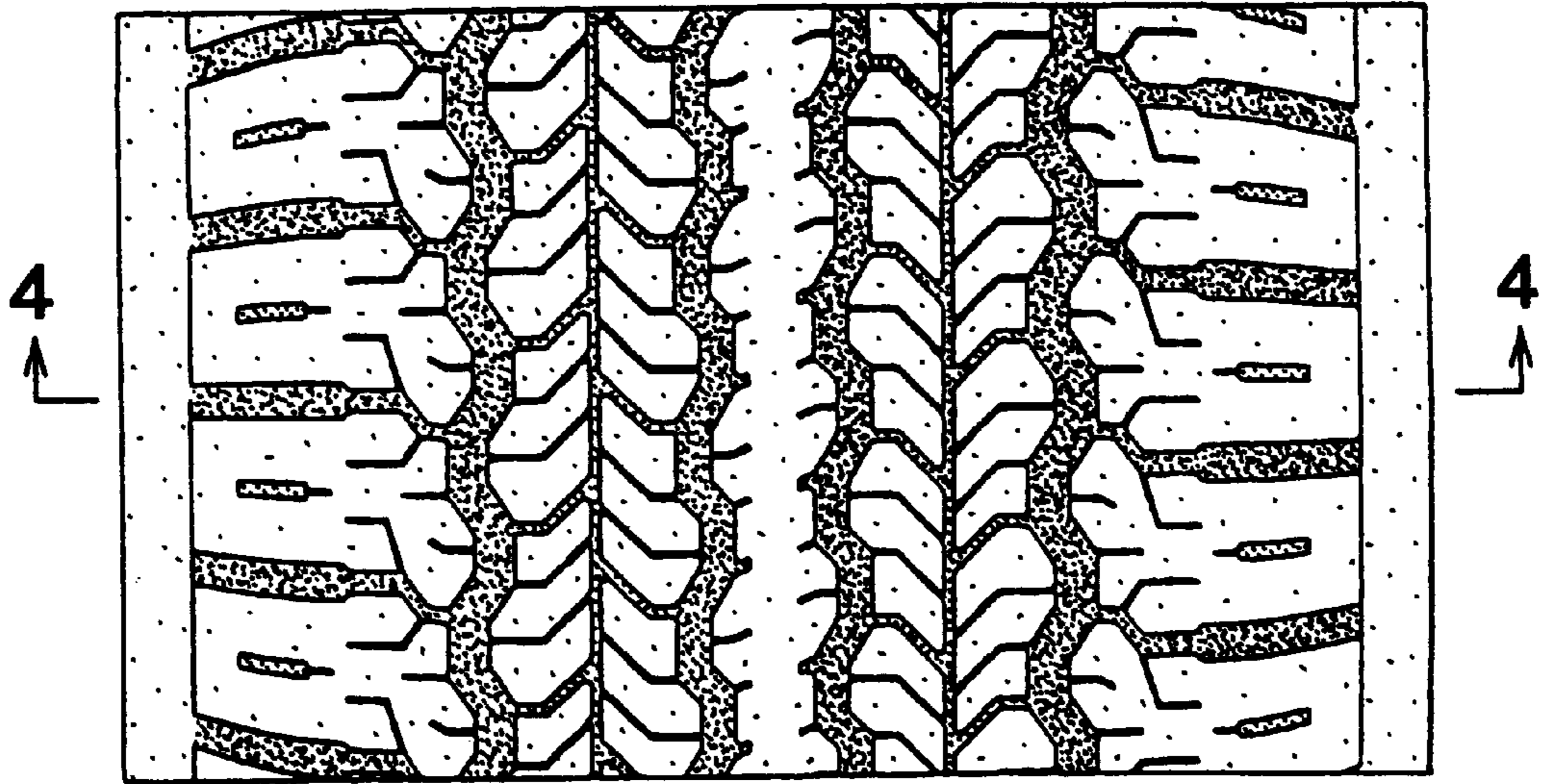


FIG. 3




FIG. 4