



US00D414132S

United States Patent [19]

Ambar

[11] Patent Number: Des. 414,132

[45] Date of Patent: ** Sep. 21, 1999

[54] **COMBINED GEMSTONE AND SETTING**

[75] Inventor: **Betzalel Ambar**, Encino, Calif.

[73] Assignee: **Ambar Diamonds Inc.**, Los Angeles, Calif.

[**] Term: **14 Years**

[21] Appl. No.: **29/065,476**

[22] Filed: **Jan. 23, 1997**

[51] **LOC (6) Cl.** **11-01**

[52] **U.S. Cl.** **D11/30; D11/81; D11/56; D11/103**

[58] **Field of Search** **D11/26-30, 34-38, D11/48, 89, 81, 56, 103; 63/3, 15, 15.45, 26**

[56] **References Cited**

U.S. PATENT DOCUMENTS

D. 38,935	12/1907	Hansen	D11/89
D. 48,763	3/1916	Roede	D11/35
D. 51,068	7/1917	Jacobs	D11/28
D. 61,913	2/1923	Kaufman	D11/34
D. 75,164	5/1928	Kruger et al.	D11/32
D. 82,544	11/1930	Cristina	D11/89
D. 84,286	6/1931	Gross	D11/34
D. 137,743	4/1944	Fradkman	D11/36
D. 140,548	3/1945	Dlein	D11/26
D. 181,452	11/1957	Barbieri	D11/36
D. 193,865	10/1962	Skalet	D11/36
D. 235,466	6/1975	Volkhausen	D11/35

D. 270,720	9/1983	Schneider	D11/28
D. 271,187	11/1983	Bulgari	D11/38
D. 272,811	2/1984	Bulgari	D11/34
D. 273,771	5/1984	Bulgari	D11/34
D. 291,424	8/1987	Bulgari	D11/89
D. 301,213	5/1989	Groh	11/89
D. 339,762	9/1993	Coleman	D11/89

OTHER PUBLICATIONS

Silverlady Inc. brochure for Fully Adjustable Rings; front cover #301 and inside front cover #311; Oct. 1979.

Primary Examiner—Cathy Anne MacCormac
Attorney, Agent, or Firm—Howard C. Miskin

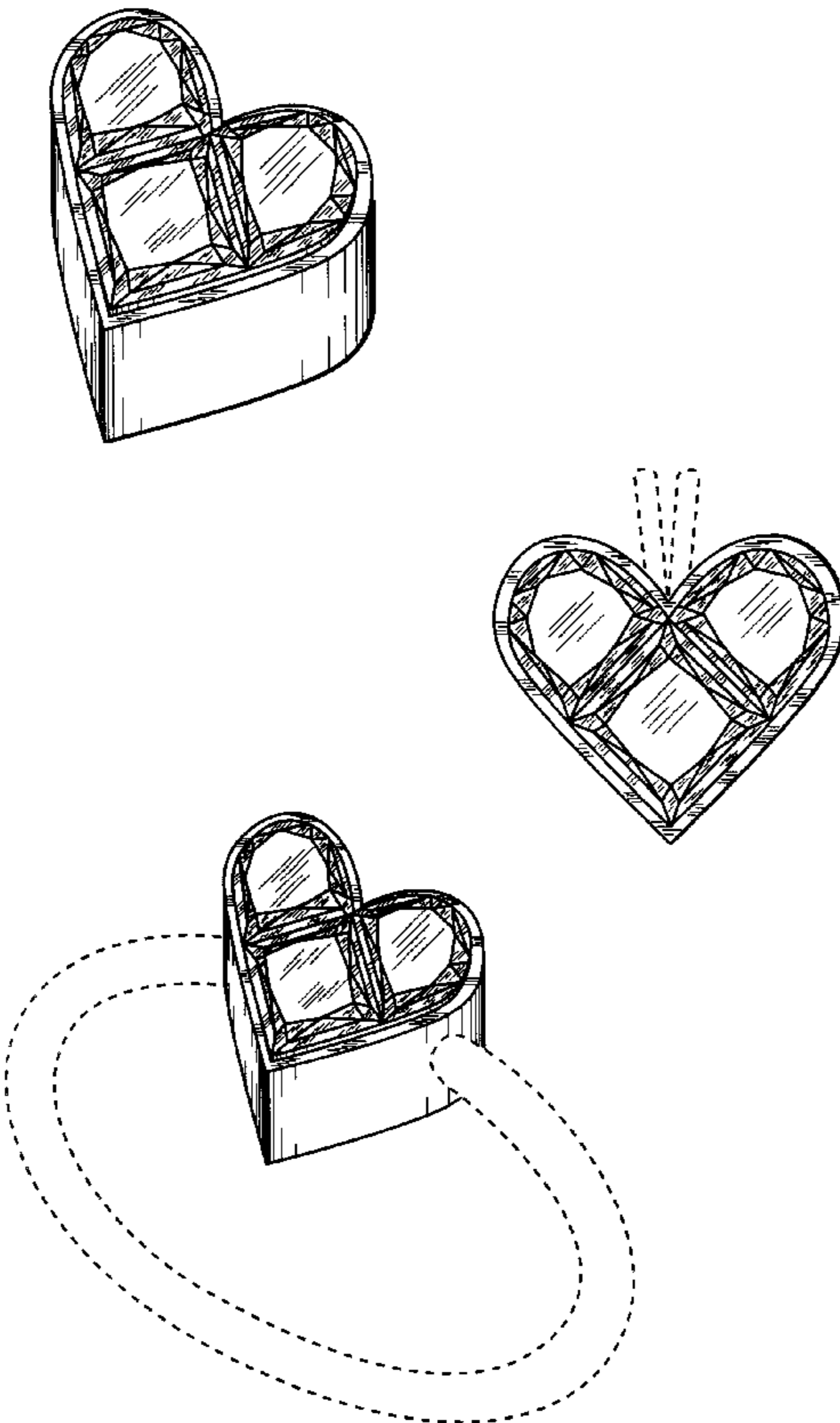
[57] **CLAIM**

The ornamental design for a combined gemstone and setting, as shown and described.

DESCRIPTION

FIG. 1 is a top plan view of a combined gemstone and setting showing my new design;
FIG. 2 is a front elevational view thereof;
FIG. 3 is a side elevational view thereof, the opposite side view being a mirror image;
FIG. 4 is a rear elevational view thereof;
FIG. 5 is a top, front, right side perspective view thereof;
FIG. 6 is another top plan view thereof;
FIG. 7 is another perspective view thereof; and,
FIG. 8 is a bottom plan view thereof.
The broken lines in FIGS. 6 and 7 are for purposes of illustration only and form no part of the claimed design.

1 Claim, 2 Drawing Sheets






FIG. 1

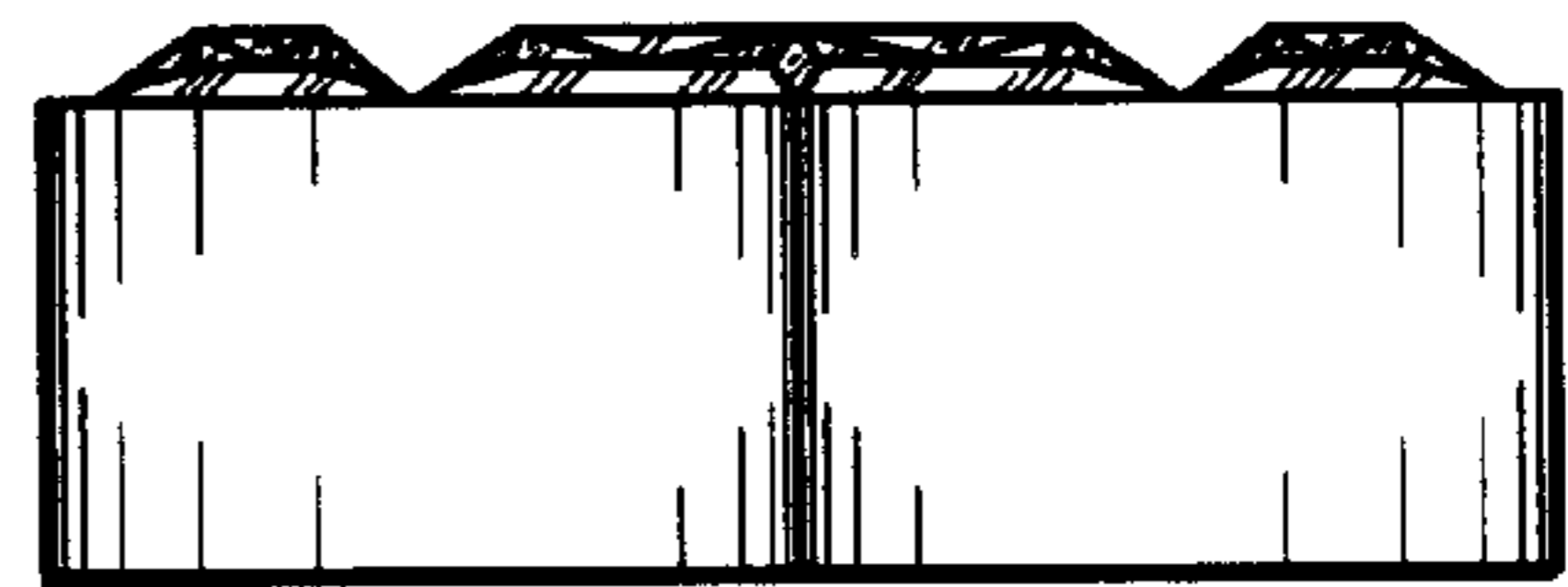


FIG. 2



FIG. 3



FIG. 4

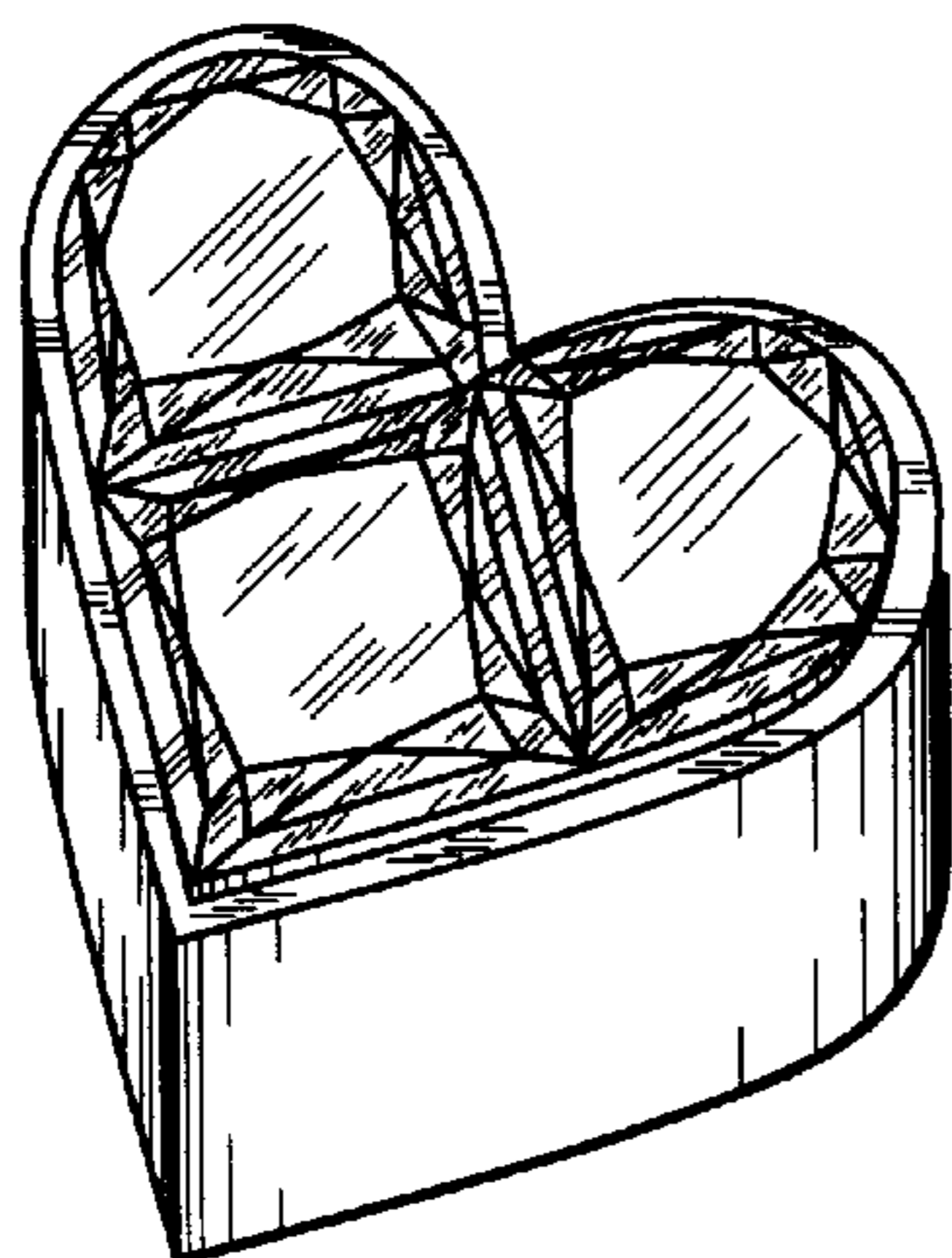


FIG. 5




FIG. 6

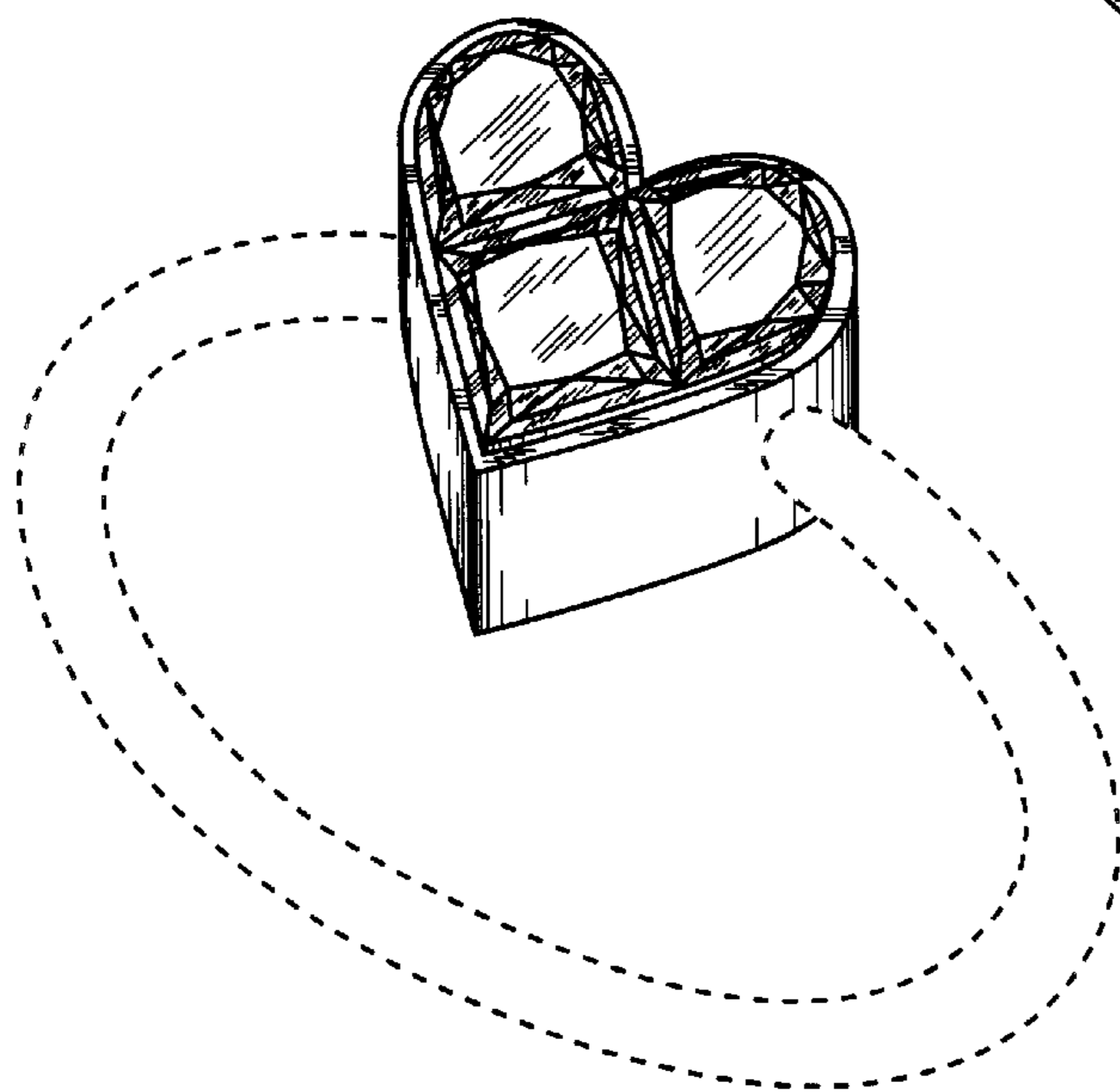


FIG. 7




FIG. 8