



US00D414126S

# United States Patent [19]

**Kurata et al.**

[11] **Patent Number: Des. 414,126**

[45] **Date of Patent: \*\* Sep. 21, 1999**

[54] **SCALE**

D. 377,153 1/1997 Andrieu ..... D10/92  
5,613,304 3/1997 Lin ..... 177/245 X

[75] Inventors: **Soji Kurata**, Tsurugashima, Japan;  
**Hiroshi Ariyama**; **Daniel Pérez**, both  
of Chicago, Ill.

*Primary Examiner*—Antoine Duval Davis  
*Attorney, Agent, or Firm*—Evenson, McKeown, Edwards &  
Lenahan, PLLC

[73] Assignee: **Tanita Corporation**, Tokyo, Japan

[57] **CLAIM**

[\*\*] Term: **14 Years**

The ornamental design for a scale, as shown.

[21] Appl. No.: **29/090,640**

**DESCRIPTION**

[22] Filed: **Jul. 13, 1998**

[30] **Foreign Application Priority Data**

Jan. 22, 1998 [JP] Japan ..... 10-1193

[51] **LOC (6) Cl.** ..... **10-04**

[52] **U.S. Cl.** ..... **D10/92**

[58] **Field of Search** ..... D10/92; 177/238–245

FIG. 1 is a perspective view from the upper front side of the scale embodying our new design;  
FIG. 2 is a perspective view from the rear side thereof;  
FIG. 3 is a top plan view thereof;  
FIG. 4 is a front elevational view thereof;  
FIG. 5 is a rear elevational view thereof;  
FIG. 6 is a left side elevational view thereof;  
FIG. 7 is a right side elevational view thereof; and,  
FIG. 8 is a bottom plan view thereof.

[56] **References Cited**

**U.S. PATENT DOCUMENTS**

D. 331,886 12/1992 Mattei ..... D10/92

**1 Claim, 3 Drawing Sheets**



FIG. 1



FIG. 2




FIG. 3



FIG. 4



FIG. 5




FIG. 6




FIG. 7




FIG. 8

