



US00D414124S

# United States Patent [19] Yang

[11] Patent Number: Des. 414,124

[45] Date of Patent: \*\* Sep. 21, 1999

[54] **VOLTMETER**

D. 401,520 11/1998 Beha ..... D10/78  
D. 401,521 11/1998 Beha ..... D10/78

[75] Inventor: **Xiao Feng Yang**, Shenzhem, China

[73] Assignee: **Precision Mastech Enterprises Company**, Kwung Tong, The Hong Kong Special Administrative Region of the People's Republic of China

*Primary Examiner*—Antoine Duval Davis  
*Attorney, Agent, or Firm*—Collard &Roe, P.C.

[\*\*] Term: **14 Years**

[57] **CLAIM**  
The ornamental design for a voltmeter, as shown and described.

[21] Appl. No.: **29/094,873**

### DESCRIPTION

[22] Filed: **Oct. 13, 1998**

[51] **LOC (6) Cl.** ..... **10-04**

[52] **U.S. Cl.** ..... **D10/78**

[58] **Field of Search** ..... D10/78; 324/72.5,  
324/110, 114, 115, 149, 151 A, 151 R,  
67, 108

FIG. 1 shows a front view of my design for a voltmeter;  
FIG. 2 shows a right side view thereof;  
FIG. 3 shows a top side view thereof;  
FIG. 4 shows a bottom side view thereof;  
FIG. 5 shows a left side view thereof; and,  
FIG. 6 shows a rear side view thereof.

### [56] References Cited

#### U.S. PATENT DOCUMENTS

D. 385,808 11/1997 Kim ..... D10/78

**1 Claim, 2 Drawing Sheets**




Fig. 3

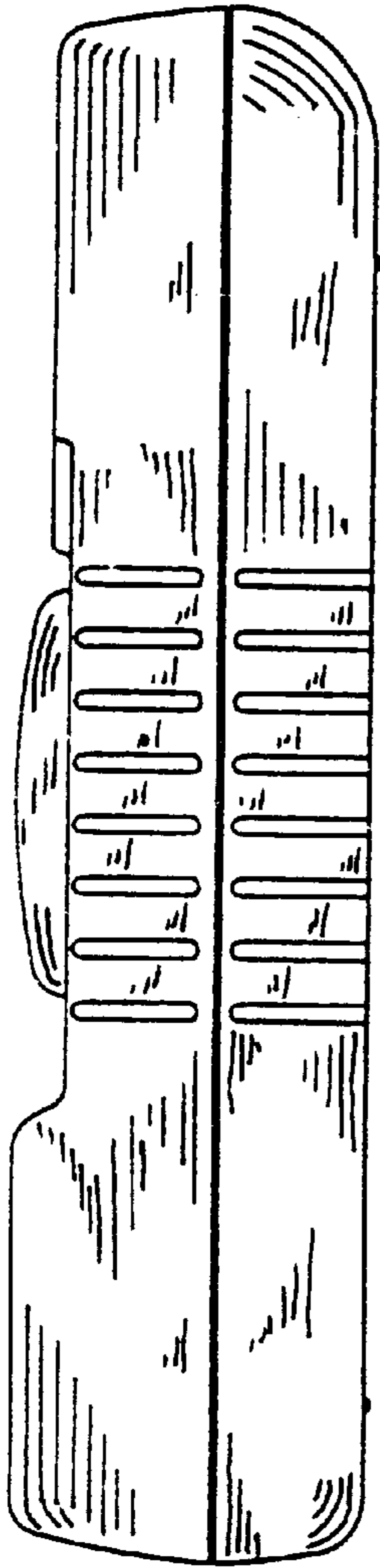
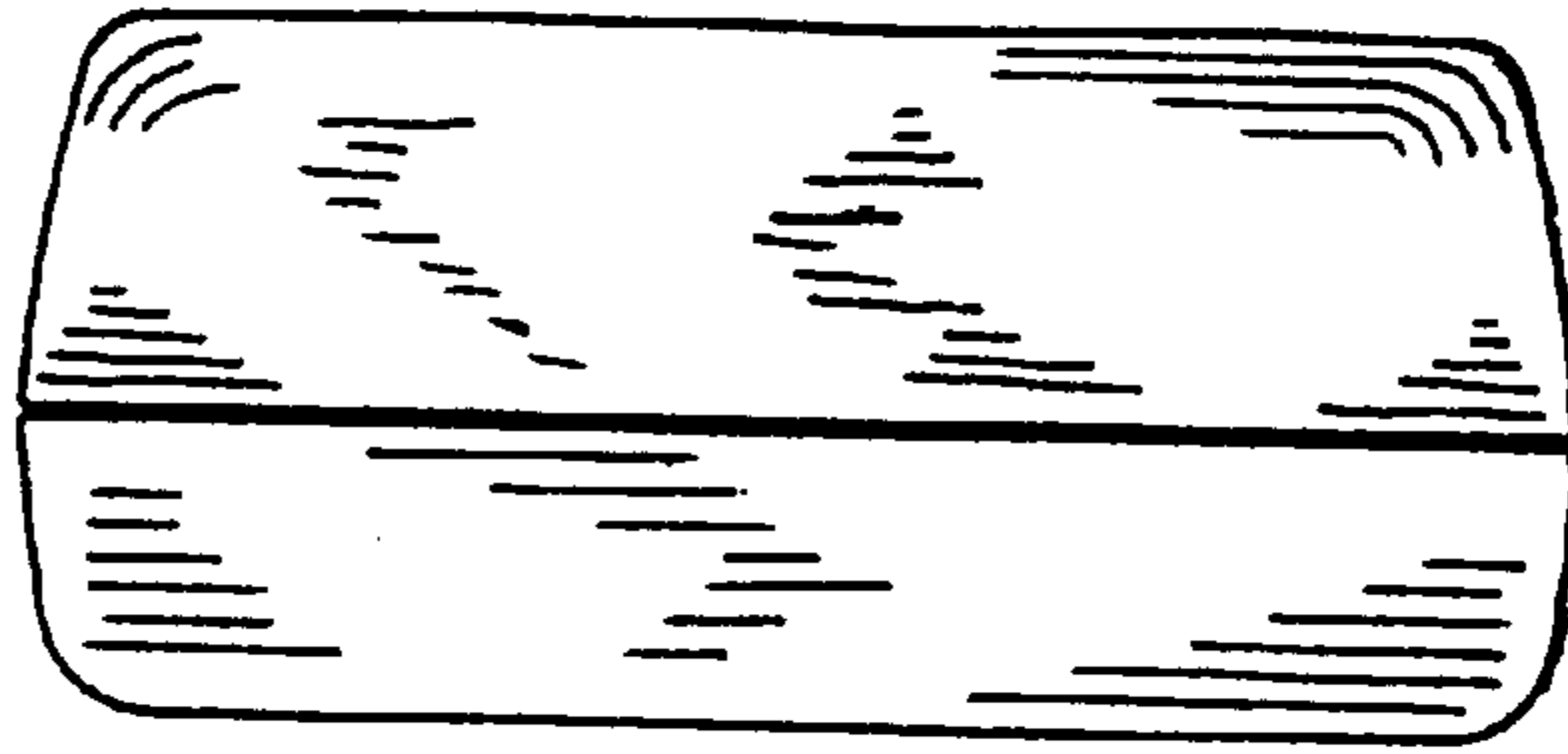


Fig. 2




Fig. 1

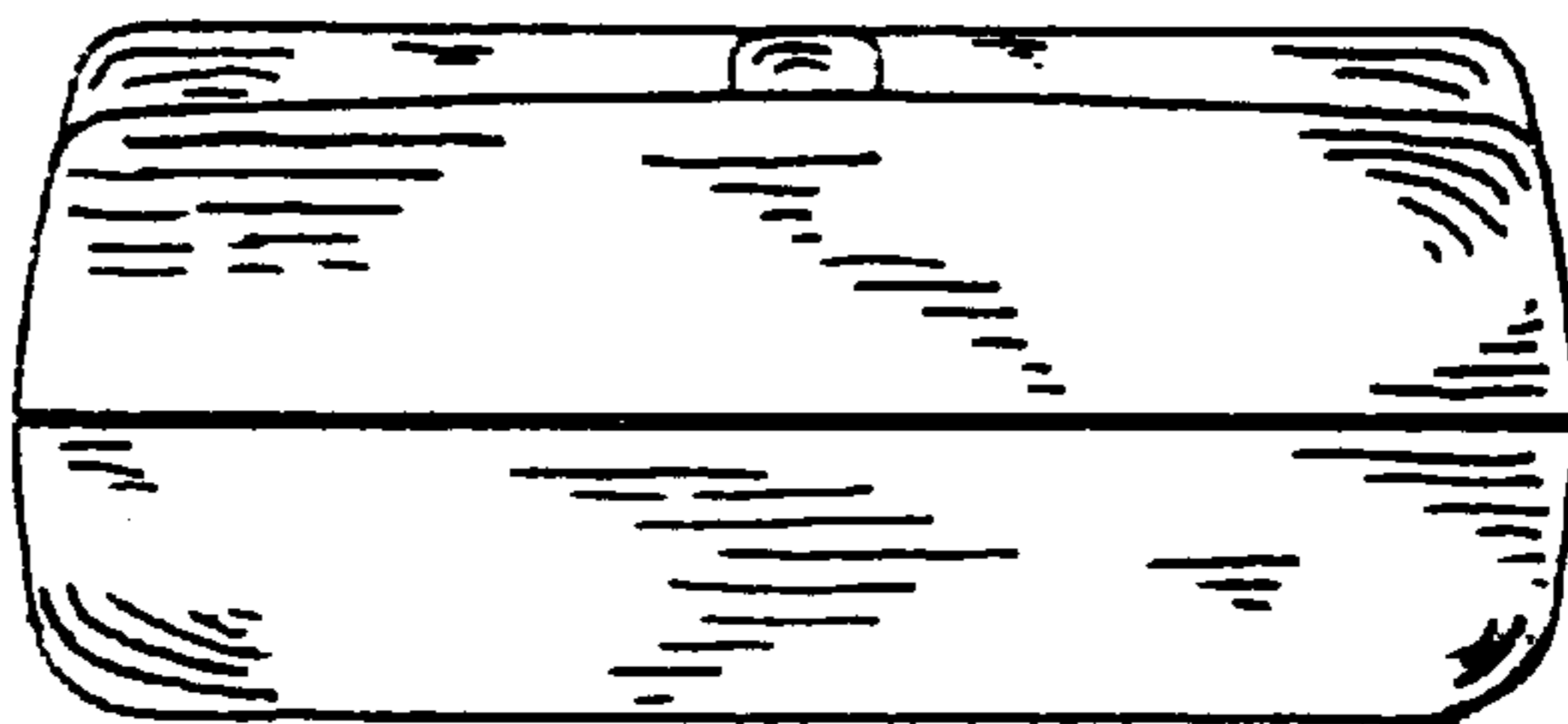


Fig. 4

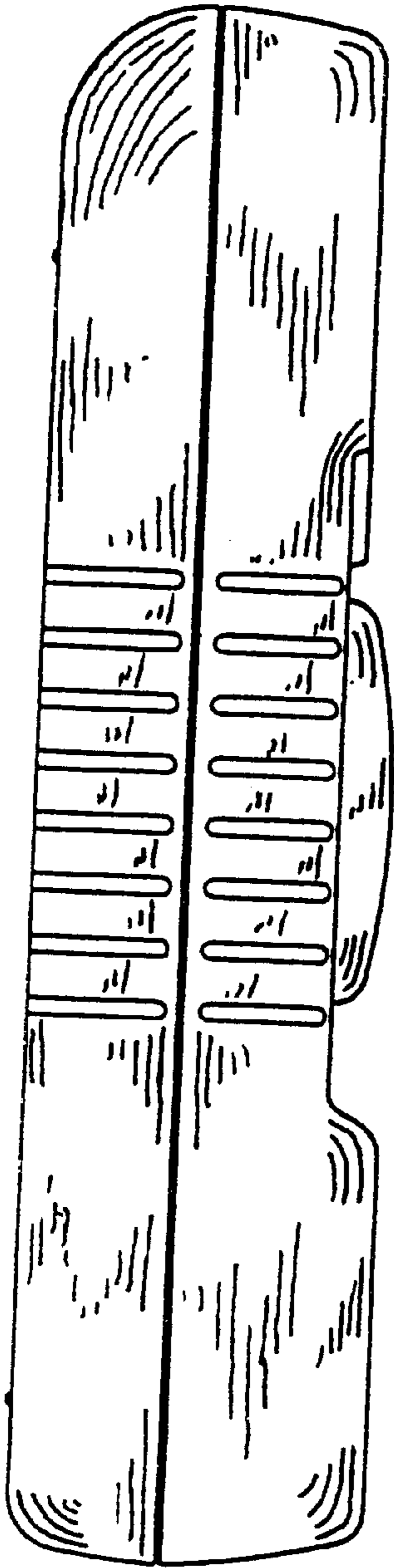


Fig. 5




Fig. 6