



US00D414118S

United States Patent [19] Crawford

[11] Patent Number: Des. 414,118

[45] Date of Patent: ** Sep. 21, 1999

[54] COMBINED CONTAINER AND CAP

[75] Inventor: John Clifford Crawford, Mahopac, N.Y.

[73] Assignee: Colgate-Palmolive Company, New York, N.Y.

[**] Term: 14 Years

[21] Appl. No.: 29/073,262

[22] Filed: Jun. 25, 1997

Related U.S. Application Data

[63] Continuation of application No. 29/053,947, May 2, 1996, abandoned, which is a continuation-in-part of application No. 29/051,933, Mar. 19, 1996, abandoned.

[51] LOC (6) Cl. 09-01

[52] U.S. Cl. D9/543

[58] Field of Search D9/542, 543, 537-541, D9/529, 521, 572-575, 557, 570, 563, 564; 222/210, 212, 213, 215; 215/382-384

[56] References Cited

U.S. PATENT DOCUMENTS

- D. 19,798 4/1890 Wardle .
- D. 56,029 8/1920 Quigg .
- D. 64,637 5/1924 Mas .
- D. 67,219 5/1925 Miller .
- D. 69,462 2/1926 Sears .
- D. 74,200 1/1928 Taylor .
- D. 95,672 5/1935 Fuerst .
- D. 107,433 12/1937 Lorenzen .
- D. 115,155 6/1939 D'Addario .
- D. 116,016 8/1939 Buckingham .
- D. 139,892 1/1945 Riha .
- D. 156,219 11/1949 Deskey .
- D. 182,540 4/1958 Soubier .

- D. 188,133 6/1960 Bindman .
- D. 198,645 7/1964 Shepler .
- D. 206,194 11/1966 Gooding D9/542
- D. 216,079 11/1969 Lawton .
- D. 216,361 12/1969 Pappas, Jr. .
- D. 223,335 4/1972 Donoghue D9/542
- D. 268,812 5/1983 D'Orleans .
- D. 279,650 7/1985 Aldrich, III et al. D9/542
- D. 286,021 10/1986 O'Reilly .
- D. 317,118 5/1991 Crawford D9/338
- D. 317,121 5/1991 Crawford et al. D9/529
- D. 322,398 12/1991 Plunkett .
- D. 323,780 2/1992 Addante D9/543 X
- D. 343,360 1/1994 Poo D9/542 X
- D. 344,236 2/1994 Drounau .
- D. 352,242 11/1994 Crawford et al. D9/543
- D. 352,663 11/1994 Suxdorf D9/573
- D. 354,000 1/1995 Hoyt .
- D. 356,736 3/1995 Armstrong .
- 5,105,989 4/1992 Gutkowski .
- 5,201,440 4/1993 Gross 222/556
- 5,499,748 3/1996 Iaia et al. 222/213

Primary Examiner—Lucy Lieberman
Attorney, Agent, or Firm—Michael McGreal

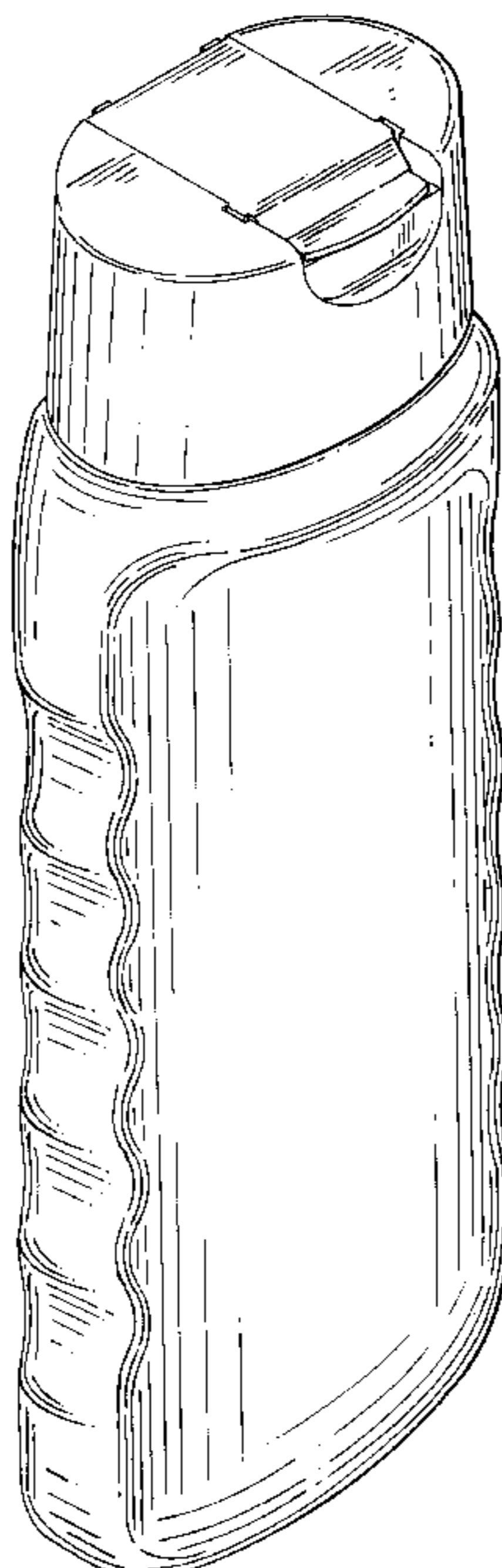
[57] CLAIM

The ornamental design for a combined container and cap, as shown and described.

DESCRIPTION

FIG. 1 is a perspective view of a combined container and cap of my design.
FIG. 2 is a front elevational view thereof.
FIG. 3 is a rear elevational view thereof.
FIG. 4 is a right side elevation, the left side elevation is a mirror image thereto.
FIG. 5 is a top plan view thereof; and,
FIG. 6 is a bottom plan view thereof.

1 Claim, 5 Drawing Sheets



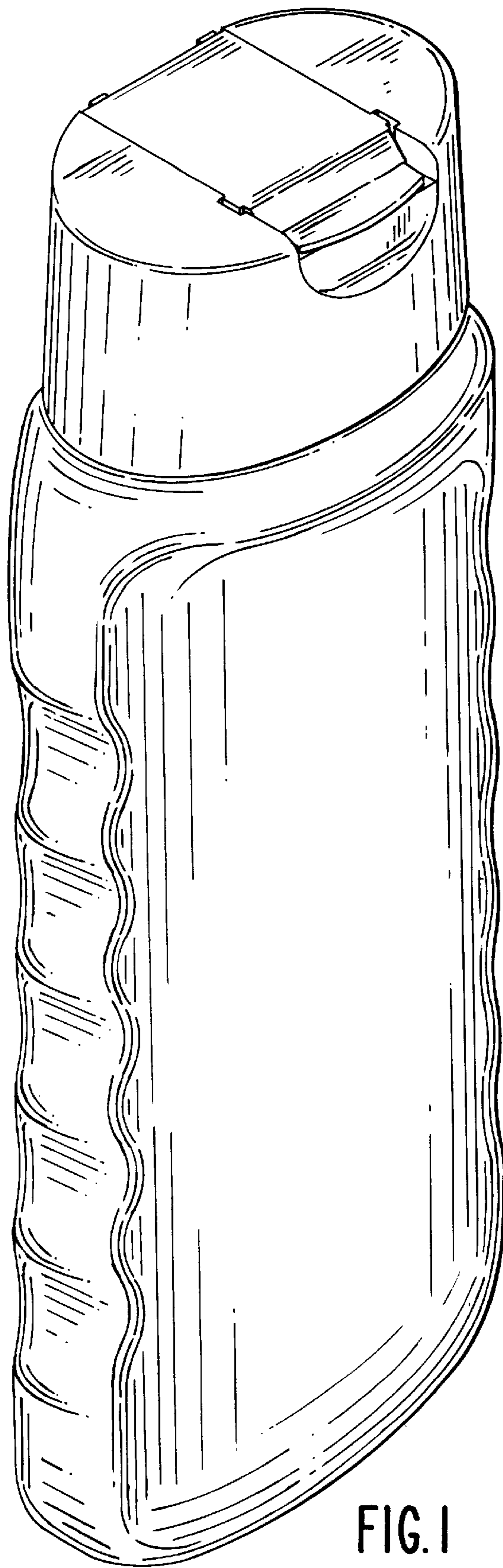


FIG. 1

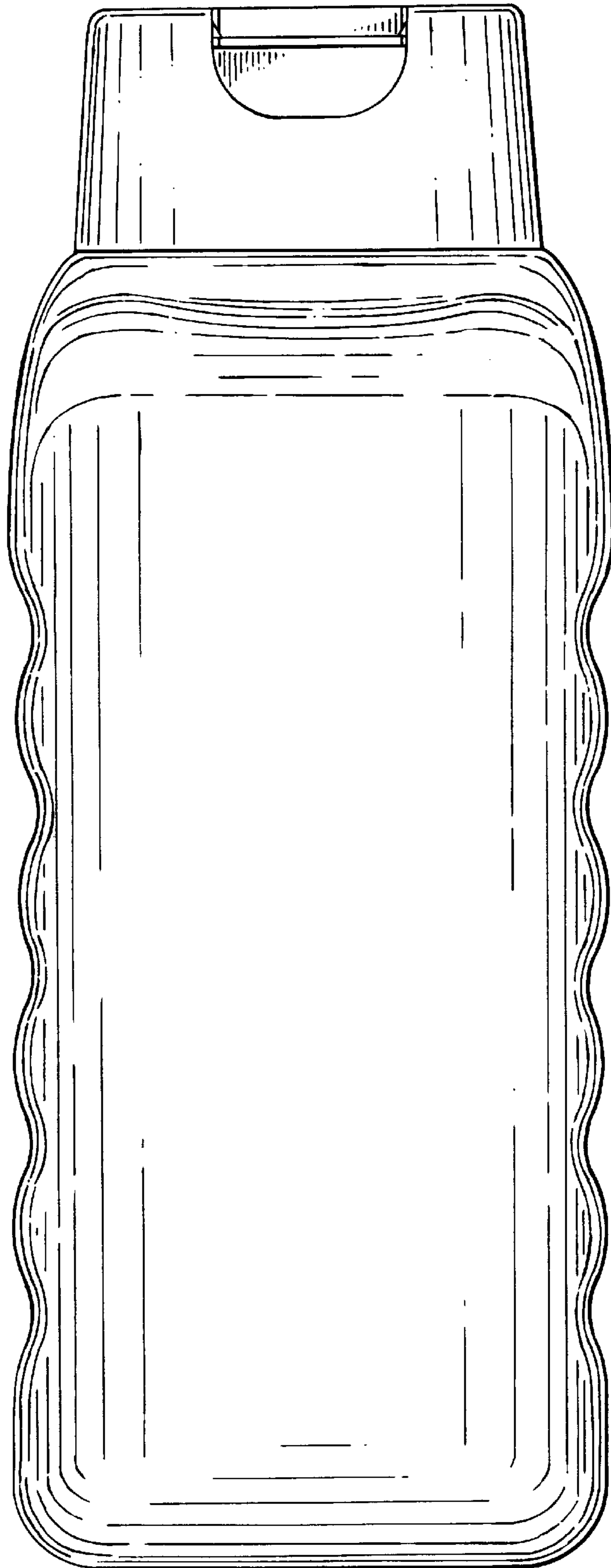


FIG. 2




FIG. 3

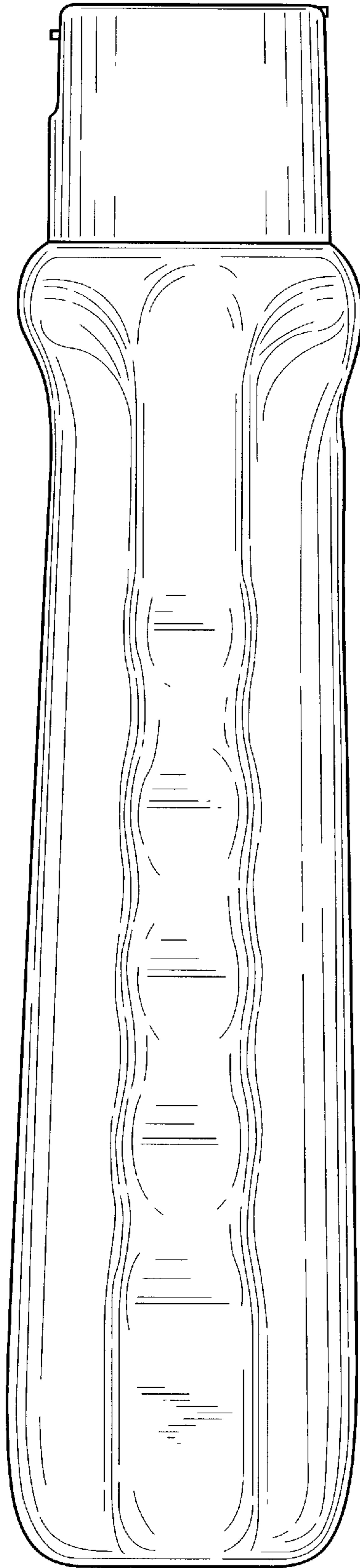


FIG. 4

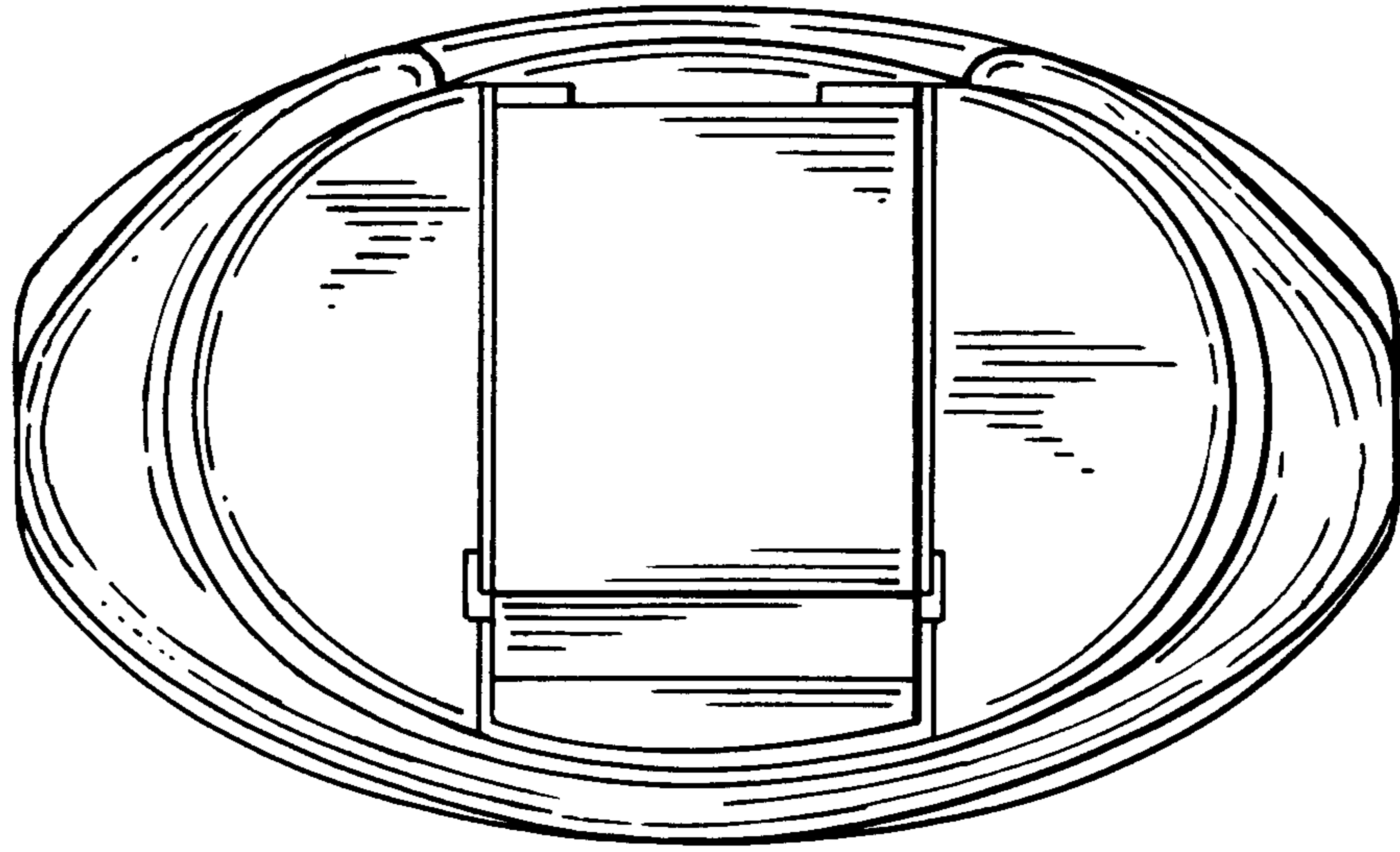


FIG. 5

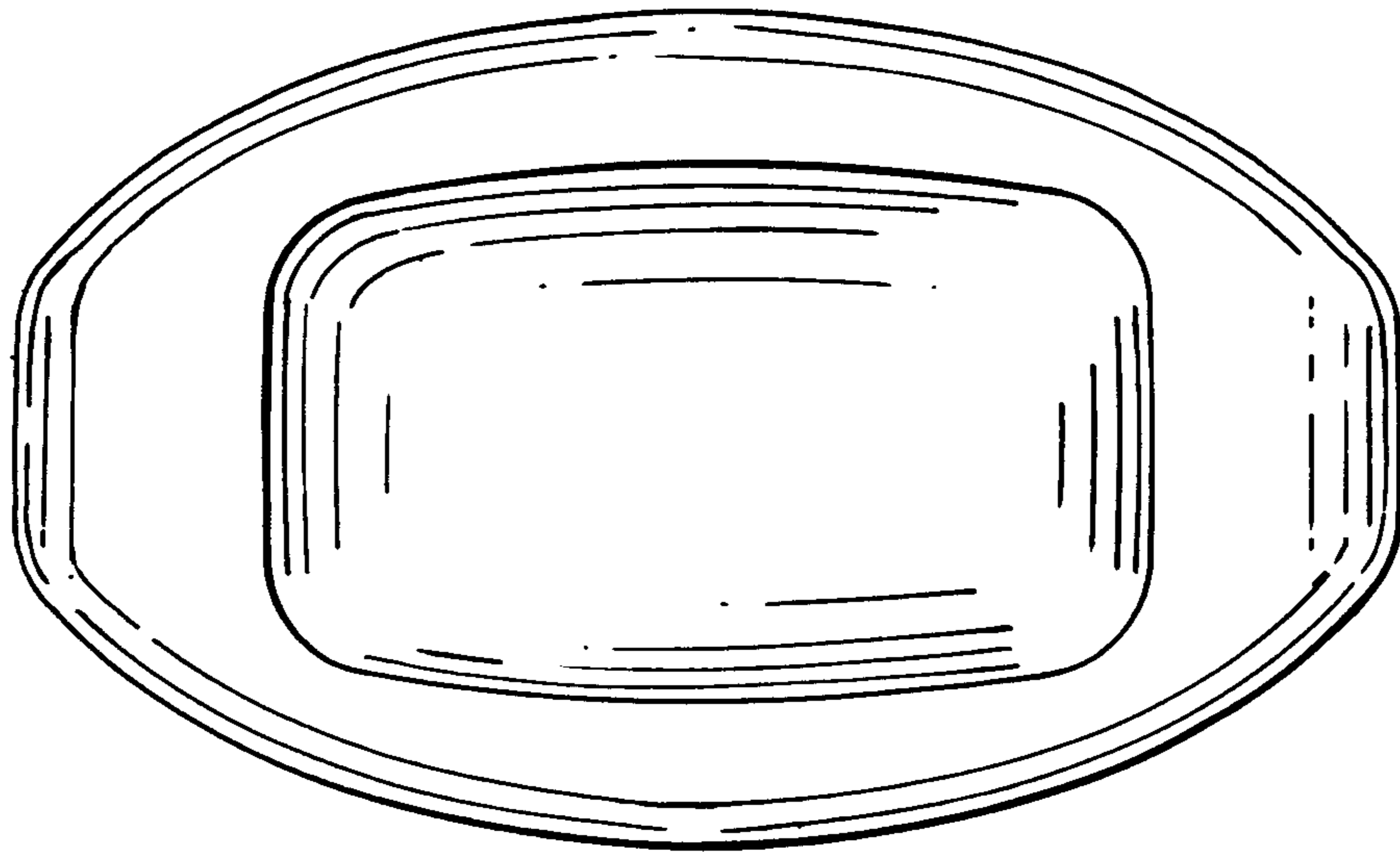


FIG. 6