



US00D414117S

United States Patent [19] Mikla

[11] Patent Number: Des. 414,117

[45] Date of Patent: ** Sep. 21, 1999

[54] **COMBINED BOTTLE AND CAP**

[75] Inventor: **Mark C. Mikla**, Highlands, N.J.

[73] Assignee: **Lander Co., Inc.**, Englewood, N.J.

[**] Term: **14 Years**

[21] Appl. No.: **29/097,912**

[22] Filed: **Dec. 16, 1998**

[51] **LOC (6) Cl.** **09-01**

[52] **U.S. Cl.** **D9/542; D9/529; D9/558**

[58] **Field of Search** D9/542, 543, 539,
D9/540, 558, 529, 449, 571, 573, 574,
548; 215/382, 383, 384; 222/212, 213,
215

[56] **References Cited**

U.S. PATENT DOCUMENTS

D. 10,085	7/1877	Lilienthal .	
D. 71,125	9/1926	Becker .	
D. 74,382	2/1928	Minton .	
D. 95,576	5/1935	Brenner .	
D. 119,386	3/1940	Grunberg .	
D. 193,217	7/1962	Cassell .	
D. 202,662	10/1965	Williams	D58/8
D. 238,554	1/1976	Pardo	D9/529
D. 252,014	6/1979	Furlong et al.	D9/542
D. 266,620	10/1982	Krech .	
D. 278,599	4/1985	Lane	D9/377
D. 280,077	8/1985	Lemaire	D9/372
D. 323,293	1/1992	Gutkowski	D9/377
D. 324,333	3/1992	Griffin et al.	D9/377
D. 329,383	9/1992	Boucheron	D9/529
D. 336,614	6/1993	Crawford	D9/529
D. 342,676	12/1993	Wutlke	D9/529
D. 343,361	1/1994	More	D9/529
D. 345,919	4/1994	Chevassus	D9/529

D. 349,058	7/1994	Farce	D9/523
D. 360,136	7/1995	Dinard	D9/529
D. 373,536	9/1996	Kokenge et al.	D9/529
D. 376,980	12/1996	LoPreto	D9/542
D. 378,276	3/1997	Kotoucek et al.	D9/558
D. 378,665	4/1997	Fenton et al.	D9/558
D. 382,803	8/1997	Gavin	D9/526
D. 382,811	8/1997	Kotyuk, Jr. et al.	D9/542
3,366,284	1/1968	Marona .	
5,105,989	4/1992	Gutkowski	222/182

OTHER PUBLICATIONS

Digital color photo-reproduction of L'Oreal Kids Hair conditioner bottle (date not provided).

Primary Examiner—Lucy Lieberman
Attorney, Agent, or Firm—Seidel, Gonda, Lavorgna & Monaco, PC

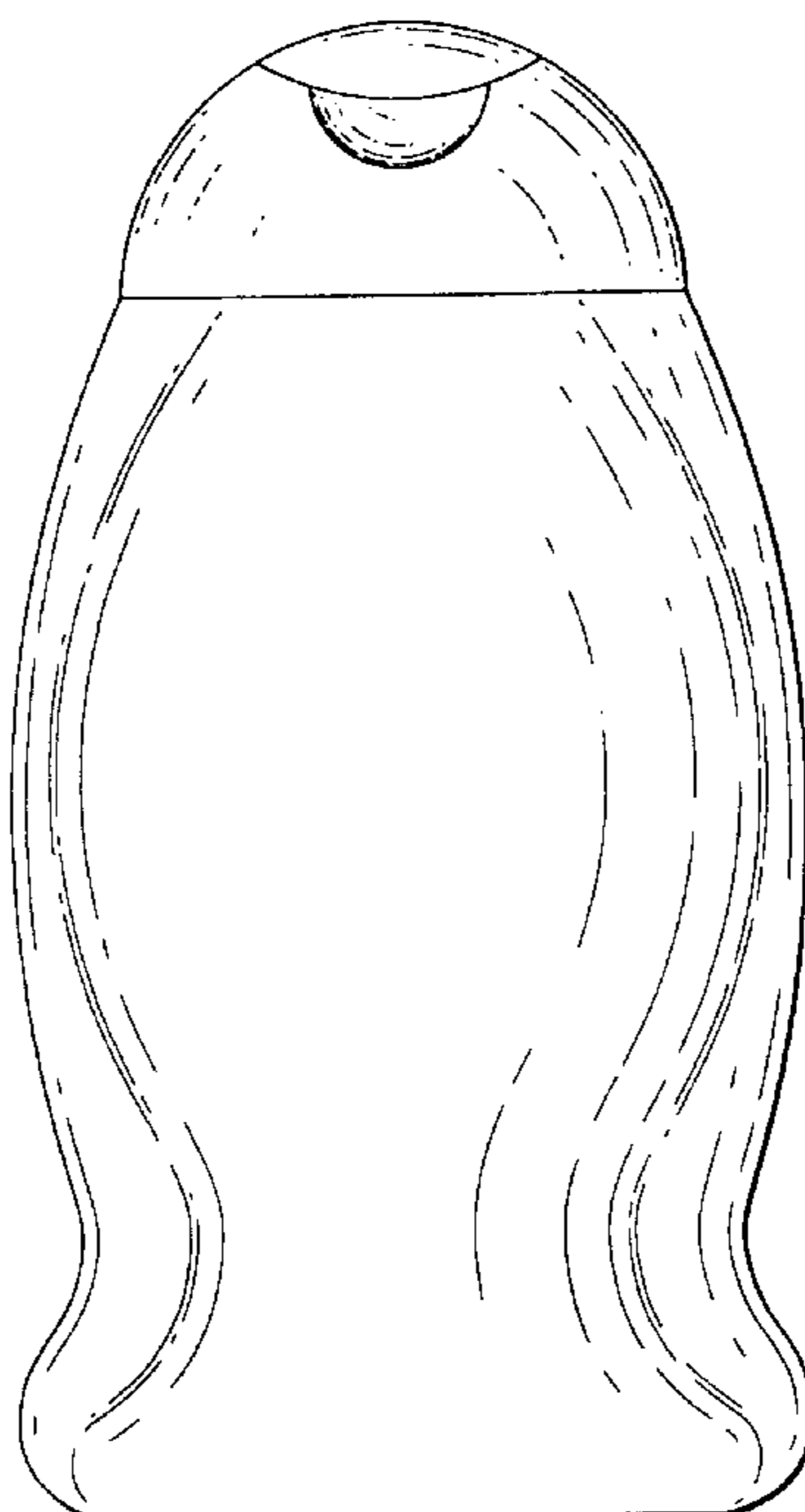
[57] **CLAIM**

The ornamental design for a combined bottle and cap, as shown and described.

DESCRIPTION

FIG. 1 is a top, front and left side perspective view of a combined bottle and cap showing my new design;
FIG. 2 is an front elevation of the combined bottle and cap of my new design;
FIG. 3 is a rear elevation of the combined bottle and cap of my new design;
FIG. 4 is a side elevation of the combined bottle and cap showing my new design, the opposite side thereof being identical thereto except in mirror image;
FIG. 5 is a top plan view of the combined bottle and cap showing my new design; and,
FIG. 6 is a bottom plan view of the combined bottle and cap showing my new design.

1 Claim, 3 Drawing Sheets



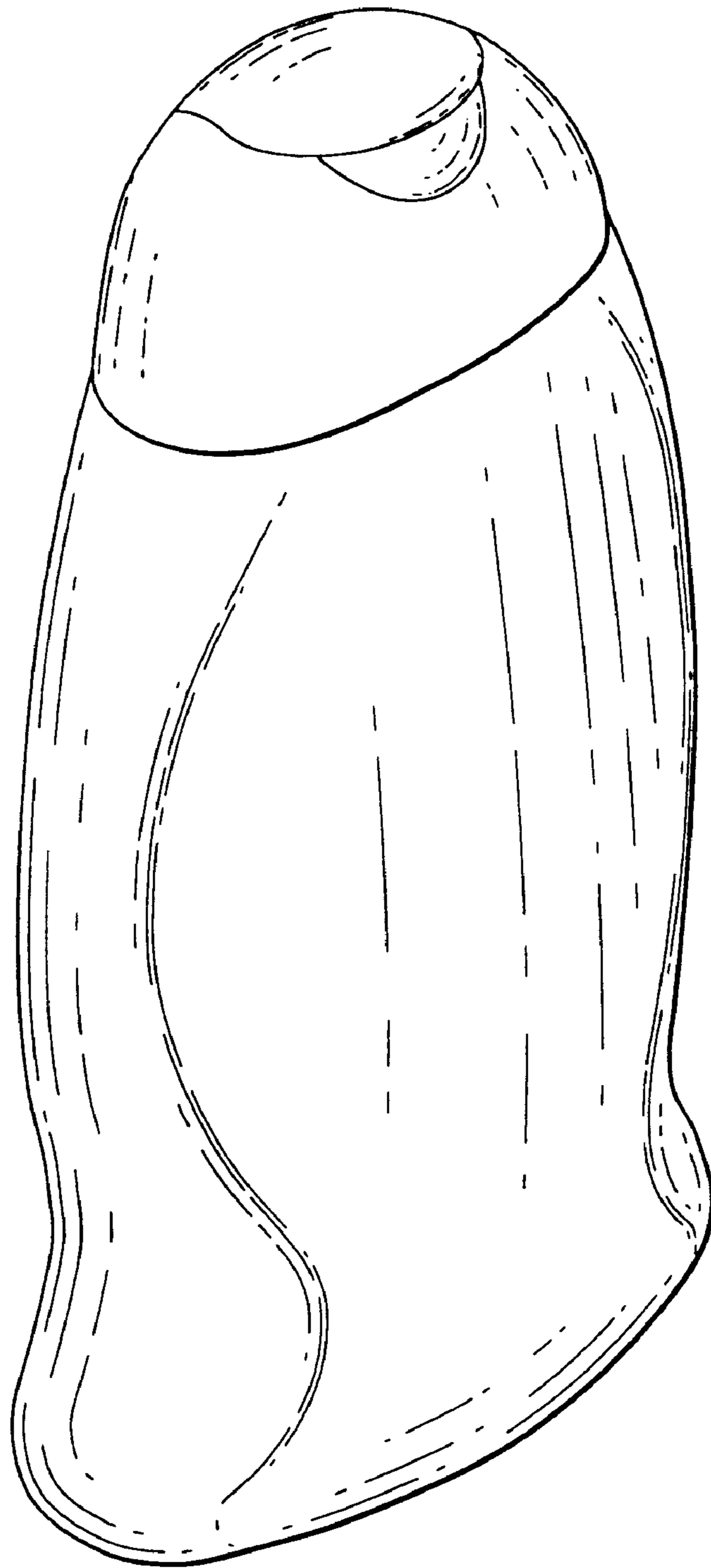


FIG. 1

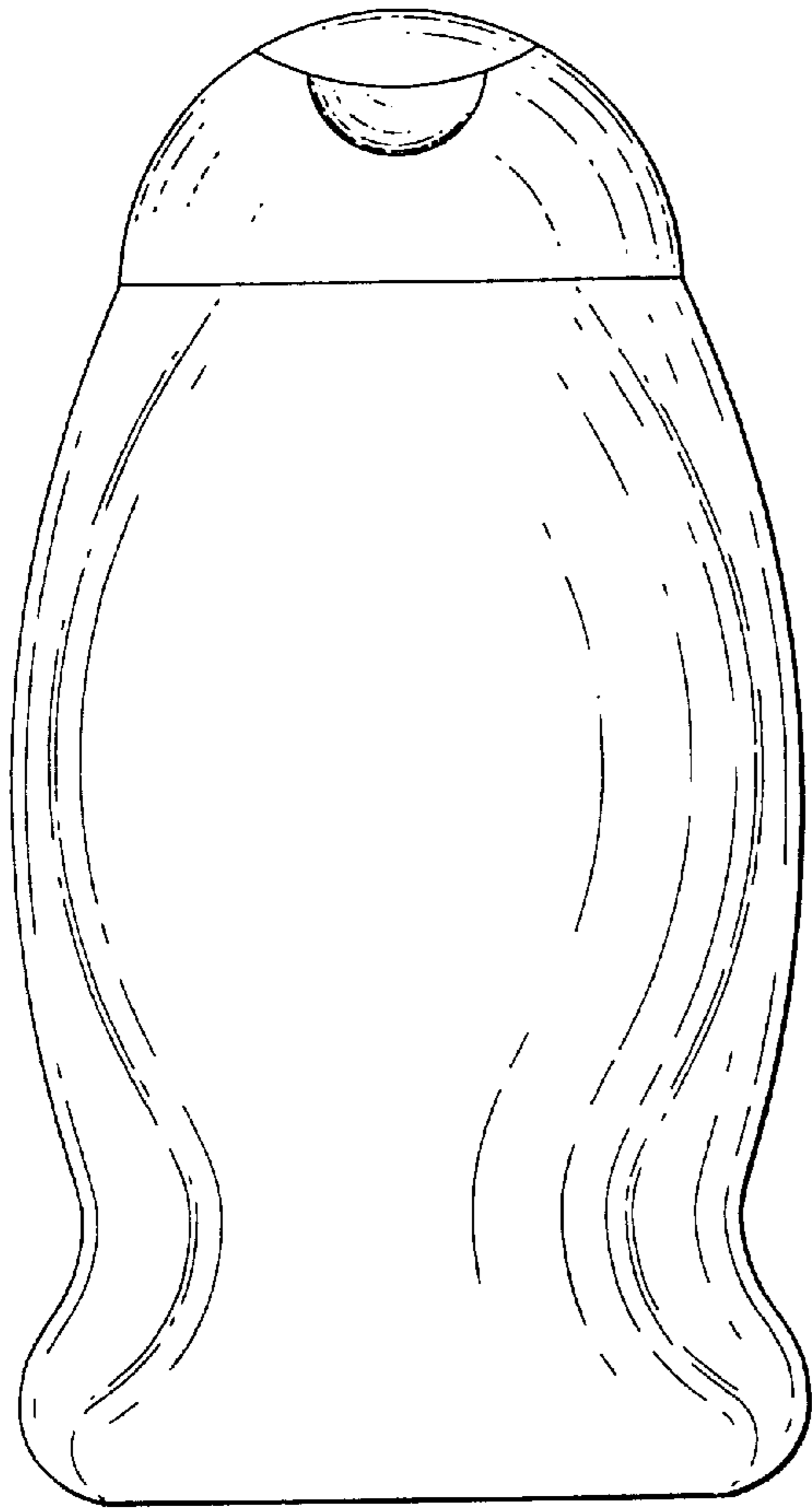


FIG. 2

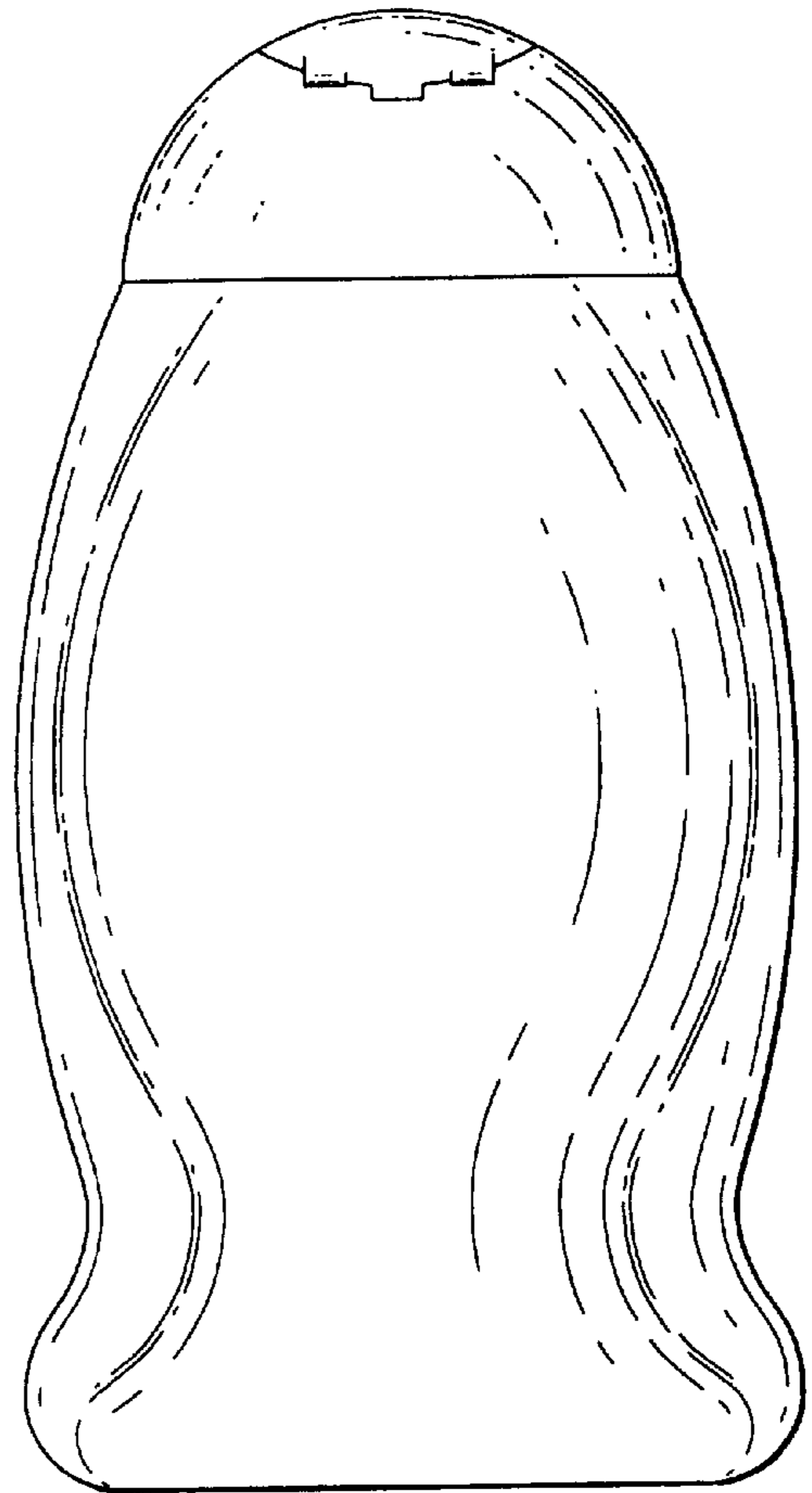


FIG. 3

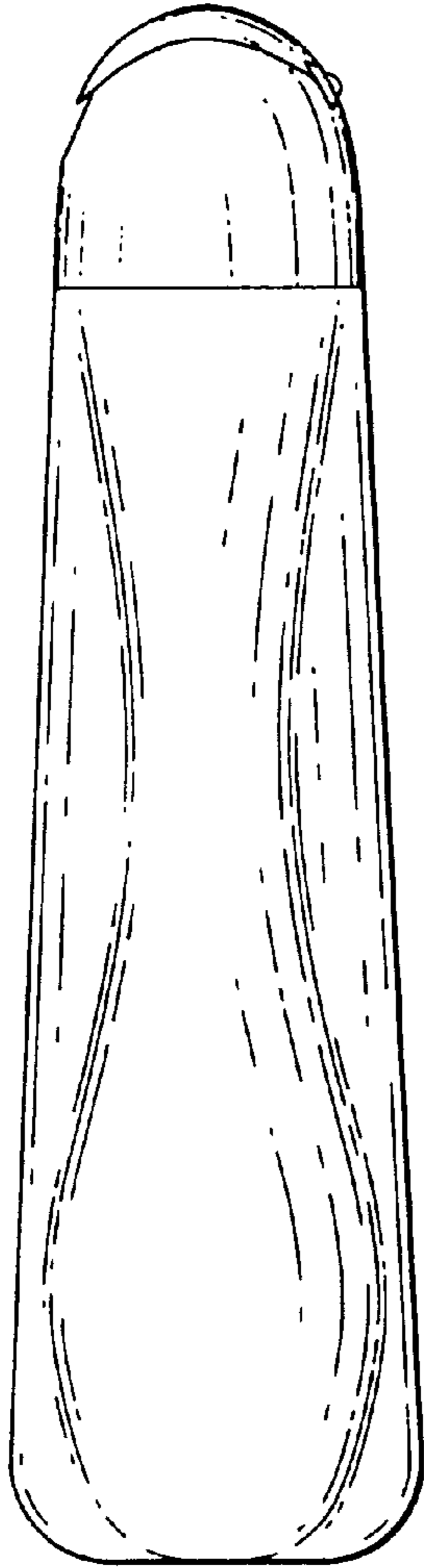


FIG. 4

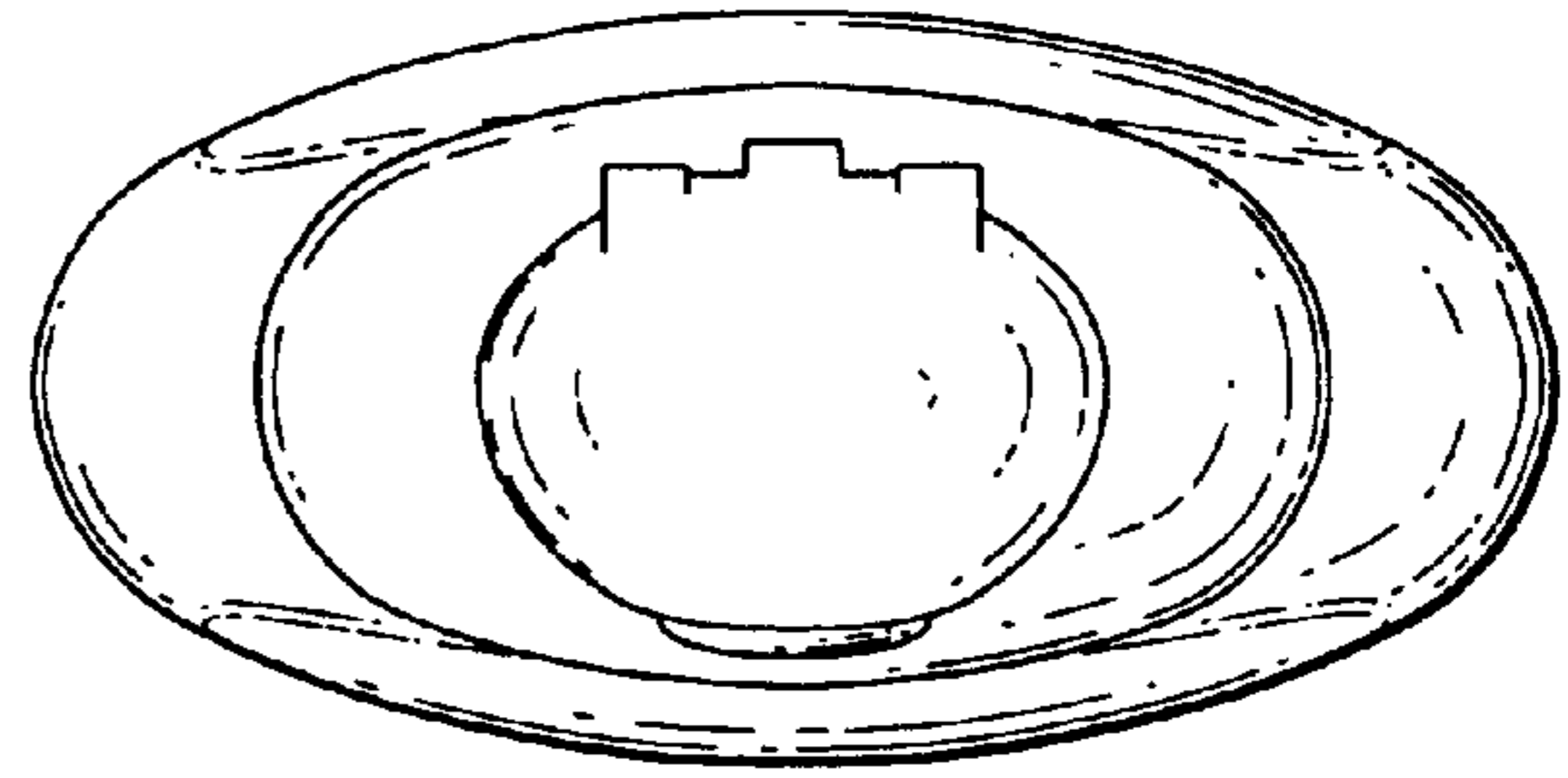


FIG. 5

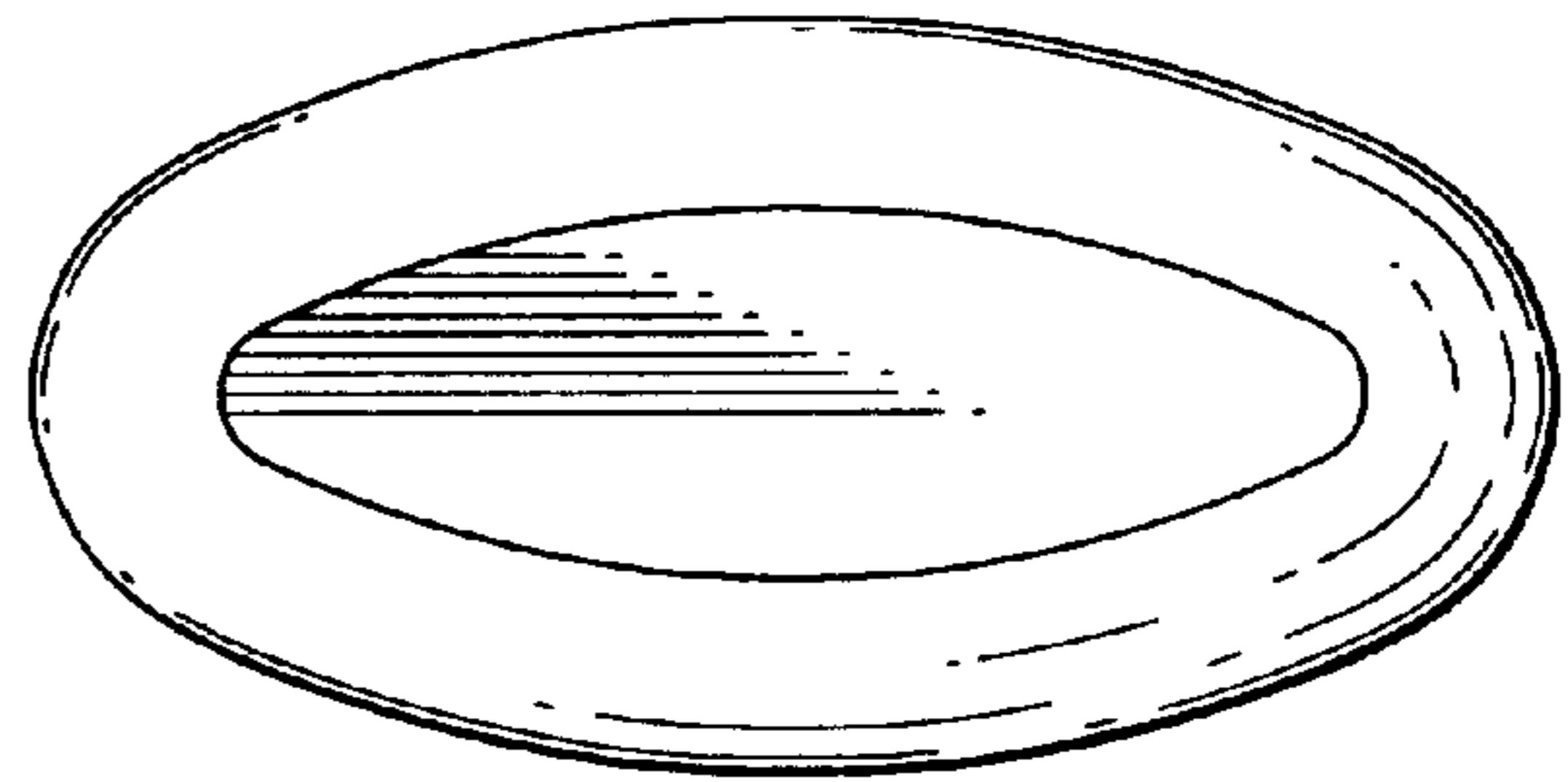


FIG. 6