



US00D414092S

# United States Patent [19] Chang

[11] **Patent Number: Des. 414,092**

[45] **Date of Patent: \*\* Sep. 21, 1999**

[54] **PAIR OF FOLDABLE COMPACT PLIERS**

[76] Inventor: **Chung-Min Chang**, No. 18, Chilung Rd., Tali City, Taichung Hsien, Taiwan

[\*\*] Term: **14 Years**

[21] Appl. No.: **29/084,354**

[22] Filed: **Mar. 2, 1998**

[51] **LOC (6) Cl. .... 08-05**

[52] **U.S. Cl. .... D8/55; D8/105**

[58] **Field of Search .... D8/51, 52, 55, D8/58, 105; 7/125, 127, 129, 132, 107**

[56] **References Cited**

**U.S. PATENT DOCUMENTS**

- D. 368,634 4/1996 Frazer ..... D8/105
- D. 382,182 8/1997 Seber et al. .... D8/55
- D. 384,872 10/1997 Yeh ..... D8/105
- 4,744,272 5/1988 Leatherman ..... 81/427.5

**OTHER PUBLICATIONS**

Hong Kong Enterprise, Gifts and Stationary, p. 509, two pliers/combination tools in top portion of page, Jan. 1998.  
Hong Kong Enterprises, Hardware and Machinery, p. 813, three pliers/combination tools in center to bottom left of page as well as two additional pliers/combination tools in top right corner of page, Jan. 1998.

Hong Kong Enterprise, Hardware and Machinery, p. 856, two pliers/combination tools near center of page, Feb. 1996.

*Primary Examiner*—Alan P. Douglas  
*Assistant Examiner*—Reid Hecker  
*Attorney, Agent, or Firm*—Rosenberg, Klein & Bilker

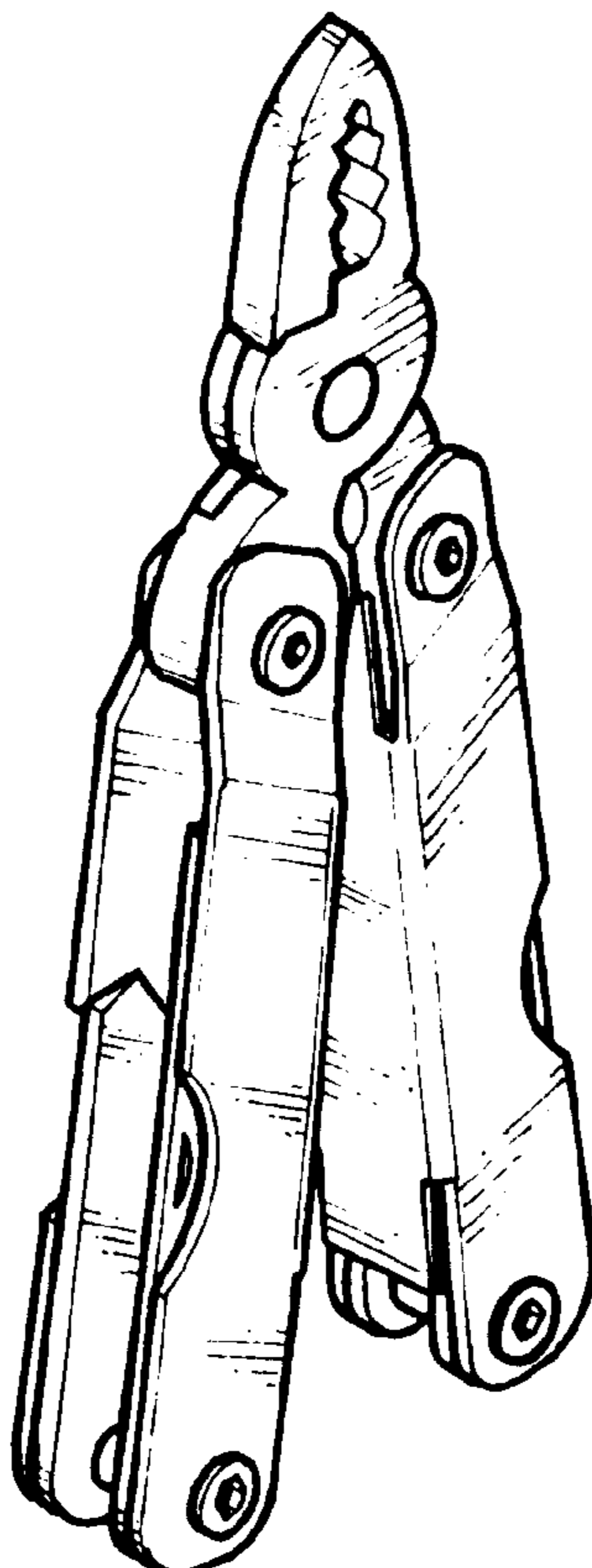
[57] **CLAIM**

The ornamental design for a pair of foldable compact pliers, as shown and described.

**DESCRIPTION**

FIG. 1 is a front-left-top perspective view of a pair of foldable compact pliers, showing my new design;  
FIG. 2 is a front elevational view thereof;  
FIG. 3 is a rear elevational view thereof;  
FIG. 4 is a left elevational view thereof;  
FIG. 5 is a right elevational view thereof;  
FIG. 6 is a top plan view thereof;  
FIG. 7 is a bottom plan view thereof, and,  
FIG. 8 is a front-left-top perspective view of the pair of foldable compact pliers is folded upwardly to receive one of two jaw members therein.

**1 Claim, 2 Drawing Sheets**



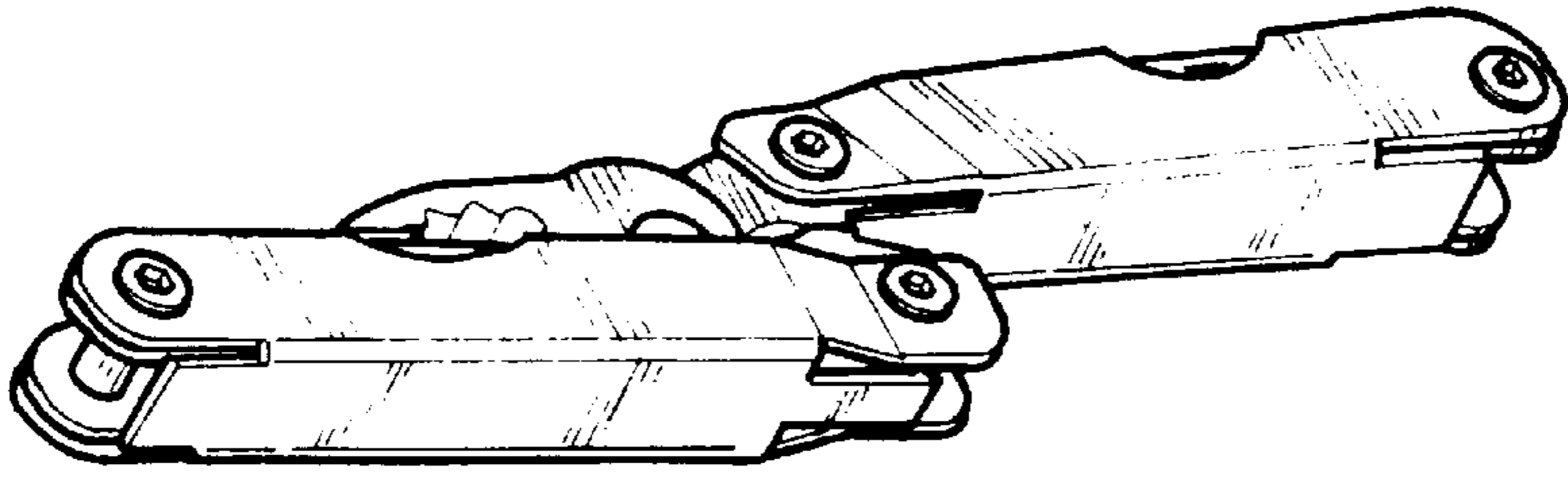


FIG. 8

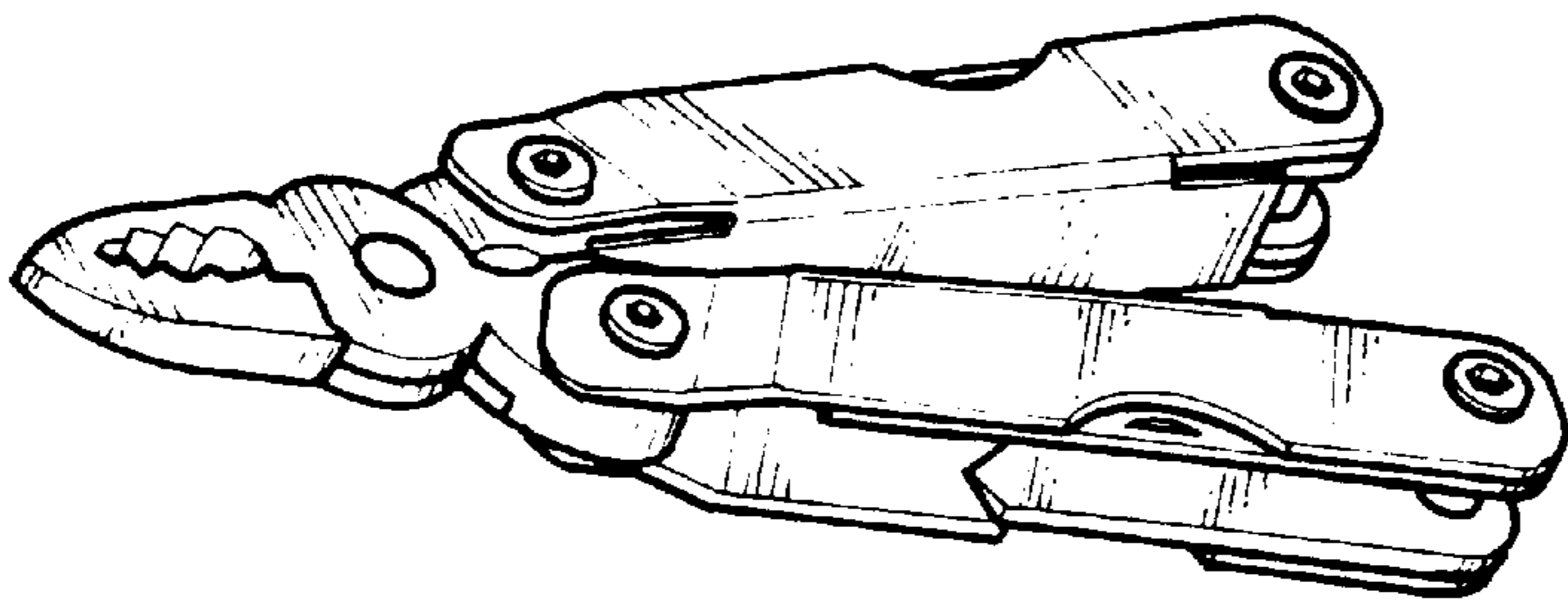


FIG. 1

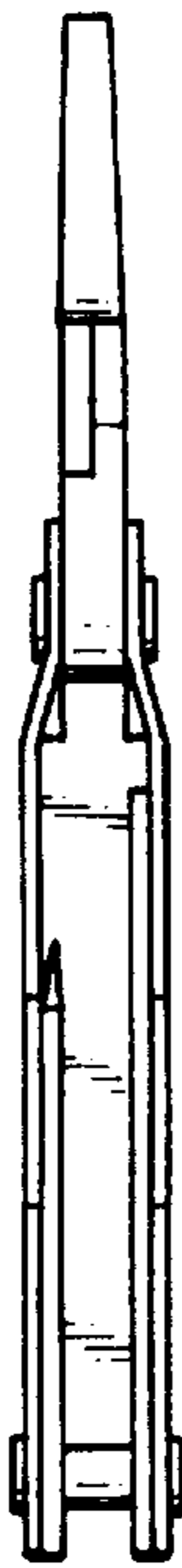


FIG. 4

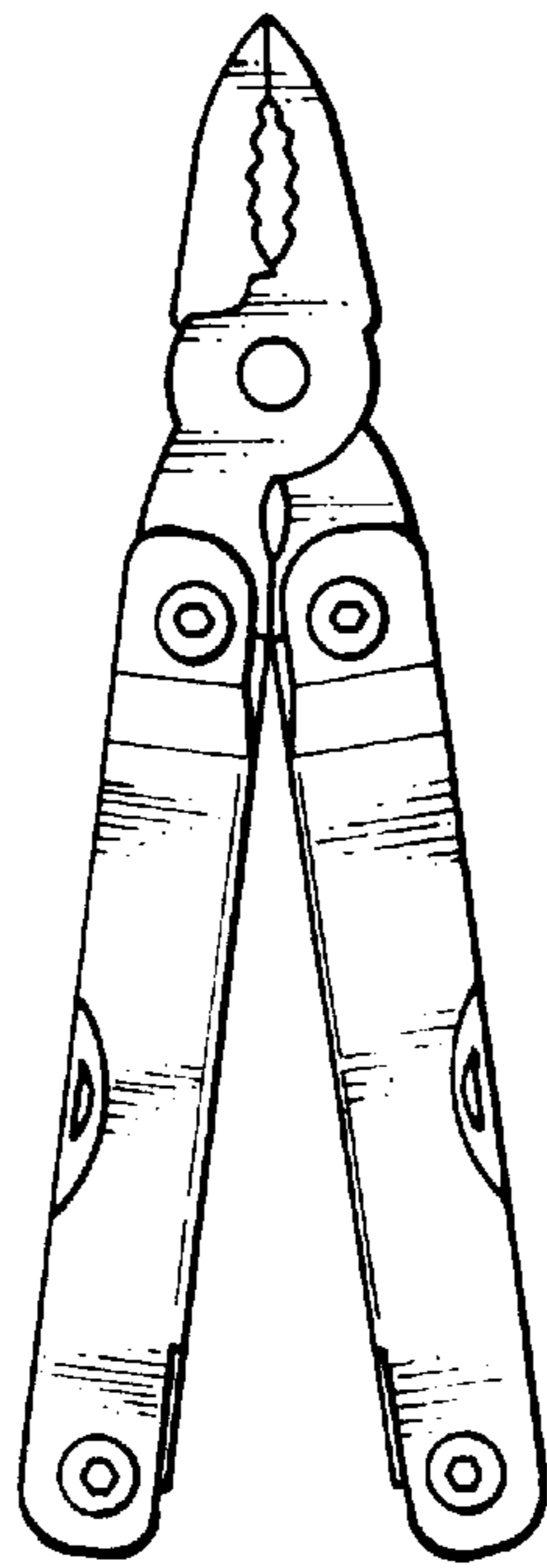


FIG. 2

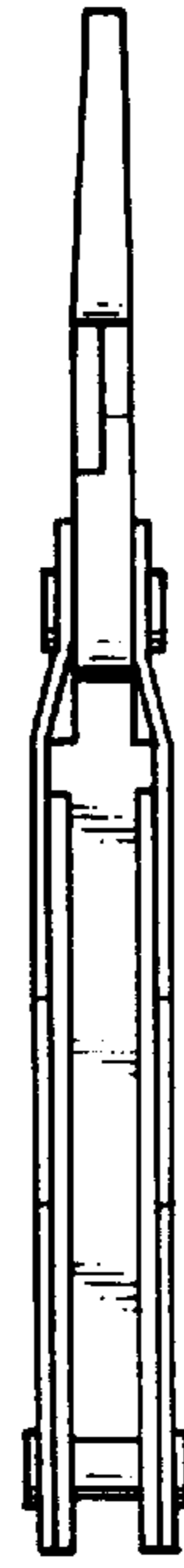


FIG. 5

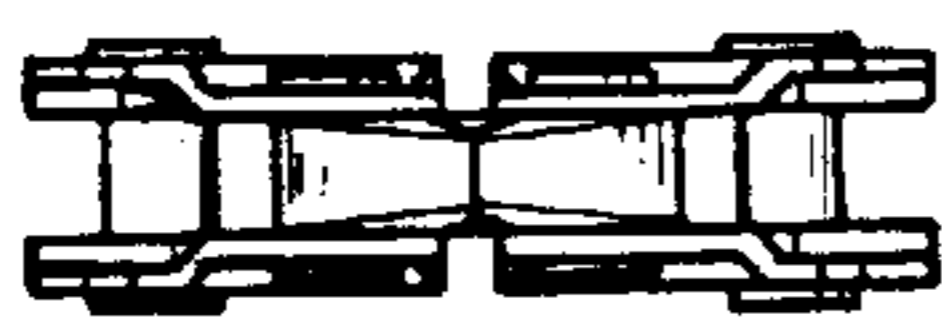


FIG. 6



FIG. 7

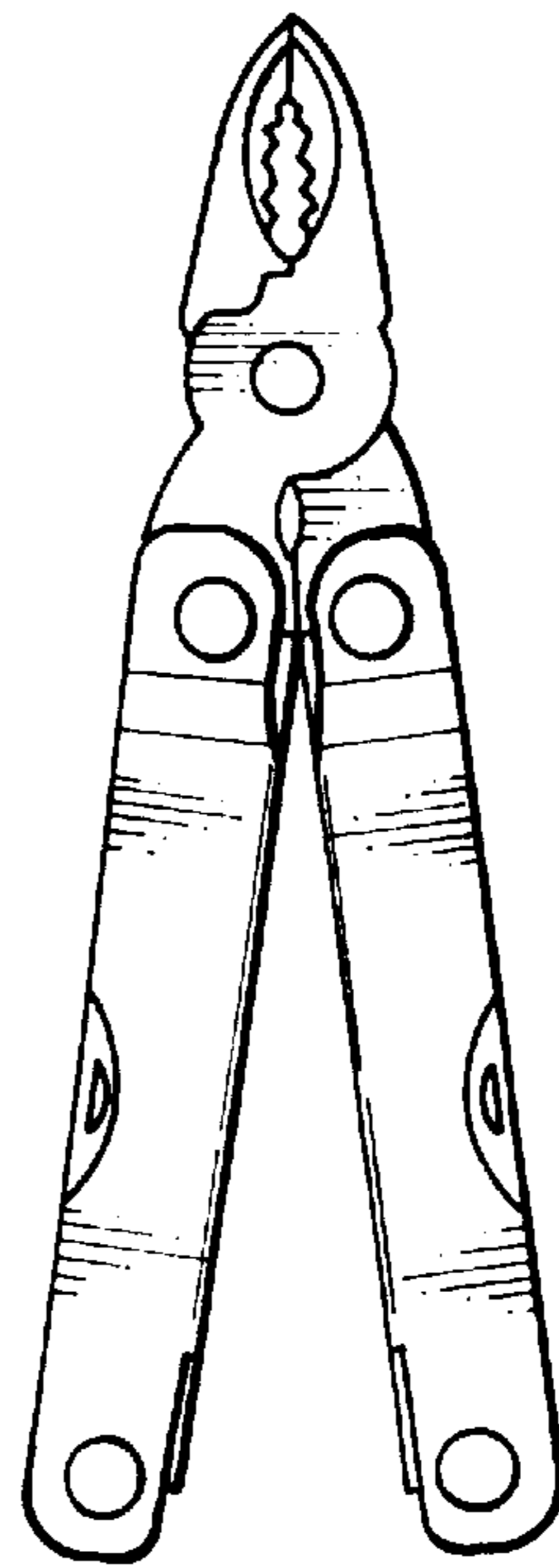


FIG. 3