



US00D414090S

United States Patent [19]

Wysopal

[11] Patent Number: **Des. 414,090**

[45] Date of Patent: **** Sep. 21, 1999**

[54] **BOWLING PIN SHAPED BOTTLE OPENER**

[76] Inventor: **James Samuel Wysopal**, 2239 Aralia St., Newport Beach, Calif. 92660

[**] Term: **14 Years**

[21] Appl. No.: **29/099,213**

[22] Filed: **Jan. 15, 1999**

[51] **LOC (6) Cl.** **07-06**

[52] **U.S. Cl.** **D8/38; D3/211**

[58] **Field of Search** D8/33-43, 18, D8/19; 30/400-443; 81/3.07-3.49; 7/151-156; D21/785, 786; D3/211, 208; D11/48.81

[56] **References Cited**

U.S. PATENT DOCUMENTS

D. 127,699	6/1941	Parks	D11/48
D. 130,245	11/1941	Godwin	D11/81
D. 172,585	7/1954	Edlund	D8/43
D. 287,940	1/1987	DeGroff	D10/6
D. 404,268	1/1999	Kennedy	D8/33

D. 408,237	4/1999	Wysopal	D8/38
1,481,279	4/1924	Stewart	D21/786 X
1,520,670	12/1924	Appel	7/156
2,395,134	2/1946	McKenzie	D21/786 X
4,864,898	9/1989	Tricinella	81/3.09

Primary Examiner—Jeffrey Asch
Attorney, Agent, or Firm—Eric Karich

[57] **CLAIM**

The ornamental design for a “bowling pin shaped bottle opener”, as shown and described.

DESCRIPTION

FIG. 1 is a perspective view of a bowling pin shaped bottle opener, showing my new design; FIG. 2 is a top plan view thereof; FIG. 3 is a rear elevational view thereof; FIG. 4 is a left side elevation view thereof, the right side elevational view being a mirror image thereof; FIG. 5 is a front elevational view thereof; and, FIG. 6 is a bottom plan view thereof.

1 Claim, 2 Drawing Sheets

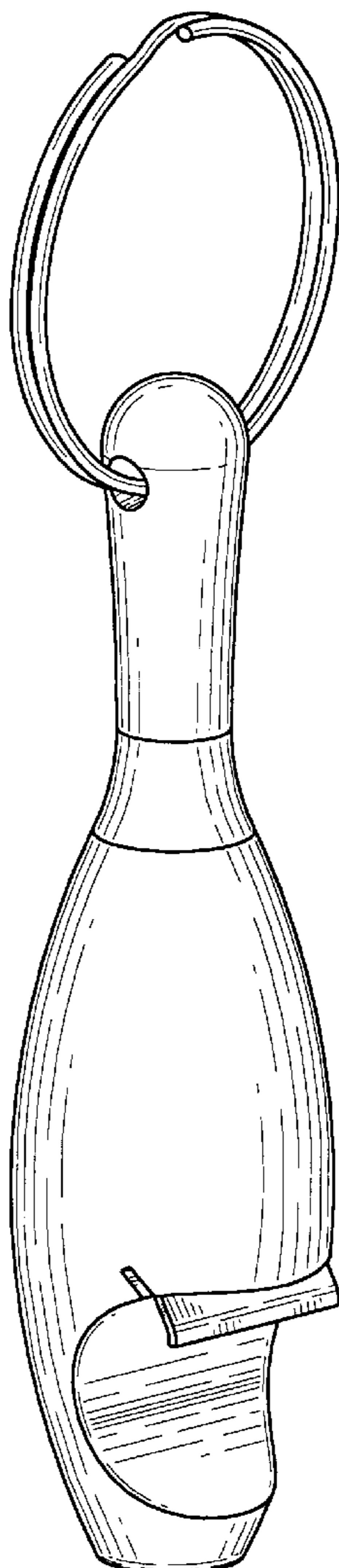


Fig. 1

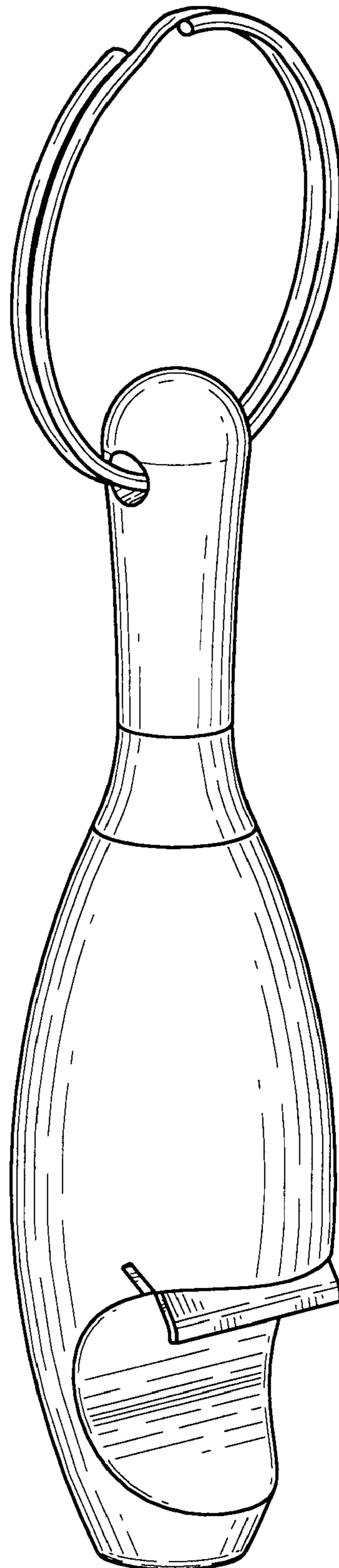


Fig. 2

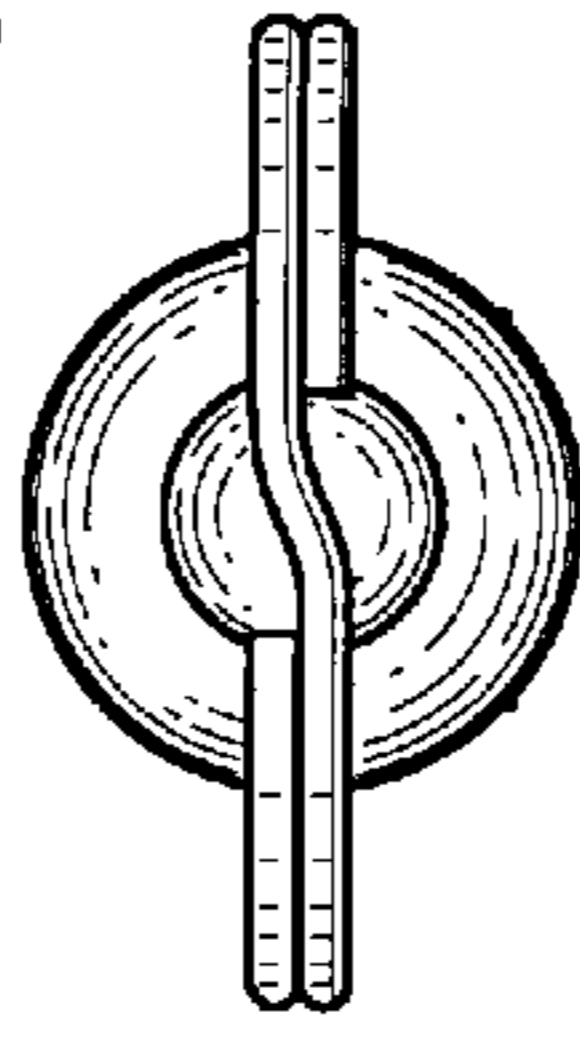


Fig. 3

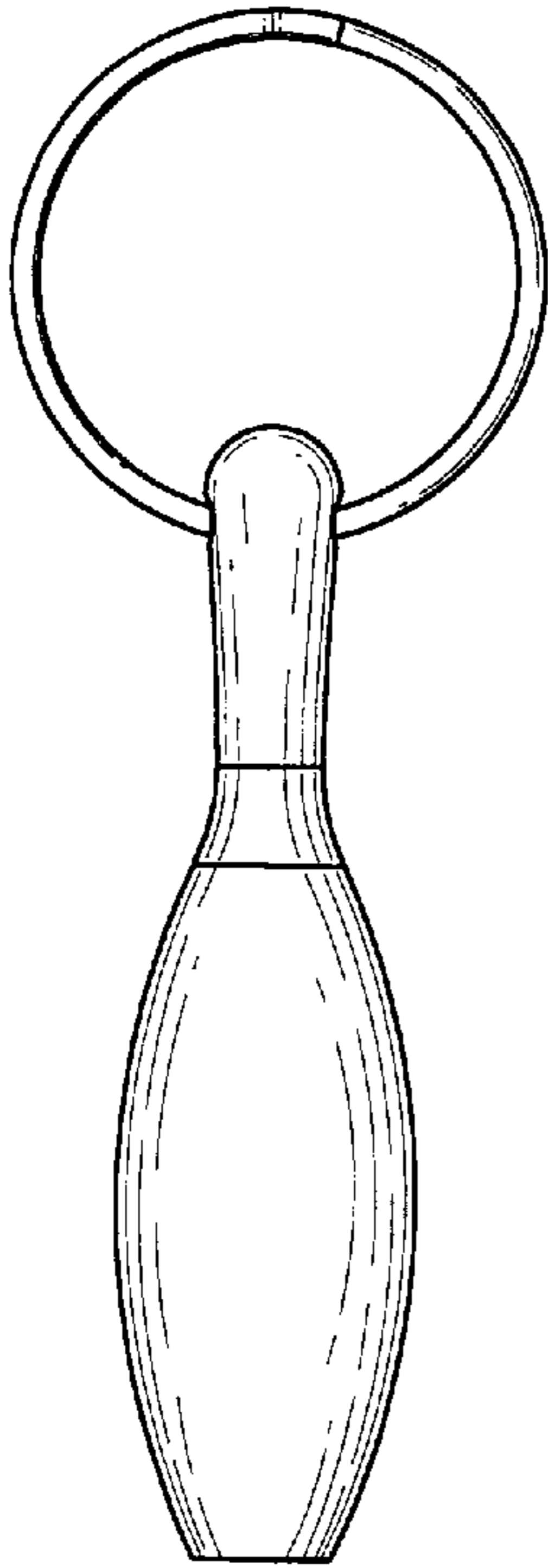


Fig. 4

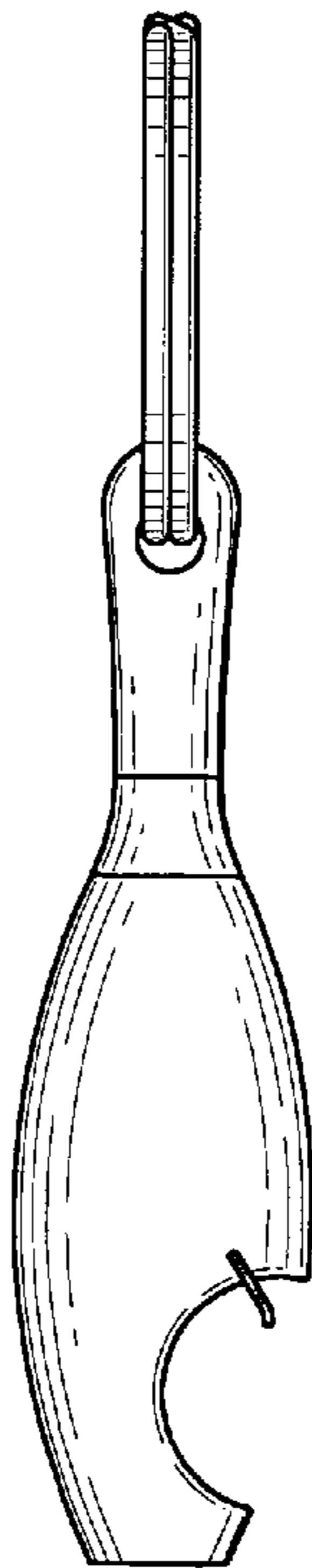


Fig. 5

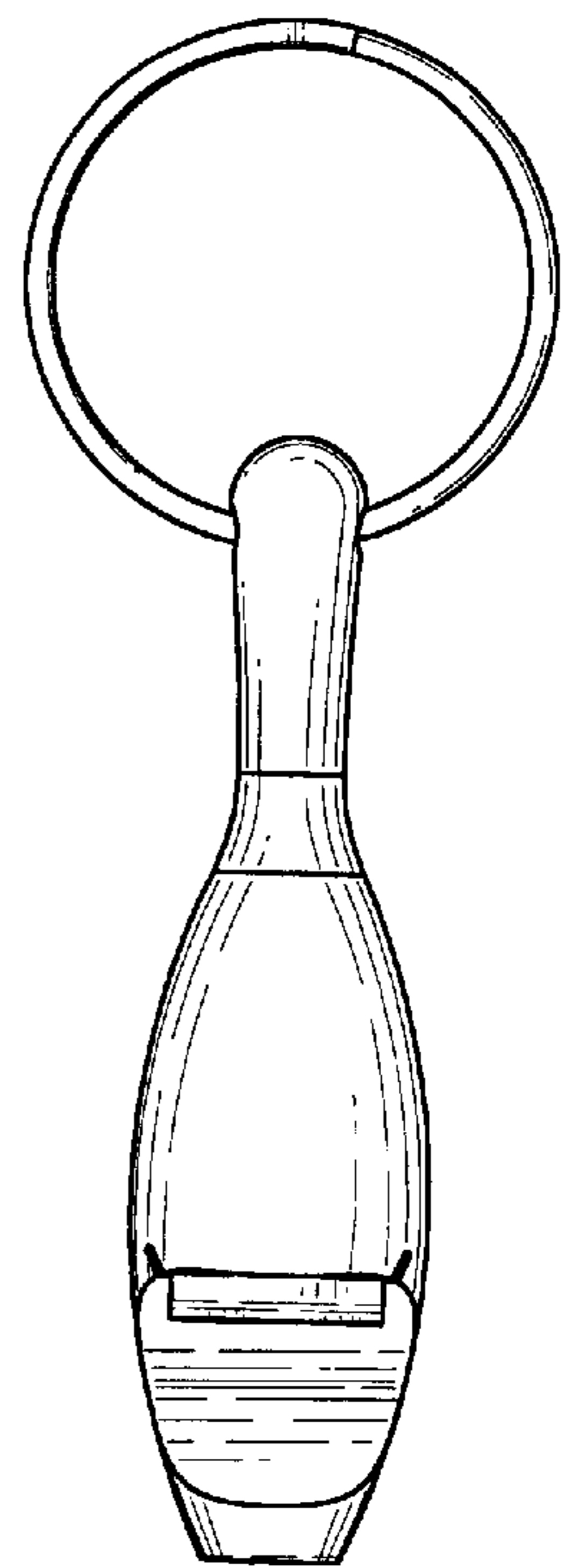


Fig. 6

