



US00D414073S

United States Patent [19] Lai

[11] **Patent Number: Des. 414,073**

[45] **Date of Patent: ** Sep. 21, 1999**

[54] **UTENSIL HANDLE**

D. 370,593 6/1996 You D7/401.2

[76] Inventor: **Yin-Chu Lai**, No. 378, PaO-Bou Rd.,
Changhua, Taiwan

Primary Examiner—Caron D. Veynar
Attorney, Agent, or Firm—Bacon & Thomas

[**] Term: **14 Years**

[57] **CLAIM**

[21] Appl. No.: **29/095,748**

The ornamental design for utensil handle, as shown and described.

[22] Filed: **Oct. 29, 1998**

DESCRIPTION

[51] **LOC (6) Cl.** **07-03**

[52] **U.S. Cl.** **D7/401.2**

[58] **Field of Search** D7/642, 645, 649,
D7/650, 653, 662-664, 401.2, 395, 354-361;
D8/107; 16/110 R, 110 A, 114 R, 114 A;
30/147-150, 322, 324, 340, 342-344, 345

FIG. 1 is a perspective view of utensil handle showing my new design;

FIG. 2 is a front elevational view of utensil handle of FIG. 1;

FIG. 3 is a rear elevational view of utensil handle of FIG. 1;

FIG. 4 is a left side view of utensil handle of FIG. 1;

FIG. 5 is a right side view of utensil handle of FIG. 1;

FIG. 6 is a top view of utensil handle of FIG. 1; and,

FIG. 7 is a bottom view thereof.


[56] **References Cited**

U.S. PATENT DOCUMENTS

D. 278,302 4/1985 Laslo D7/649

D. 294,324 2/1988 Hahn D7/649

1 Claim, 4 Drawing Sheets






FIG. 1




FIG. 2




FIG. 3





FIG. 4

FIG. 5

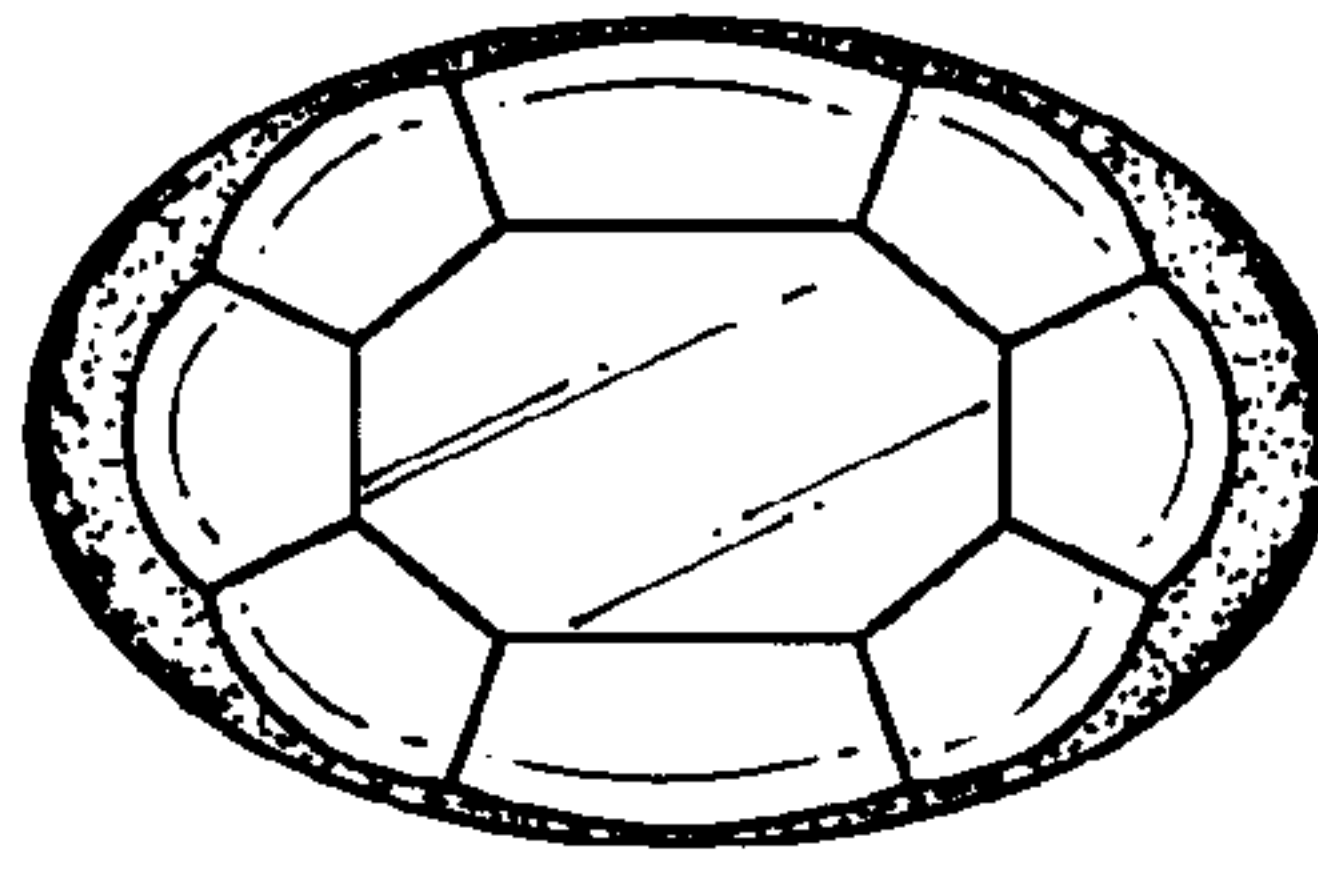


FIG. 6

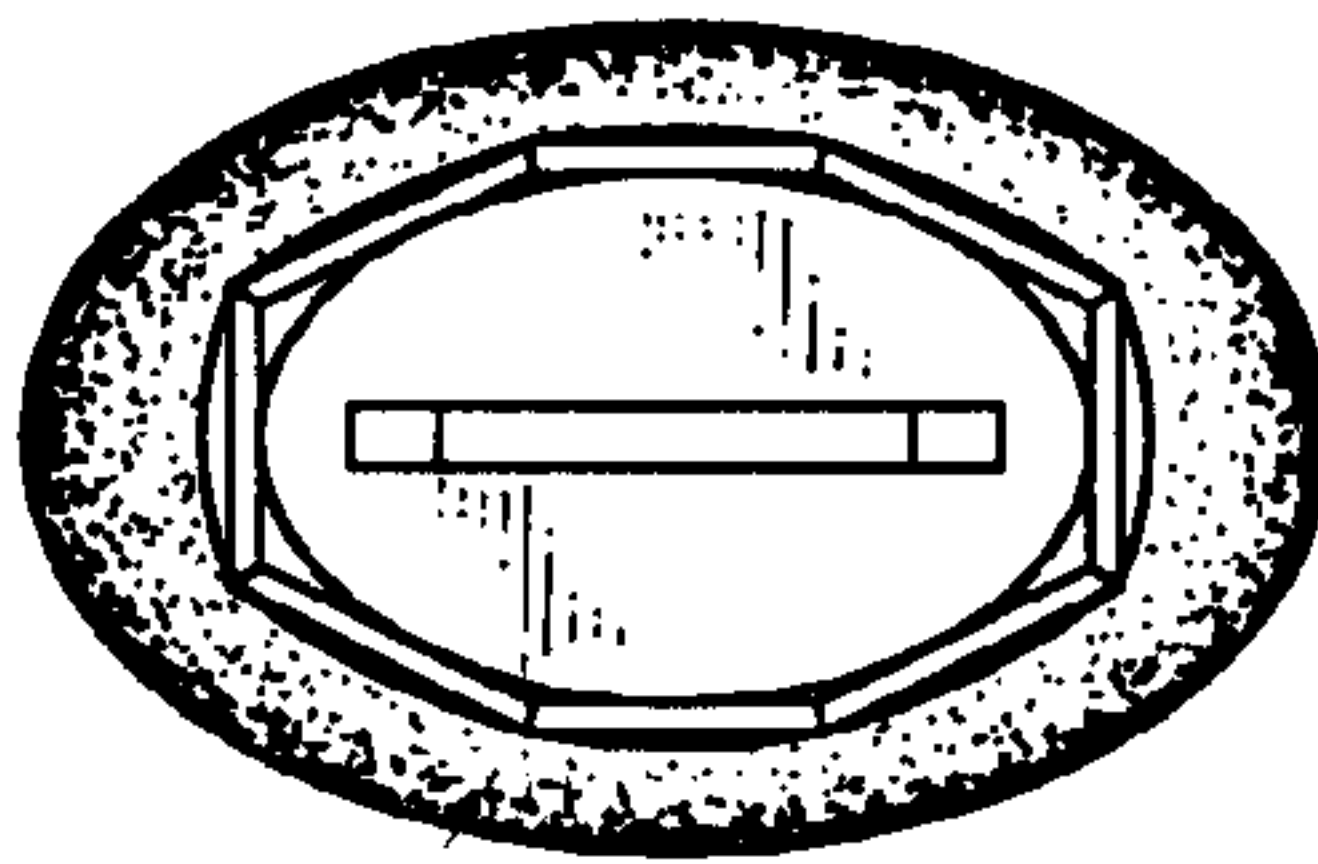


FIG. 7