



US00D414065S

# United States Patent [19]

[11] Patent Number: **Des. 414,065**

Henson

[45] Date of Patent: **\*\* Sep. 21, 1999**

[54] **MATTRESS PAD**

D. 366,175 1/1996 Bonaddio et al. .... D6/596  
D. 374,367 10/1996 Bonaddio et al. .... D6/596

[76] Inventor: **David W. Henson**, 711 Hillshire Pl.,  
Tupelo, Miss. 38801

*Primary Examiner*—Janice E. Seeger  
*Attorney, Agent, or Firm*—Kirschstein et al.

[\*\*] Term: **14 Years**

## [57] CLAIM

[21] Appl. No.: **29/094,519**

The ornamental design for a mattress pad, as shown and described.

[22] Filed: **Oct. 5, 1998**

## DESCRIPTION

[51] **LOC (6) Cl.** ..... **06-09**

[52] **U.S. Cl.** ..... **D6/596; D6/595; D6/601**

[58] **Field of Search** ..... D6/595, 596, 601,  
D6/604, 605; 5/630, 636, 638, 652, 654,  
653, 419, 420, 736, 901

FIG. 1 is a top plan view on a reduced scale of a mattress pad according to the design of my invention;  
FIG. 2 is a right side elevational view thereof;  
FIG. 3 is an end elevational view thereof, the opposite end being a mirror image;  
FIG. 4 is a left side elevational view thereof; and,  
FIG. 5 is a broken-away sectional view on an enlarged scale as taken on line 5—5 of FIG. 1.

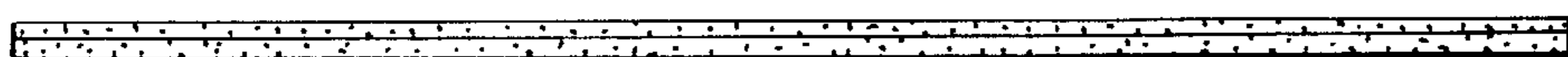
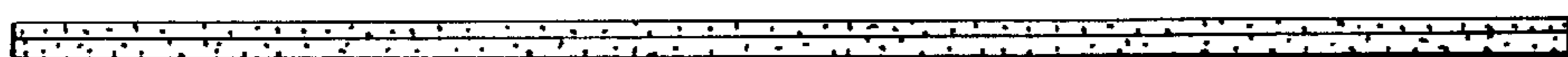
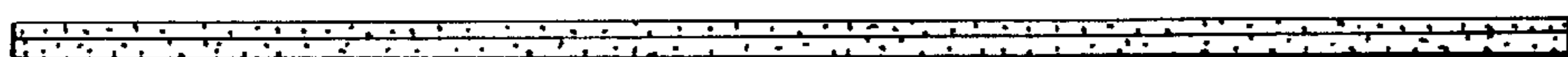

## [56] References Cited

The bottom plan view is plain and unornamented.

### U.S. PATENT DOCUMENTS

D. 311,108 10/1990 Farley ..... D6/596  
D. 339,018 9/1993 Main ..... D6/596  
D. 365,956 1/1996 Bonaddio et al. .... D6/596

**1 Claim, 2 Drawing Sheets**








FIG. 1

FIG. 2



FIG. 3



FIG. 4



FIG. 5

