



US00D414059S

United States Patent [19]

Scholey et al.

[11] Patent Number: **Des. 414,059**

[45] Date of Patent: **** Sep. 21, 1999**

[54] **WALL HOLDER FOR EARPLUG DISPENSER**

[75] Inventors: **Michael Forbe Scholey**, Pacoima;
Norman John Smith, Los Angeles,
both of Calif.

[73] Assignee: **Moldex-Metric, Inc.**, Culver City,
Calif.

[**] Term: **14 Years**

[21] Appl. No.: **29/078,392**

[22] Filed: **Oct. 23, 1997**

[51] **LOC (6) Cl.** **07-07**

[52] **U.S. Cl.** **D6/515**

[58] **Field of Search** D6/515-517, 542,
D6/545, 518; 221/282; 222/105, 173, 181.1;
211/87

[56] **References Cited**

U.S. PATENT DOCUMENTS

D. 169,905 6/1953 Laughlin D6/515

D. 238,322 1/1976 Kulhanijan D6/545
D. 298,097 10/1988 Vogel et al. D6/545
D. 348,368 7/1994 Hazecamp D6/518
D. 386,637 11/1997 St-Pierre et al. D6/515
4,164,306 8/1979 Perrin 222/181.1 X
5,566,842 10/1996 Dennis 211/87

Primary Examiner—Brian N. Vinson
Attorney, Agent, or Firm—Charles H Schwartz


[57] **CLAIM**

The ornamental design for a wall holder for an earplug dispenser, as shown and described.

DESCRIPTION

FIG. 1 is a front left side perspective view of a wall holder for an earplug dispenser according to our new design; FIG. 2 is a front elevational view thereof; FIG. 3 is a side elevational view thereof and with the other side being a mirror image; FIG. 4 is a top plan view thereof; and, FIG. 5 is a bottom plan view thereof.

1 Claim, 3 Drawing Sheets






FIG. 1

FIG. 2

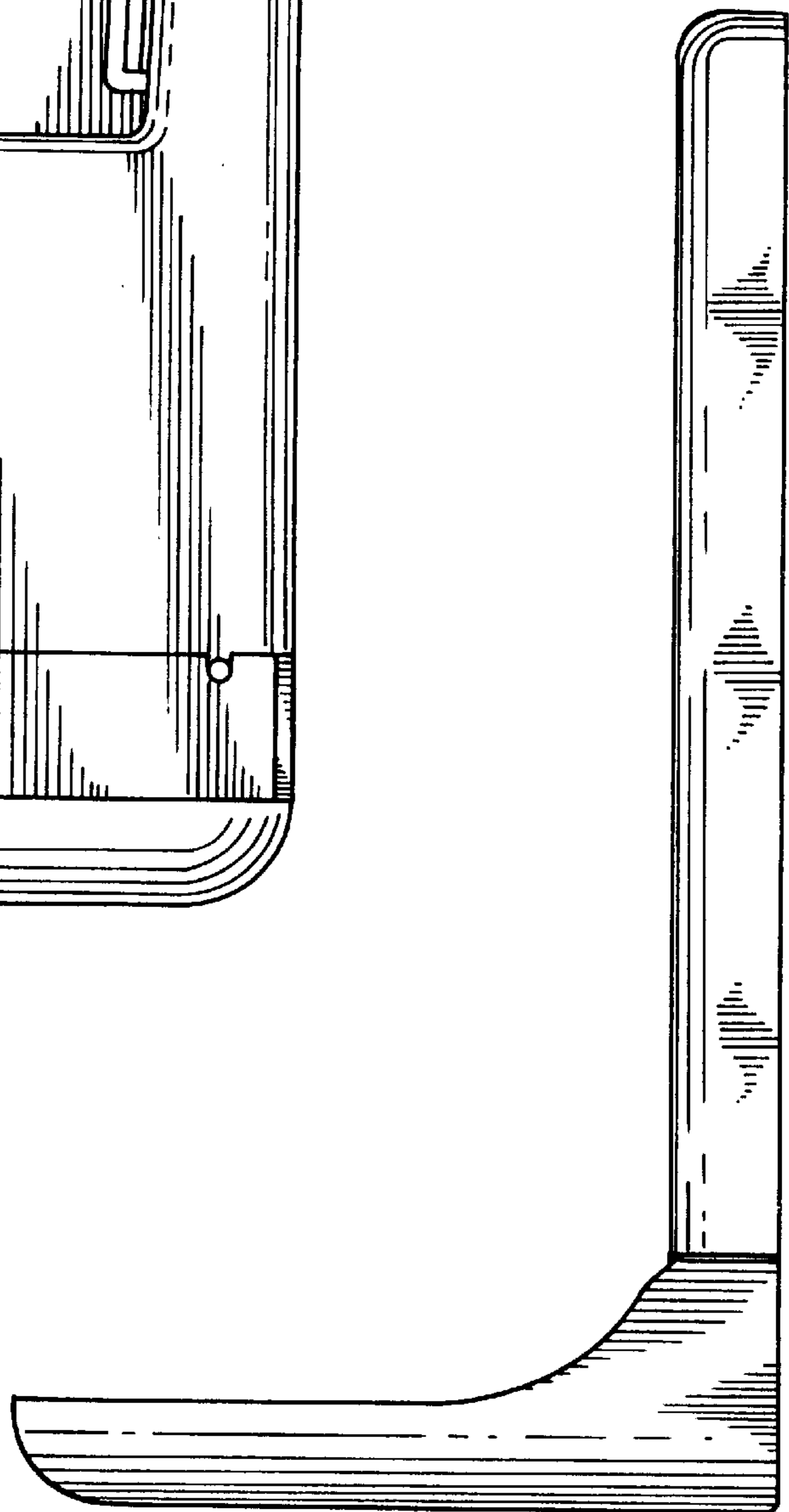
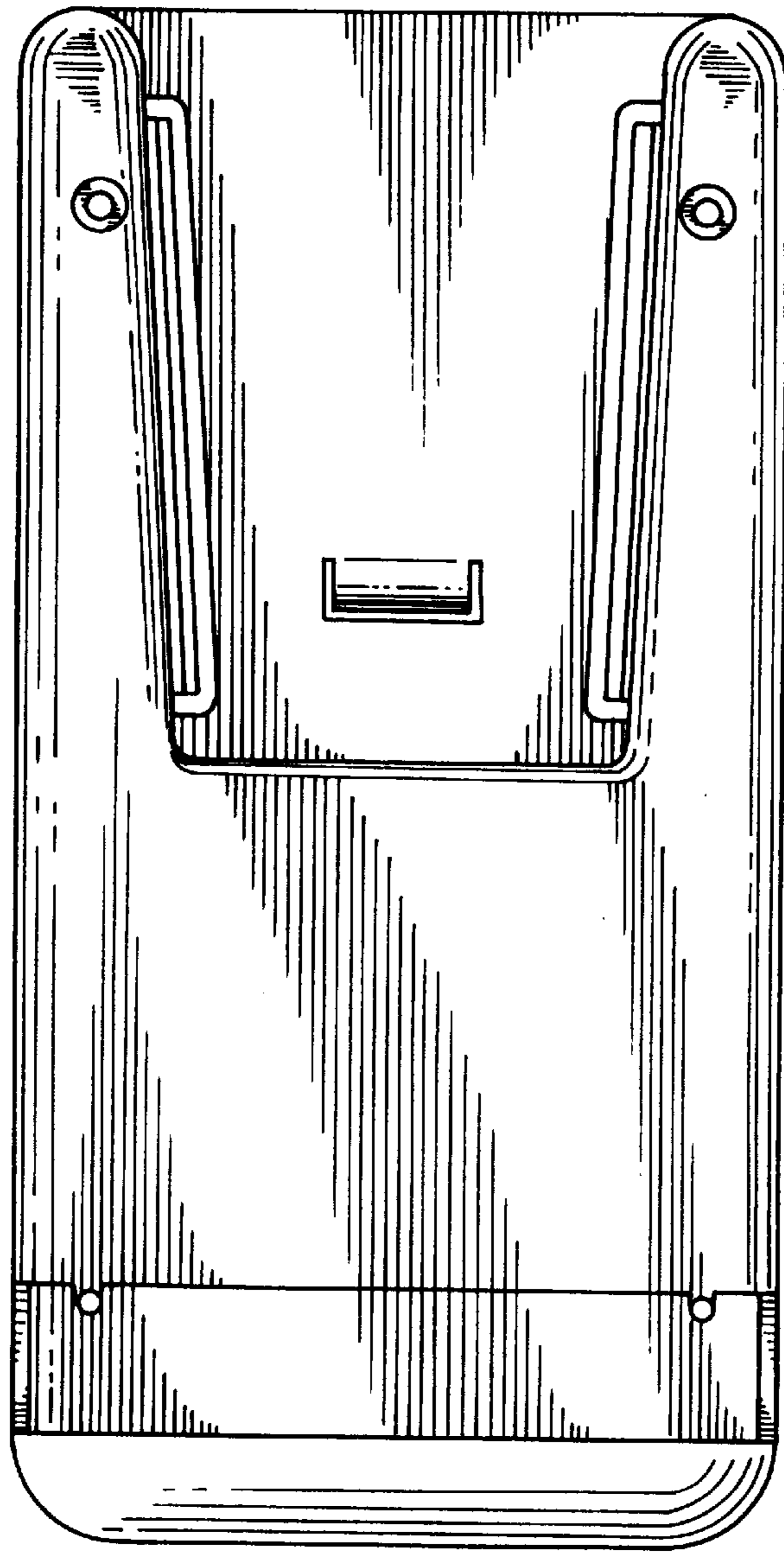


FIG. 3

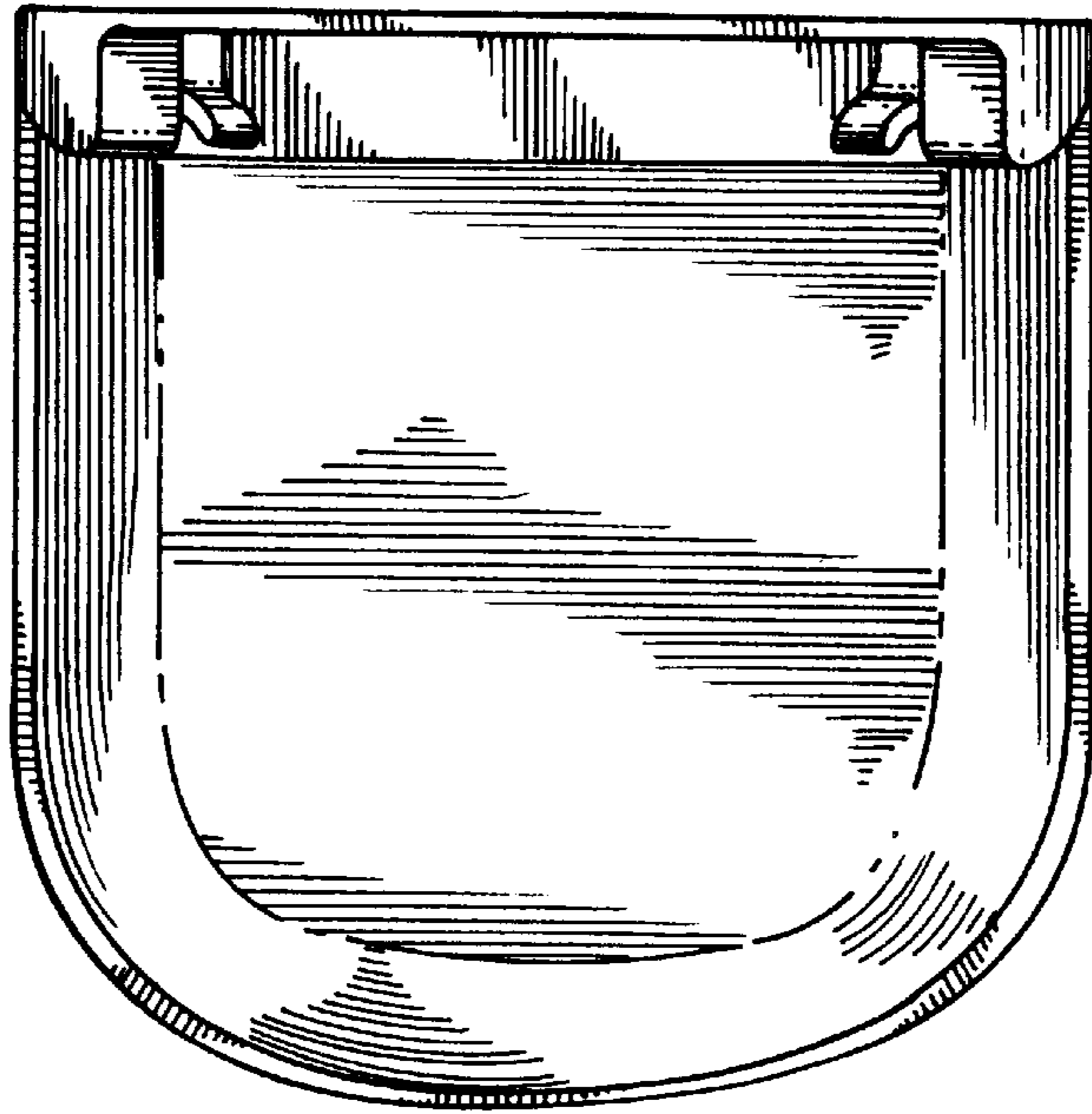


FIG. 4

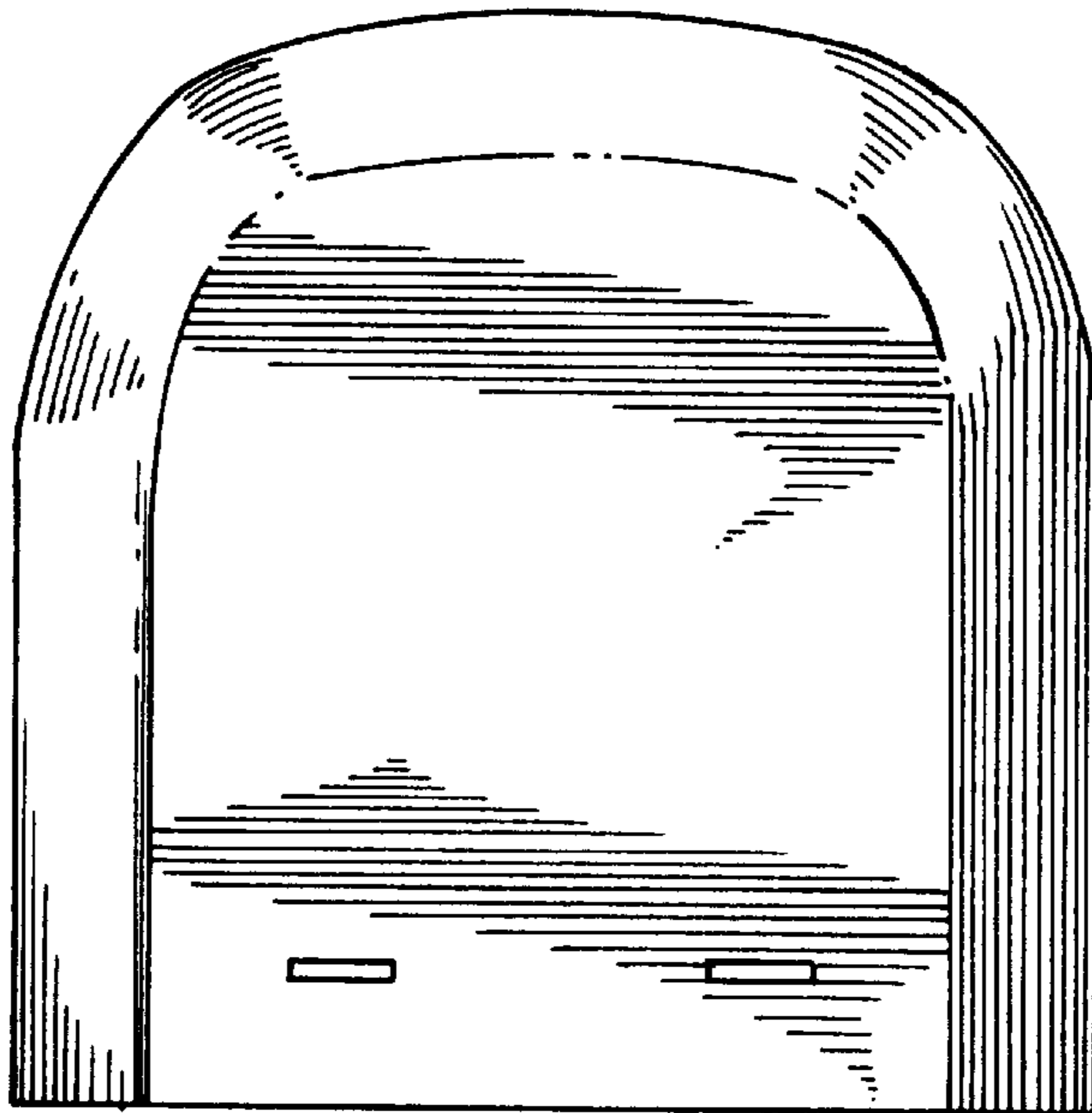


FIG. 5