



US00D414056S

United States Patent [19]

[11] Patent Number: Des. 414,056

Palm et al.

[45] Date of Patent: ** Sep. 21, 1999

[54] **CHRISTMAS TREE COLLECTABLE DISPLAY STAND**

5,085,901 2/1992 Johnson et al. 428/19

[76] Inventors: **Carol J. Palm**, 600 6th St., Hudson, Wis. 54016; **Leonard S. Bessa**, 727 Brunner St., Rhinelander, Wis. 54501

Primary Examiner—Doris V Coles
Assistant Examiner—Linda Brooks
Attorney, Agent, or Firm—Skinner and Associates

[**] Term: **14 Years**

[57] **CLAIM**

[21] Appl. No.: **29/046,873**

The ornamental design for Christmas tree collectable display stand, as shown and described.

[22] Filed: **Nov. 20, 1995**

DESCRIPTION

[51] **LOC (6) Cl.** **06-04**

FIG. 1 is a perspective view of Christmas tree collectable display stand showing the new design, the back view being a mirror image.

[52] **U.S. Cl.** **D6/450**

FIG. 2 is a right side view of the Christmas tree collectable display stand shown in FIG. 1, the opposite side view being a mirror image.

[58] **Field of Search** D6/450, 477-479, D6/455, 461; 211/1, 13.1, 135, 153, 134, 195, 196, 205; 108/90-92, 152, 103; 428/7, 18, 19, 21, 22; D11/118, 124

FIG. 3 is a view from the top of the Christmas tree collectable display stand shown in the prior Figures.

[56] **References Cited**

U.S. PATENT DOCUMENTS

D. 107,668	12/1937	Wadsworth et al.	D11/118
D. 186,229	9/1959	Beaudoin	D11/118
D. 256,223	8/1980	Byun	D11/118
D. 307,839	5/1990	Johnson, Jr.	D6/450
1,577,207	3/1926	Dieperink-Langereis	428/7 X
2,615,583	10/1952	Johnson	108/152
3,179,070	4/1965	Beller	108/103
3,674,612	7/1972	Gehl, Jr.	428/7

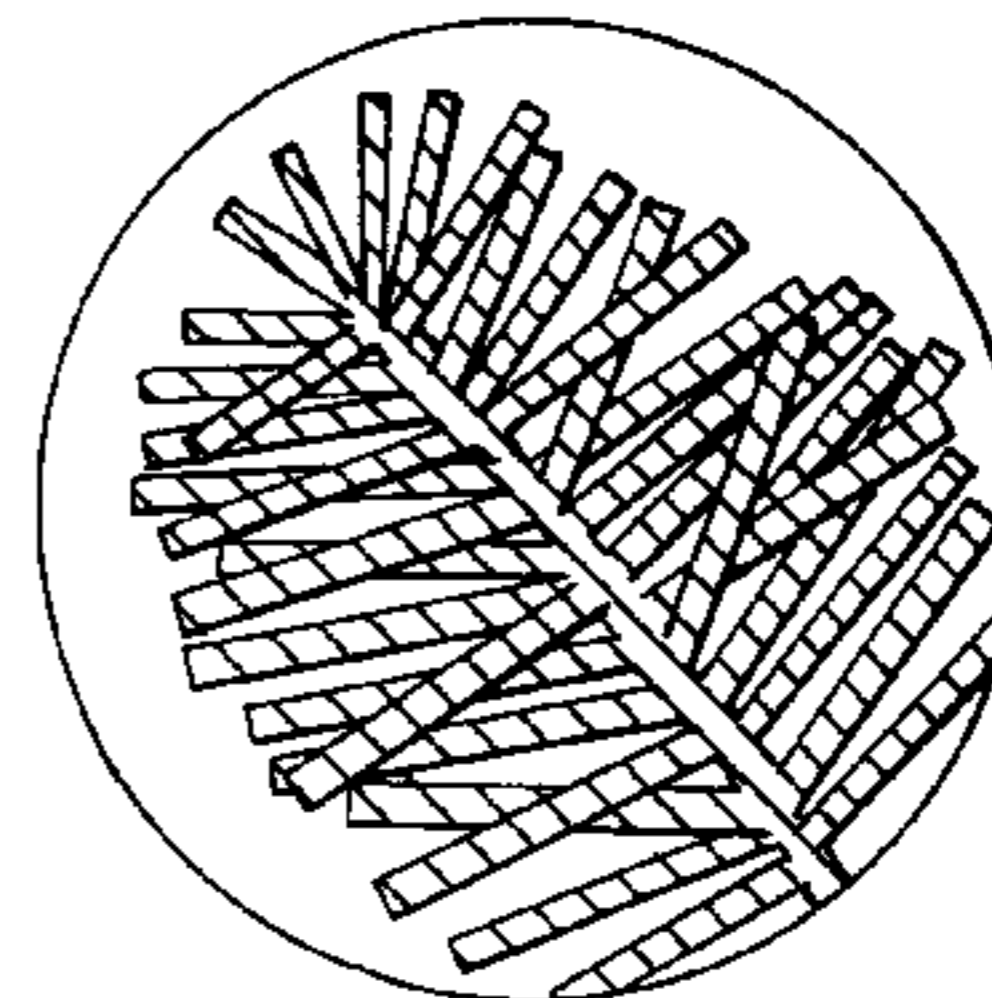

FIG. 4 is a view of the bottom of the Christmas tree collectable display stand shown in prior Figures; and,

FIG. 5 is an enlarged fragmentary view of encircled area 5 in FIG. 2, shown separately for clarity of the needles of the design.

The Christmas tree collectable display stand is a display for holding collectable items.

The drawing is lined for color.

1 Claim, 3 Drawing Sheets






Fig. 1

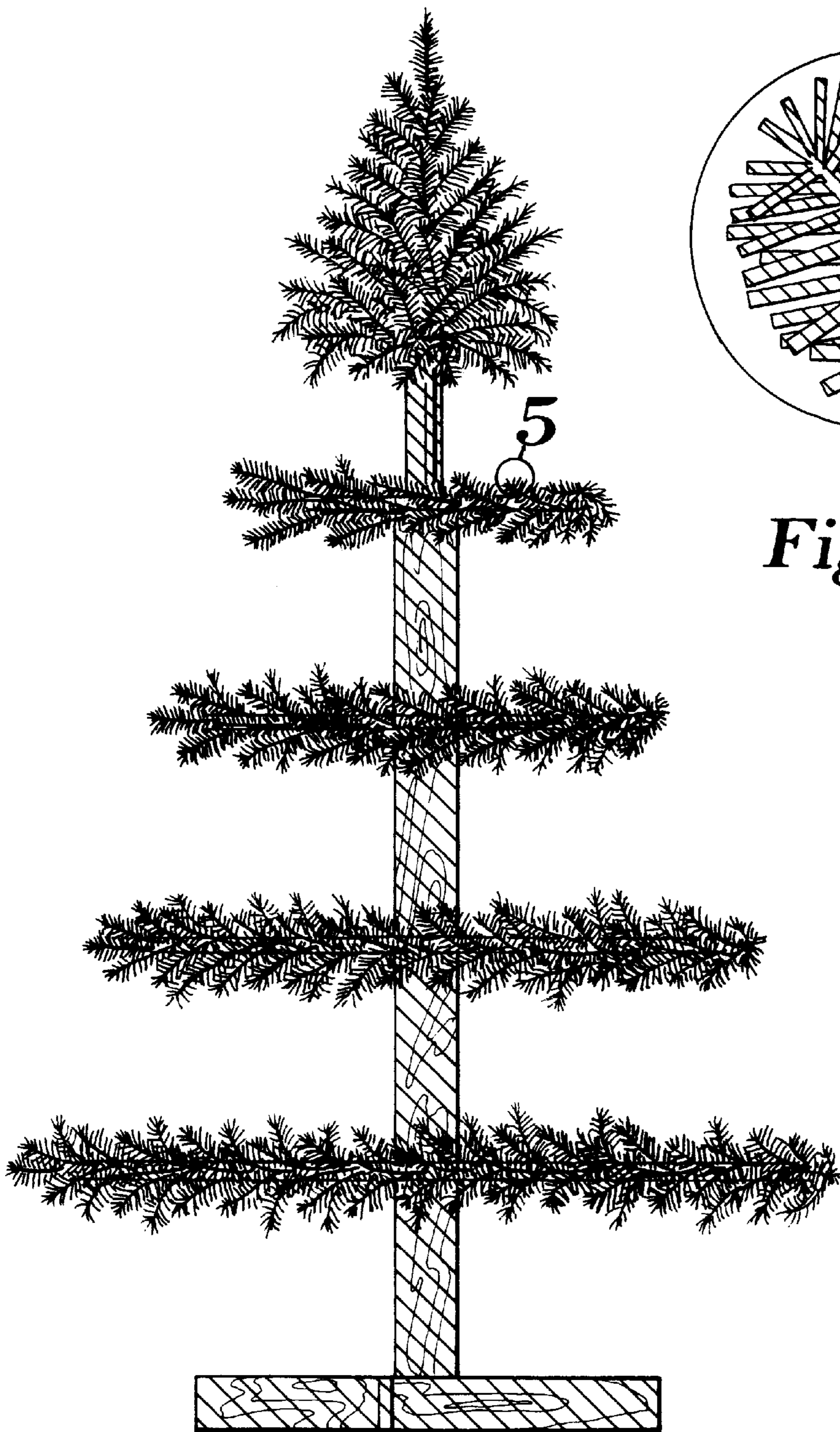


Fig. 2

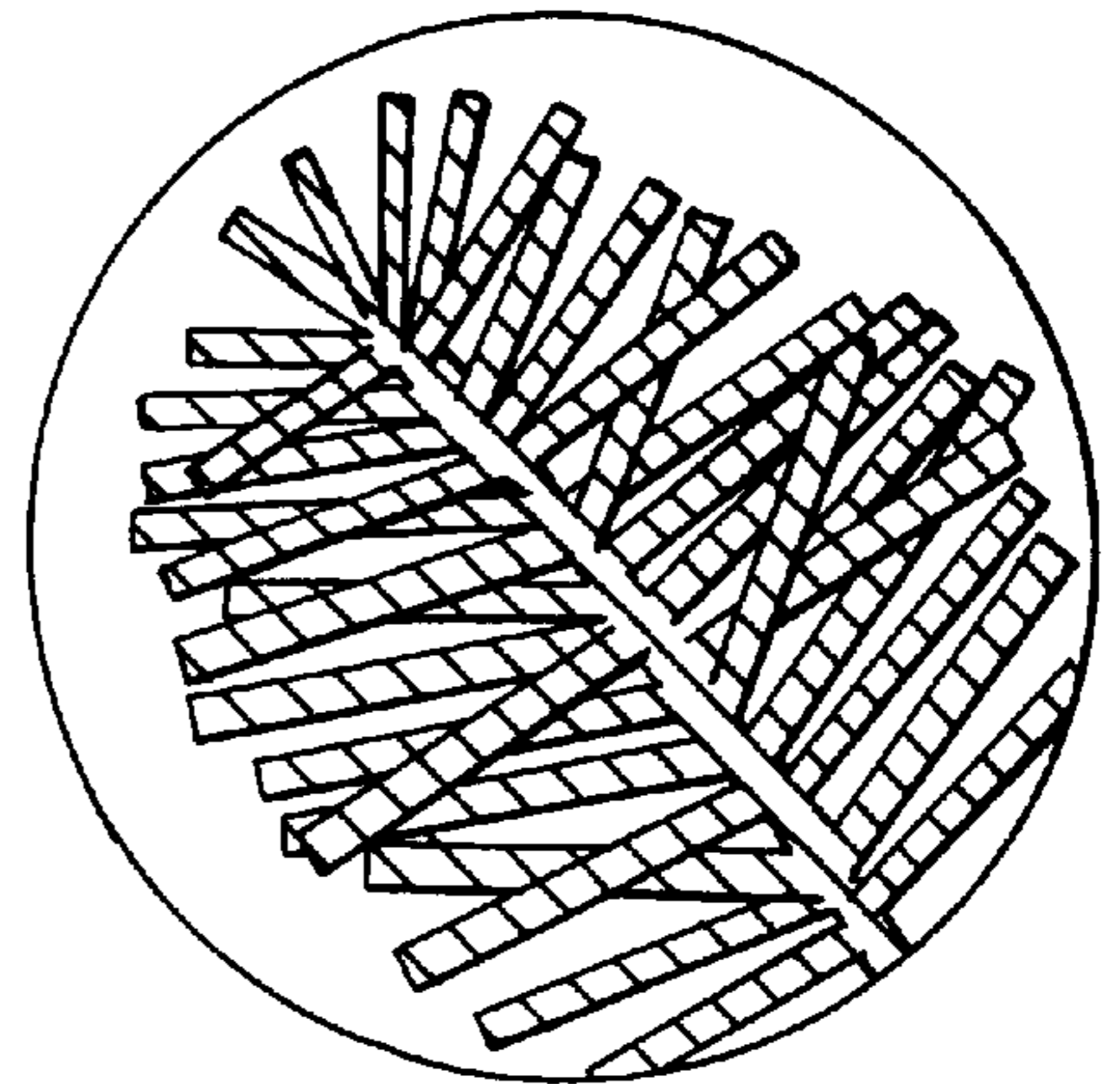


Fig. 5

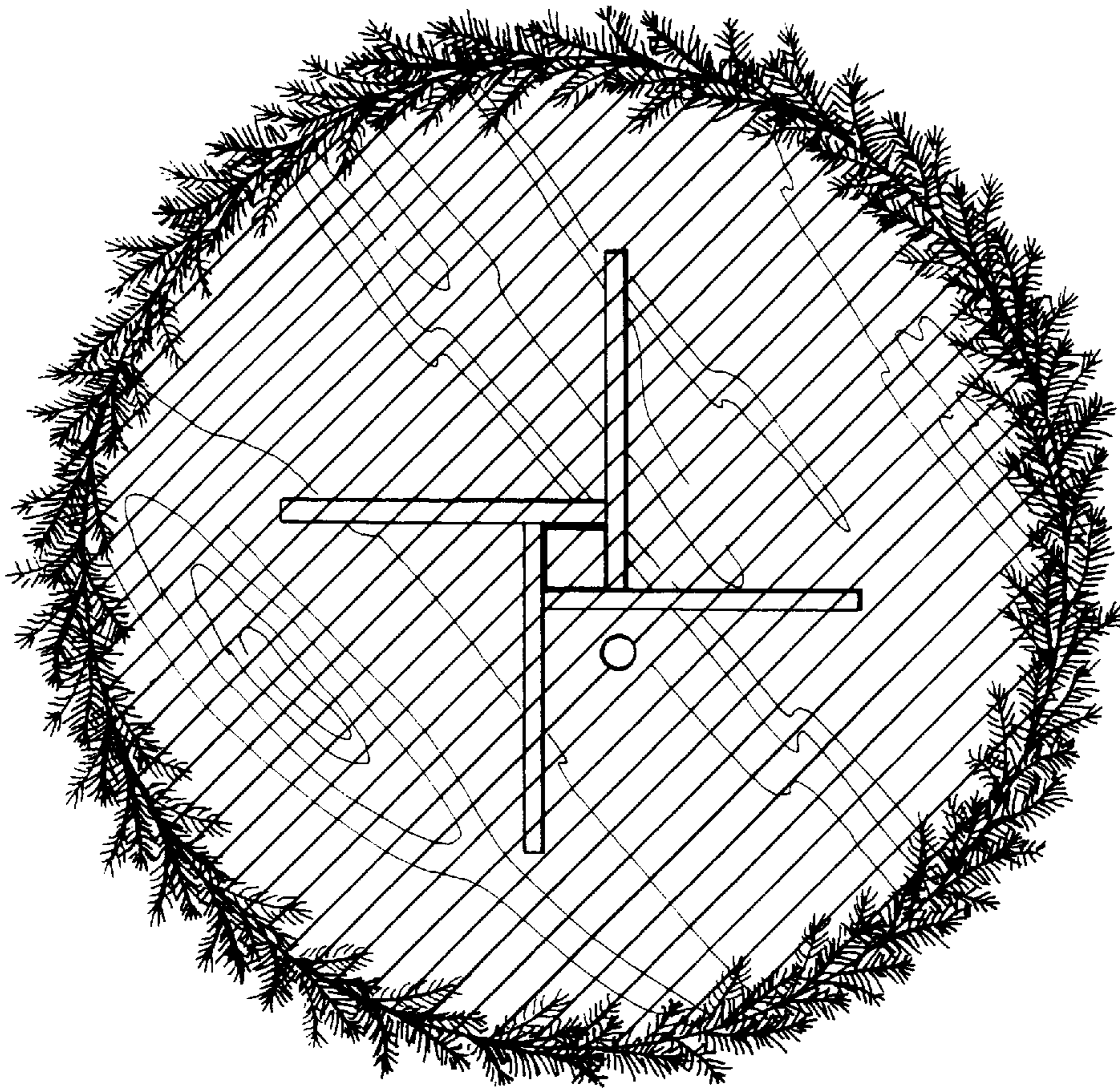


Fig. 4




Fig. 3