



US00D414055S

United States Patent [19]

Draheim et al.

[11] Patent Number: Des. 414,055

[45] Date of Patent: ** Sep. 21, 1999

[54] CHEST OF DRAWERS

[75] Inventors: **Harvey J. Draheim**, Weyauwega;
Merlin A. Brunner, Appleton, both of
Wis.

[73] Assignee: **Simmons Juvenile Products
Company, Inc.**, New London, Wis.

[**] Term: **14 Years**

[21] Appl. No.: **29/086,412**

[22] Filed: **Apr. 13, 1998**

[51] LOC (6) Cl. **06-04**

[52] U.S. Cl. **D6/441; D6/445**

[58] Field of Search D6/432-448; 312/204,
312/257

[56] References Cited

U.S. PATENT DOCUMENTS

D. 295,804	5/1988	Tarlow	D6/441
D. 327,995	7/1992	Brunner et al.	D6/446
D. 357,602	4/1995	Brunner et al.	D6/446
D. 371,691	7/1996	O'Hare et al.	D6/441
D. 384,519	10/1997	Bergelin	D6/441
D. 390,044	2/1998	Brunner et al.	D6/439
D. 393,551	4/1998	Draheim	D6/441

Primary Examiner—Carmen H. Vales-Lado

Attorney, Agent, or Firm—Hoffmann & Baron, LLP




[57] CLAIM

The ornamental design for a chest of drawers, as shown and described.

DESCRIPTION

FIG. 1 is a top perspective view of a chest of drawers showing our new design;
 FIG. 2 is a top plan view thereof;
 FIG. 3 is a front elevation view thereof;
 FIG. 4 is a side elevation view thereof, the opposite side being a mirror image thereof;
 FIG. 5 is a top perspective view showing a second embodiment of our new design;
 FIG. 6 is a top plan view thereof;
 FIG. 7 is a front elevation view thereof;
 FIG. 8 is a side elevation view, the opposite side being a mirror image thereof;
 FIG. 9 is a top perspective view showing a third embodiment of our new design;
 FIG. 10 is a top plan view thereof;
 FIG. 11 is a front elevation view thereof; and,
 FIG. 12 is a side elevation view thereof, the opposite side being a mirror image thereof.
 The parts shown in dotted lines form no part of the claimed design. The bottom and rear views of all the embodiments also form no part of the claimed design.

1 Claim, 11 Drawing Sheets







FIG-1

FIG-2






FIG-3





FIG-4

FIG-5






FIG-6

FIG-7




FIG-8

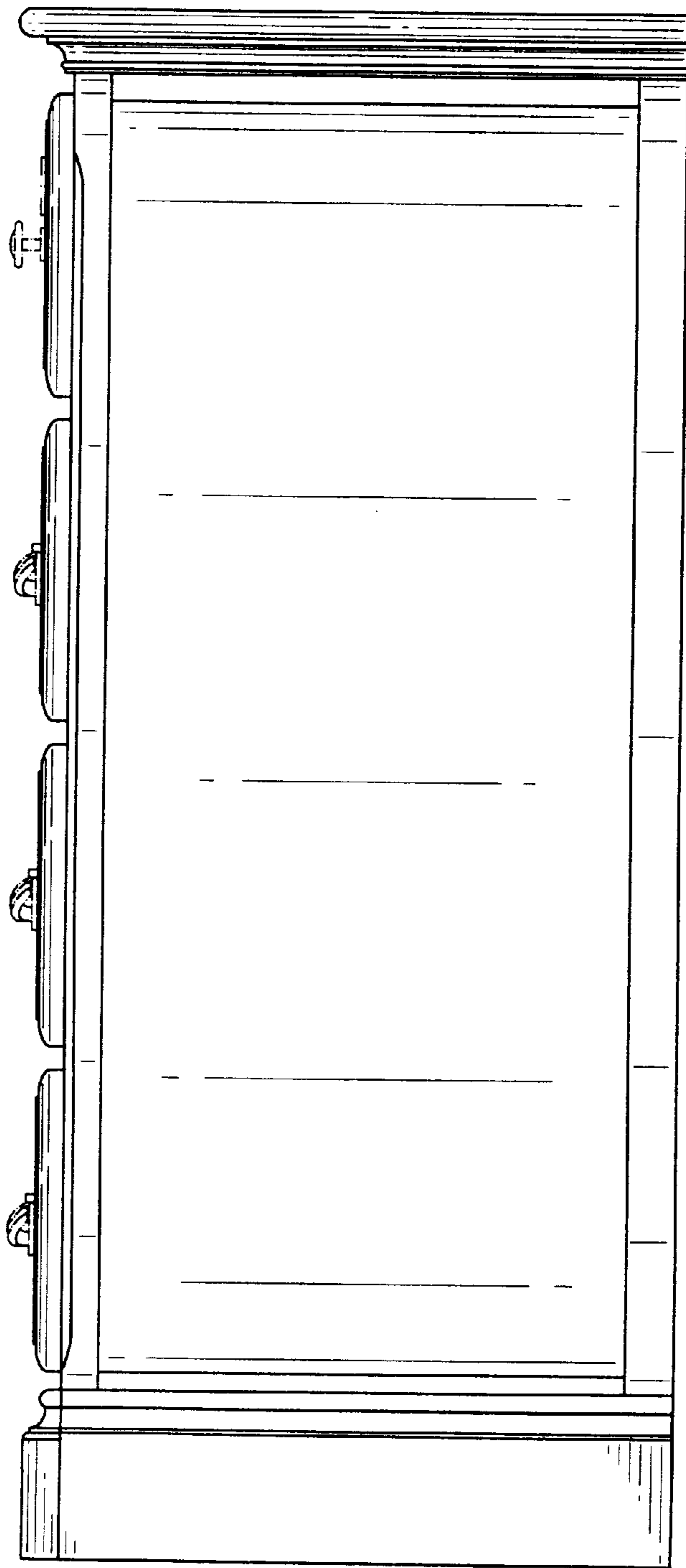


FIG-9




FIG-10




FIG-11




FIG-12

