



US00D414037S

United States Patent [19]

Akaike et al.

[11] Patent Number: **Des. 414,037**

[45] Date of Patent: **** Sep. 21, 1999**

[54] **TRUNK CASE**

[75] Inventors: **Mitsuru Akaike**, Tokyo; **Yukio Kitahara**, Hirakata, both of Japan

[73] Assignee: **Hakuba Shashin Sangyo Kabushiki Kaisha**, Tokyo, Japan

[**] Term: **14 Years**

[21] Appl. No.: **29/094,103**

[22] Filed: **Sep. 25, 1998**

[30] Foreign Application Priority Data

Aug. 28, 1998 [JP] Japan 10-24784

[51] **LOC (6) Cl.** **03-01**

[52] **U.S. Cl.** **D3/276; D3/272; D3/281; D3/291**

[58] **Field of Search** D3/272, 273, 276, D3/281, 282, 291, 294, 900, 905; 190/110, 100, 111, 112, 113, 114, 115; 206/349, 372, 373, 315.1

[56] References Cited

U.S. PATENT DOCUMENTS

D. 67,730 6/1925 Wheary D3/272

D. 129,108	8/1941	Sprague	D3/272
D. 178,759	9/1956	Braude	D3/900
D. 247,993	5/1978	Calzone, III	D3/272
D. 284,527	7/1986	Davis	D3/900
D. 285,626	9/1986	Yeh	D3/900
D. 329,134	9/1992	Tokuda et al.	D3/900
D. 378,164	2/1997	Lee	D3/294

Primary Examiner—Philip S. Hyder
Attorney, Agent, or Firm—Lackebach Siegel Marzullo Aronson & Greenspan

[57] CLAIM

The ornamental design for a trunk case, as shown and described.

DESCRIPTION

FIG. 1 is a perspective view of a trunk case showing our new design;
FIG. 2 is a front view of the trunk case;
FIG. 3 is a rear view of the trunk case;
FIG. 4 is a top plan view of the trunk case;
FIG. 5 is a bottom plan view of the trunk case; and,
FIG. 6 is a right side view of the trunk case, the left side view being a mirror image thereof.

1 Claim, 3 Drawing Sheets




FIG. 1




FIG.2




FIG.3




FIG.4




FIG.5




FIG.6

