



US00D414031S

United States Patent [19] Brown

[11] **Patent Number: Des. 414,031**

[45] **Date of Patent: ** Sep. 21, 1999**

[54] **HANDHELD FAN**

D. 378,321 3/1997 Fry, Jr. D3/1

[76] Inventor: **Theresa A Brown**, 5124 Dundee La.,
Virginia Beach, Va. 23464

Primary Examiner—Louis S. Zarfes
Assistant Examiner—Catherine R. Oliver

[**] Term: **14 Years**

[57] **CLAIM**

The ornamental design for a handheld fan, as shown.

[21] Appl. No.: **29/093,762**

[22] Filed: **Sep. 17, 1998**

DESCRIPTION

[51] **LOC (6) Cl.** **03-04**

[52] **U.S. Cl.** **D3/1**

[58] **Field of Search** D3/1-4; 416/70 A,
416/71, 72, 73; D29/108, 109, 110; D28/9;
2/9, 11, 174

FIG. 1 is a front elevational view of the handheld fan of the present invention;

FIG. 2 is a rear elevational view of the handheld fan of FIG. 1;

FIG. 3 is a left side elevational view of the handheld fan of FIG. 1;

FIG. 4 is a right side elevational view of the handheld fan of FIG. 1;

FIG. 5 is a bottom plan view of the handheld fan of FIG. 1; and,


FIG. 6 is a top plan view of the handheld fan of FIG. 1.

[56] **References Cited**

U.S. PATENT DOCUMENTS

- D. 370,303 5/1996 Borstel D28/9
- D. 372,116 7/1996 Kitinoja D3/1
- D. 373,015 8/1996 Schwartz D3/2

1 Claim, 3 Drawing Sheets



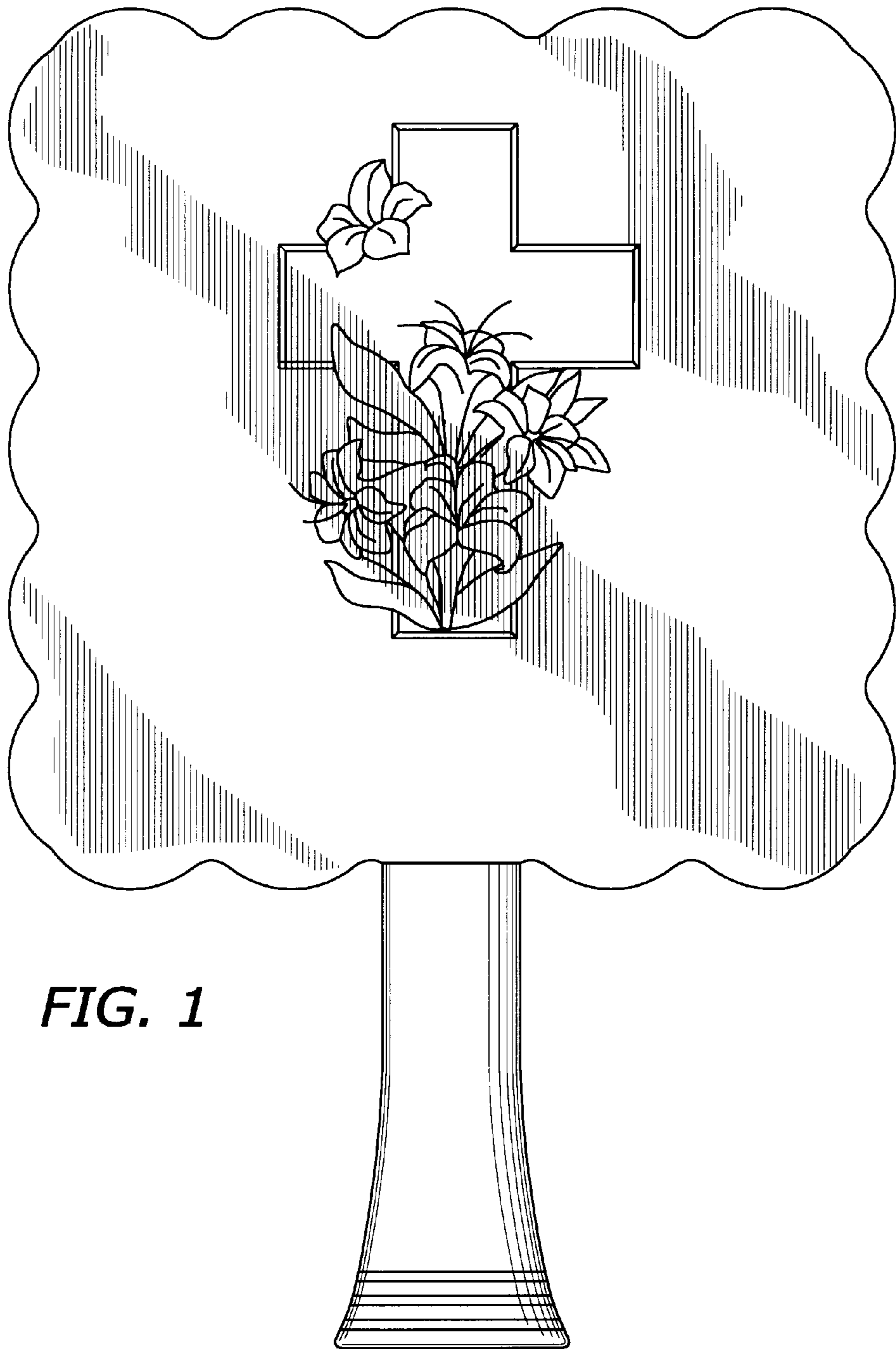


FIG. 1

FIG. 5

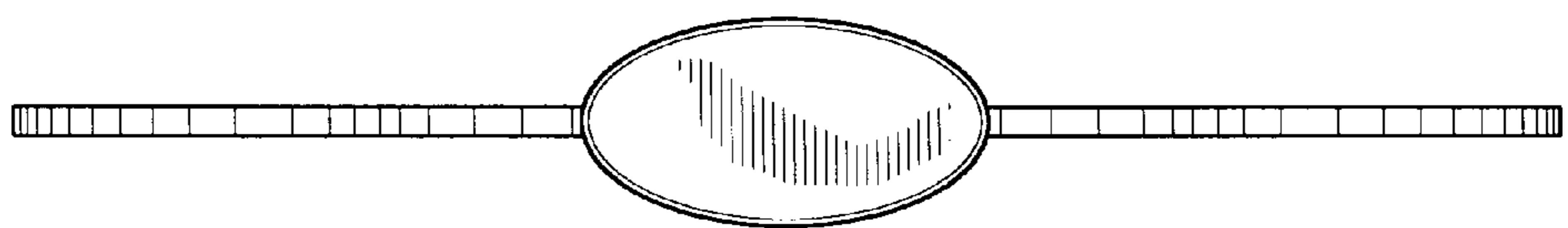


FIG. 6


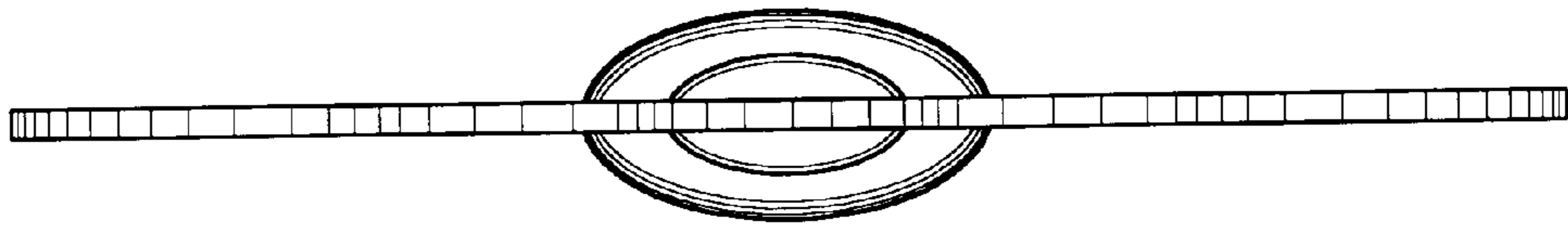


FIG. 2

FIG. 3

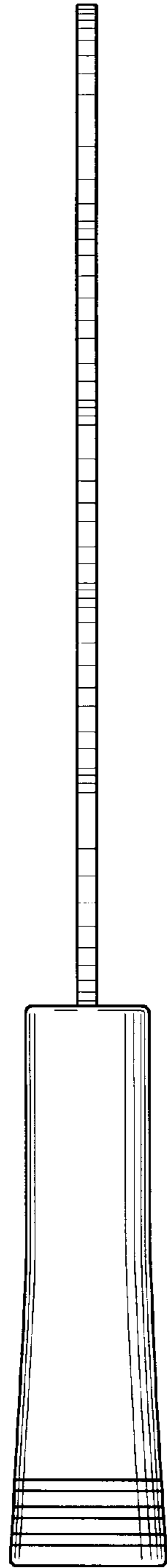


FIG. 4

