



US00D414027S

United States Patent [19]
Andrews

[11] **Patent Number: Des. 414,027**

[45] **Date of Patent: ** Sep. 21, 1999**

[54] **LACE CASE STRAP**

4,939,818 7/1990 Hahn 24/442
4,999,888 3/1991 Miller 24/712.3

[76] Inventor: **Mark Andrews**, 25 Allendale Rd.,
Marmora, N.J. 08112-1518

Primary Examiner—Louis S. Zarfes
Assistant Examiner—Robert Delehanty
Attorney, Agent, or Firm—James E. Larson; Larson &
Larson, P.A.

[**] Term: **14 Years**

[21] Appl. No.: **29/090,523**

[57] **CLAIM**

[22] Filed: **Jul. 10, 1998**

The ornamental design for a lace case strap, as shown and described.

[51] **LOC (6) Cl.** **02-07**

[52] **U.S. Cl.** **D2/978; D3/215**

[58] **Field of Search** 2/245; 24/712,
24/712.1, 712.2, 712.3, 306, 442; 36/127,
136; 168/22; 224/280; 363/11; D2/978;
D3/327, 215; D5/3, 26, 62, 99, 20, 32,
43

DESCRIPTION

FIG. 1 is a top plan view of a lace case strap showing my novel design;
FIG. 2 is a bottom plan view thereof;
FIG. 3 is a side elevation view thereof it being understood that the opposite side is a mirror image of that shown;
FIG. 4 is a back view thereof;
FIG. 5 is a front view thereof;
FIG. 6 is a top plan view of a lace case strap showing a second embodiment of my new design, the sole difference being that it is lined to represent color; and,
FIG. 7 is a bottom plan view of FIG. 6.
The broken lines shown in FIGS. 1, 2, 6 and 7 represent stitching and FIGS. 6 and 7 have been lined to show color.

[56] **References Cited**

U.S. PATENT DOCUMENTS

D. 315,056	3/1991	Seitz	D3/215
D. 317,730	6/1991	Mo	D3/215
D. 392,105	3/1998	Goforth	D5/32
4,114,297	9/1978	Famolare, Jr.	D2/978
4,308,672	1/1982	Antonious	D2/978
4,571,854	2/1986	Edens	D2/978
4,756,963	7/1988	Uso, Jr. et al.	24/712

1 Claim, 2 Drawing Sheets



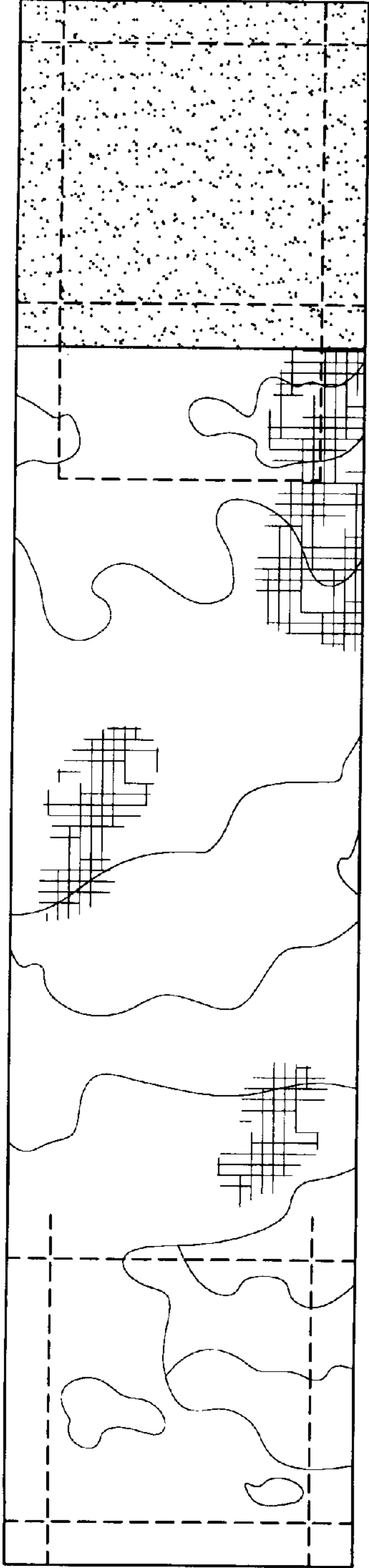


FIG. 1

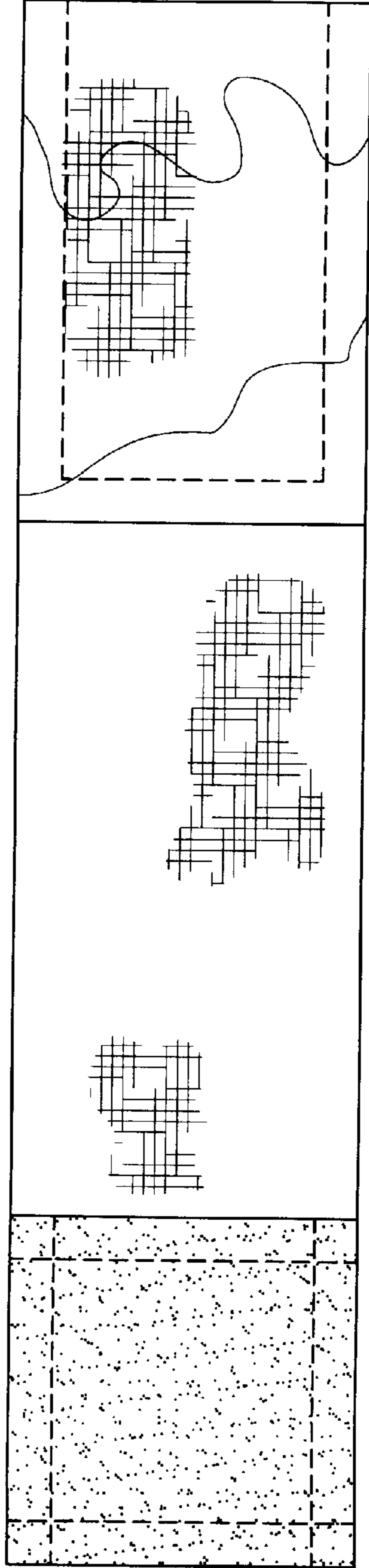


FIG. 2

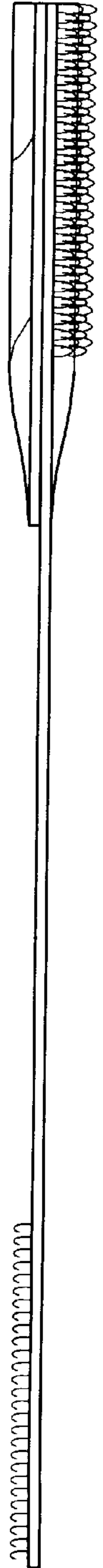


FIG. 3

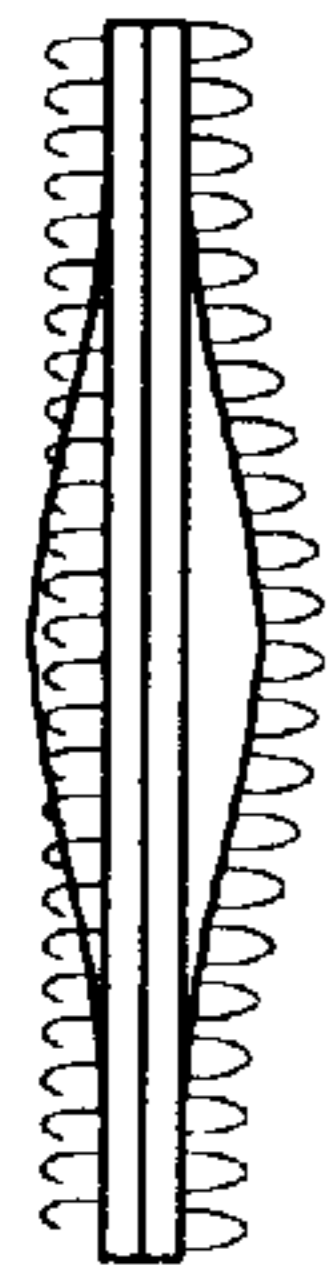


FIG. 4

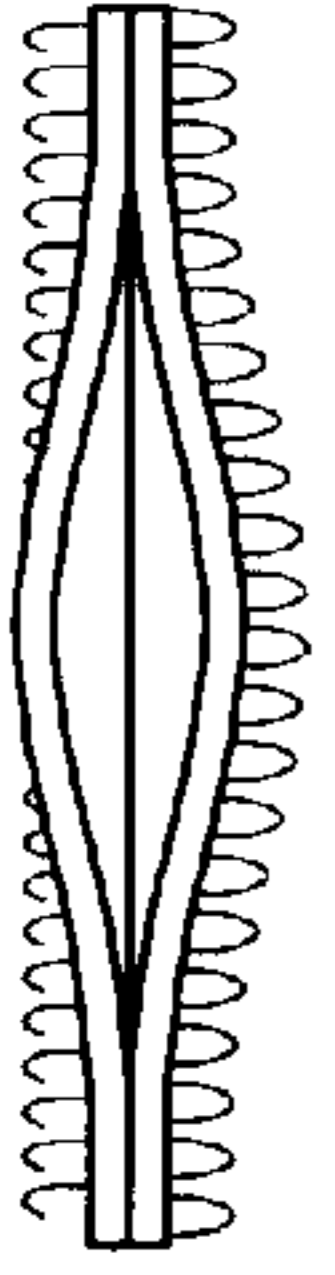


FIG. 5

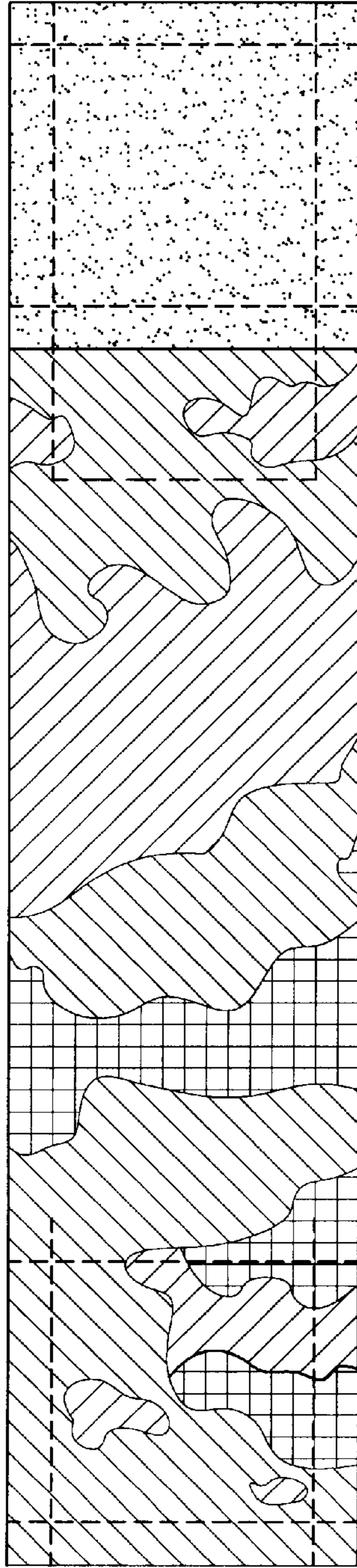


FIG. 6




FIG. 7