



US00D414017S

United States Patent [19]

[11] **Patent Number: Des. 414,017**

Lefebvre et al.

[45] **Date of Patent: ** *Sep. 21, 1999**

[54] **SKATE BOOT UPPER**

4,869,001	9/1989	Brown	36/115
5,342,070	8/1994	Miller et al.	280/11.22
5,505,470	4/1996	Hoshizaki	280/11.22

[75] Inventors: **Jean-Claude Lefebvre**, Ville d'Anjou;
François Chenevert, Blainville, both of
Canada

[73] Assignee: **Bauer, Inc.**, Montreal, Canada

[*] Notice: This patent is subject to a terminal disclaimer.

[**] Term: **14 Years**

Primary Examiner—Louis S. Zarfaz
Assistant Examiner—G. Andoll
Attorney, Agent, or Firm—Finnegan, Henderson, Farabow,
Garrett & Dunner, L.L.P.

[21] Appl. No.: **29/084,517**

[22] Filed: **Mar. 5, 1998**

[30] **Foreign Application Priority Data**

Sep. 5, 1997 [CA] Canada 1997-2315

[51] **LOC (6) Cl.** **02-04**

[52] **U.S. Cl.** **D2/904**

[58] **Field of Search** D9/896, 902, 904,
D9/909-912, 970; D21/760-764; 36/1.5,
83, 84, 89, 102-107, 112-115, 131; 280/841,
11.19, 11.21-11.23

[57] **CLAIM**

We claim the ornamental design for a skate boot upper, as shown and described.

DESCRIPTION

FIG. 1 is a front perspective view of a skate boot upper embodying our design;

FIG. 2 is a left side elevational view of the skate boot upper shown in FIG. 1;

FIG. 3 is a bottom plan view of the skate boot upper shown in FIG. 1;

FIG. 4 is a top plan view of the skate boot upper shown in FIG. 1;

FIG. 5 is a right side elevational view of the skate boot upper shown in FIG. 1;

FIG. 6 is a front elevational view of the skate boot upper shown in FIG. 1; and,

FIG. 7 is a rear elevational view of the skate boot upper shown in FIG. 1.


The broken lines in the FIGS. illustrating a tongue, shoelace eyelet holes, and a typical skate blade are for illustrative purposes only and form no part of the claimed design. The crosshatched portions of the FIGS. are of a different color than the non-crosshatched portions; however, no particular color for either portion is claimed as part of the design.

[56] **References Cited**

U.S. PATENT DOCUMENTS

D. 79,155	8/1929	Manville	D2/911
D. 111,808	10/1938	Hosker	D2/912
D. 117,330	10/1939	Cairns	D2/902
D. 128,519	7/1941	Hard	D2/902
D. 174,987	6/1955	Gillis	D2/912
D. 220,912	6/1971	Sessa	D21/764
D. 245,800	9/1977	Gustavsson et al.	D21/762
D. 254,201	2/1980	Norton et al.	D21/762
D. 258,605	3/1981	Sanders	D21/763
D. 277,401	1/1985	Bourque	D2/902
D. 305,560	1/1990	Hoshizaki et al.	D21/762
D. 341,179	11/1993	Evans, III	D21/763
D. 346,192	4/1994	Miller et al.	D21/764
D. 399,278	10/1998	Meibock	D2/904
D. 399,642	10/1998	Hoshizaki et al.	D2/904
1,743,689	1/1930	Scroggins	36/89
1,968,580	1/1934	Johnson	36/89
4,222,183	9/1980	Haddox	36/114
4,835,885	6/1989	Hoshizaki et al.	36/115

1 Claim, 4 Drawing Sheets



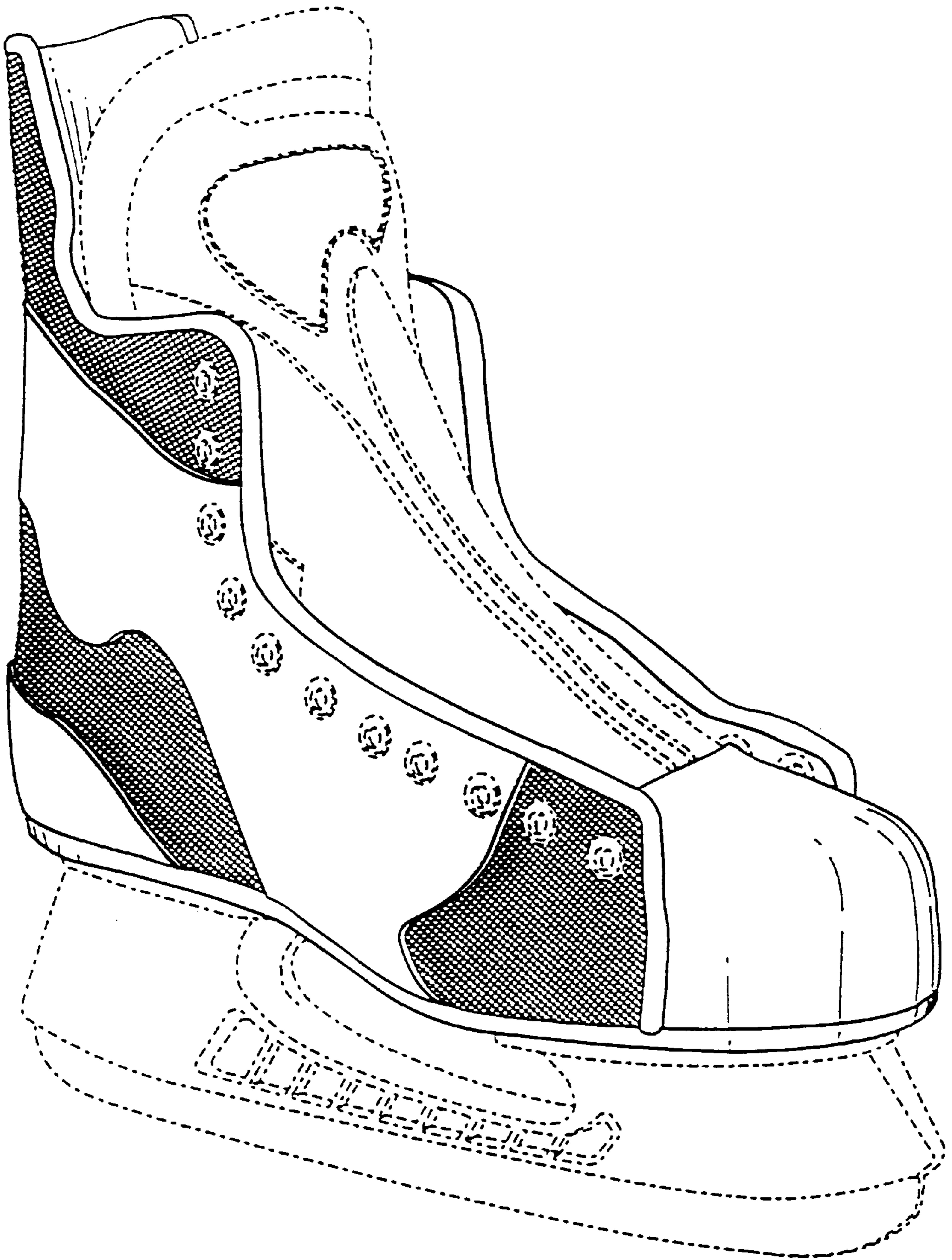


Fig. 1




Fig. 2

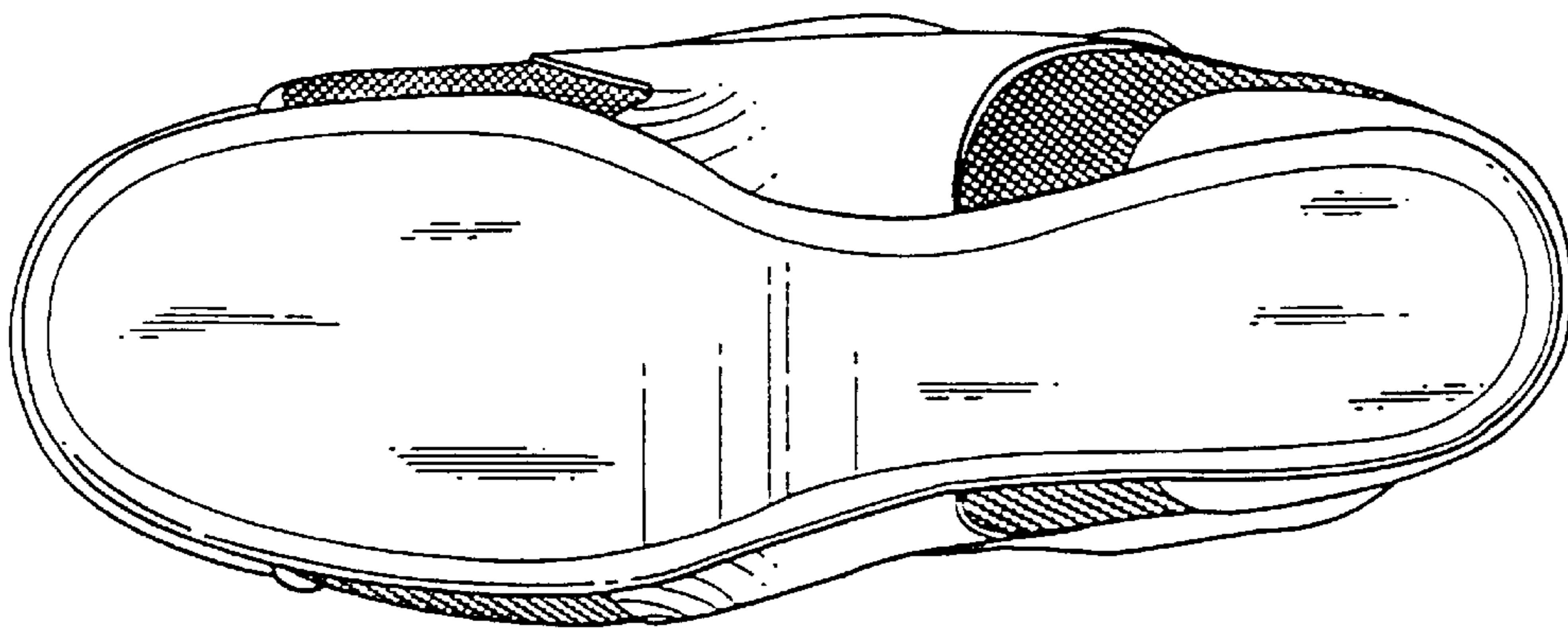


Fig. 3

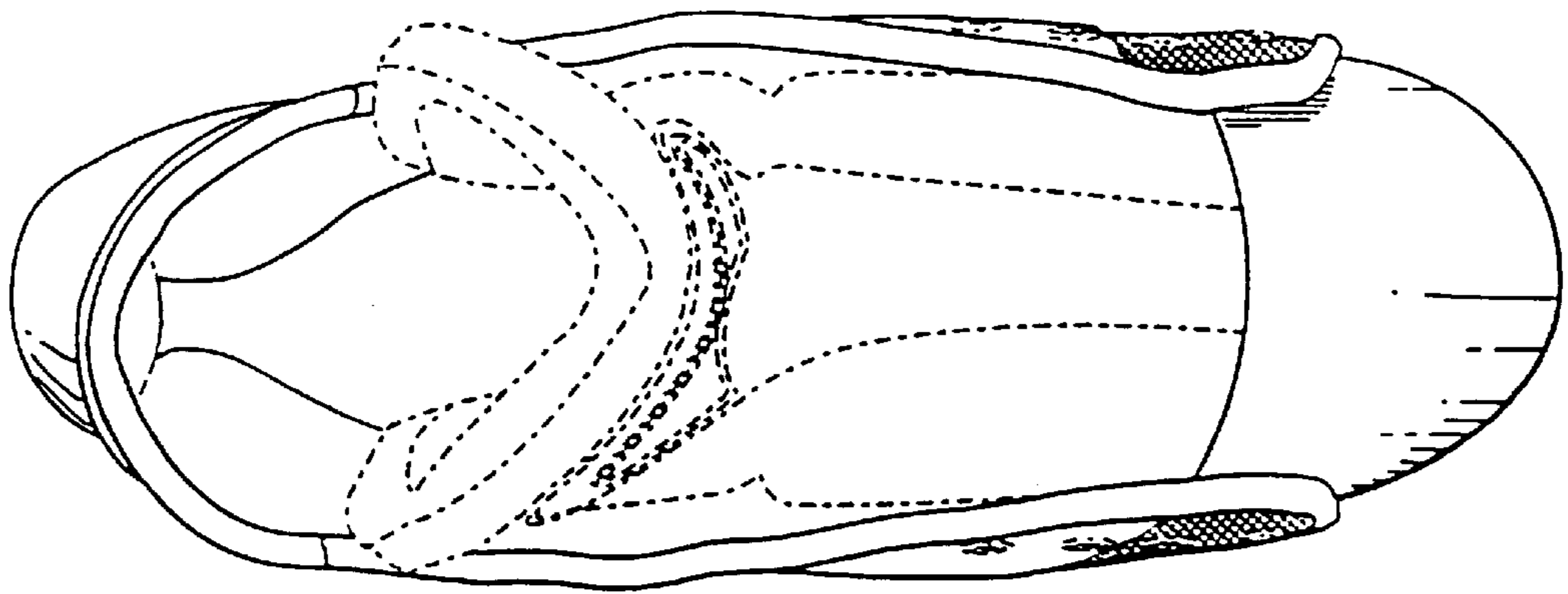


Fig. 4



Fig. 5

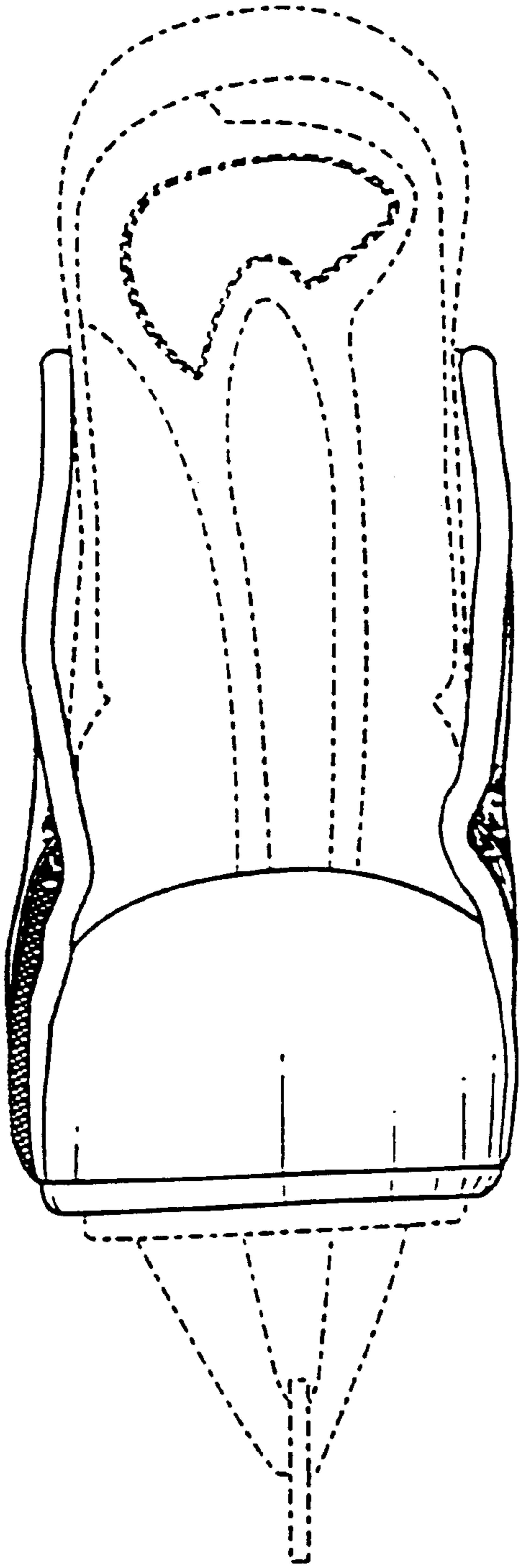


Fig. 6

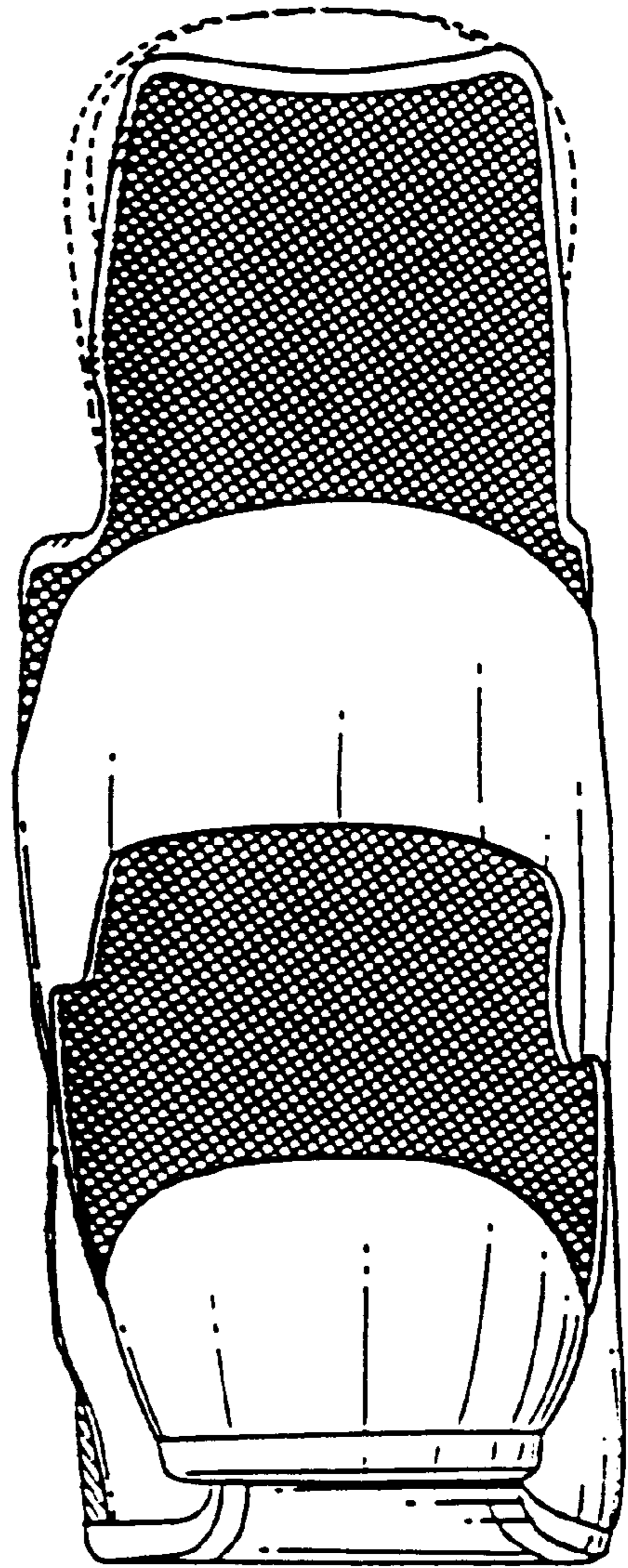


Fig. 7