



US00D414002S

United States Patent [19] Kageyama et al.

[11] Patent Number: Des. 414,002

[45] Date of Patent: ** *Sep. 14, 1999

[54] **CLIP FOR A WIG OR HAIRPIECE**

[75] Inventors: **Masanori Kageyama; Masataka Itoh**,
both of Niigata-ken, Japan

[73] Assignee: **Aderans Co., Ltd.**, Tokyo, Japan

[*] Notice: This patent is subject to a terminal disclaimer.

[**] Term: **14 Years**

[21] Appl. No.: **29/077,207**

[22] Filed: **Sep. 29, 1997**

[30] **Foreign Application Priority Data**

Mar. 27, 1997 [JP] Japan 9-8470

[51] **LOC (6) Cl.** **28-04**

[52] **U.S. Cl.** **D28/93**

[58] **Field of Search** D28/21, 25, 32,
D28/39, 43, 92, 93, 99; 132/53-55, 273-279

[56] **References Cited**

U.S. PATENT DOCUMENTS

D. 278,940	5/1985	Incando	D28/93
D. 279,931	7/1985	Nemoto	D28/93
D. 284,318	6/1986	Nemoto	D28/93
D. 286,687	11/1986	Nemoto	D28/93
D. 391,020	2/1998	Tsai	D28/40
673,650	5/1901	Nowacke	132/144
1,155,399	10/1915	Bechtold	132/145
1,243,834	10/1917	Hamilton	132/278
5,137,037	8/1992	Mochizuki	132/53
5,749,382	5/1998	Tsai	132/275

FOREIGN PATENT DOCUMENTS

1064884 5/1954 France 132/146

OTHER PUBLICATIONS

U.S. Patent Serial No. 29/077,206, filed Sep. 29, 1997, entitled "Clip For A Wig Or Hairpiece", by Masanori Kageyama et al.

Primary Examiner—Ted Shooman
Assistant Examiner—C. Tutt
Attorney, Agent, or Firm—Wenderoth, Lind & Ponack, L.L.P.

[57] **CLAIM**

The ornamental design for a clip for a wig or hairpiece, as shown and described.

DESCRIPTION

FIG. 1 is a perspective view of the clip of the present design, shown in an upwardly flexed position;
FIG. 2 is a similar perspective view thereof shown in a downwardly flexed position;
FIG. 3 is a plan view thereof, take from above relative to FIG. 1;
FIG. 4 is a plan view thereof, taken from the bottom relative to FIG. 1;
FIG. 5 is a view thereof from above FIG. 3;
FIG. 6 is a view thereof from below FIG. 3;
FIG. 7 is a view thereof from the left side of FIG. 3, the appearance from the right side of FIG. 3 being a mirror image; and,
FIG. 8 is a view showing the design together with two other clips attached to the backing of a wig using pieces of two-side adhesive tape.
The broken lines showing the wig, strips of tape and additional clips are for illustrative purposes only and form no part of the claimed design.

1 Claim, 3 Drawing Sheets

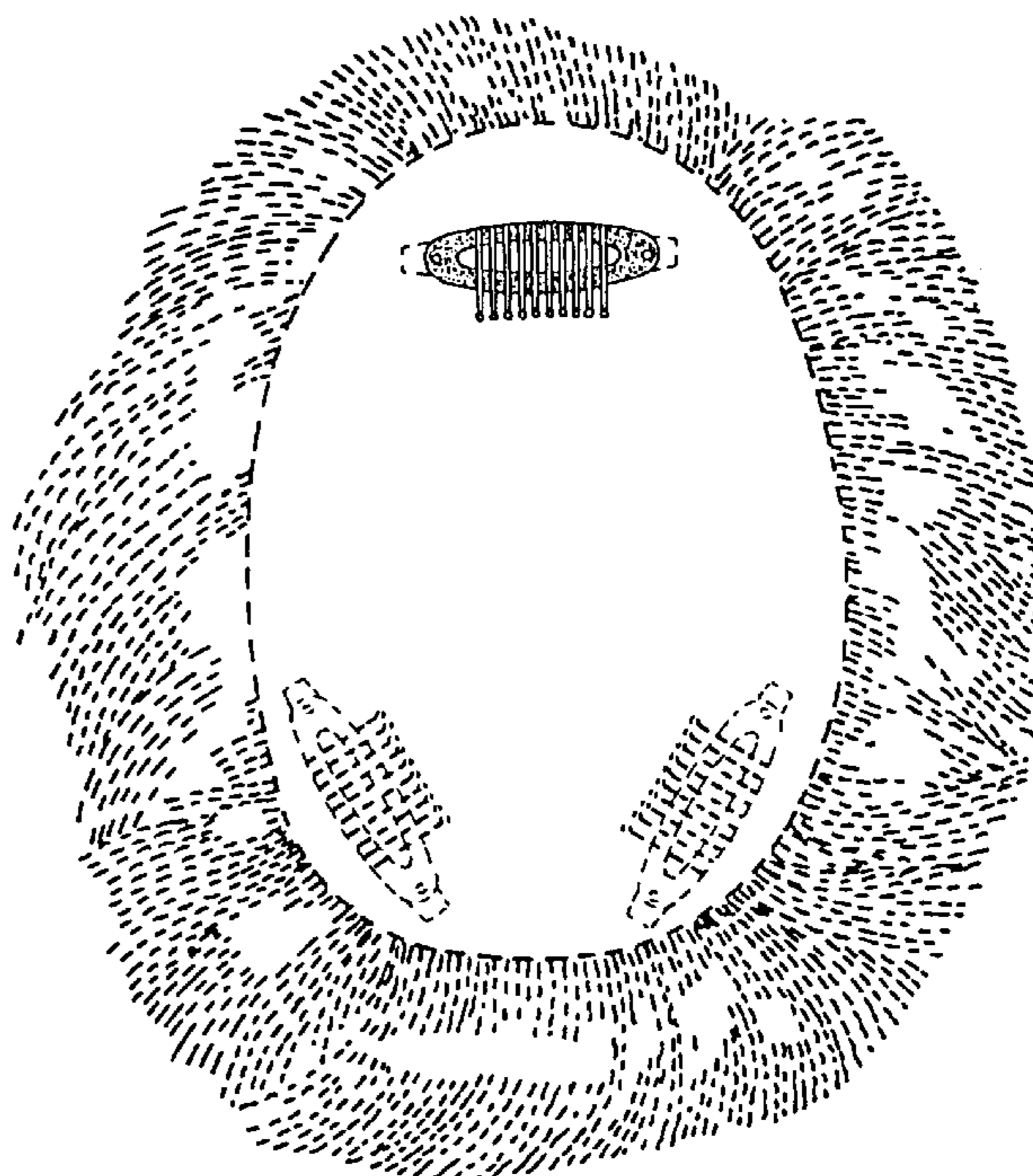
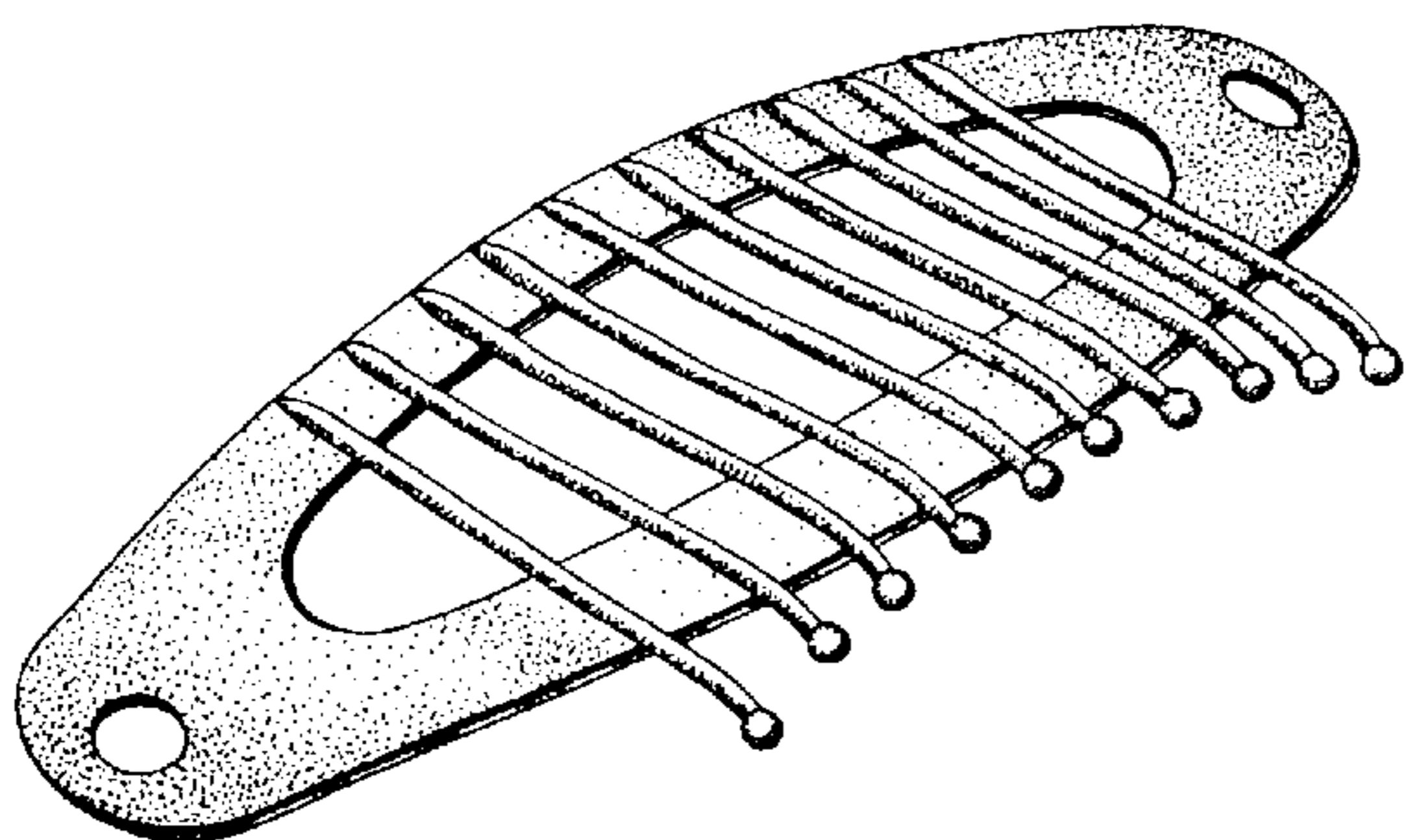


FIG. 1

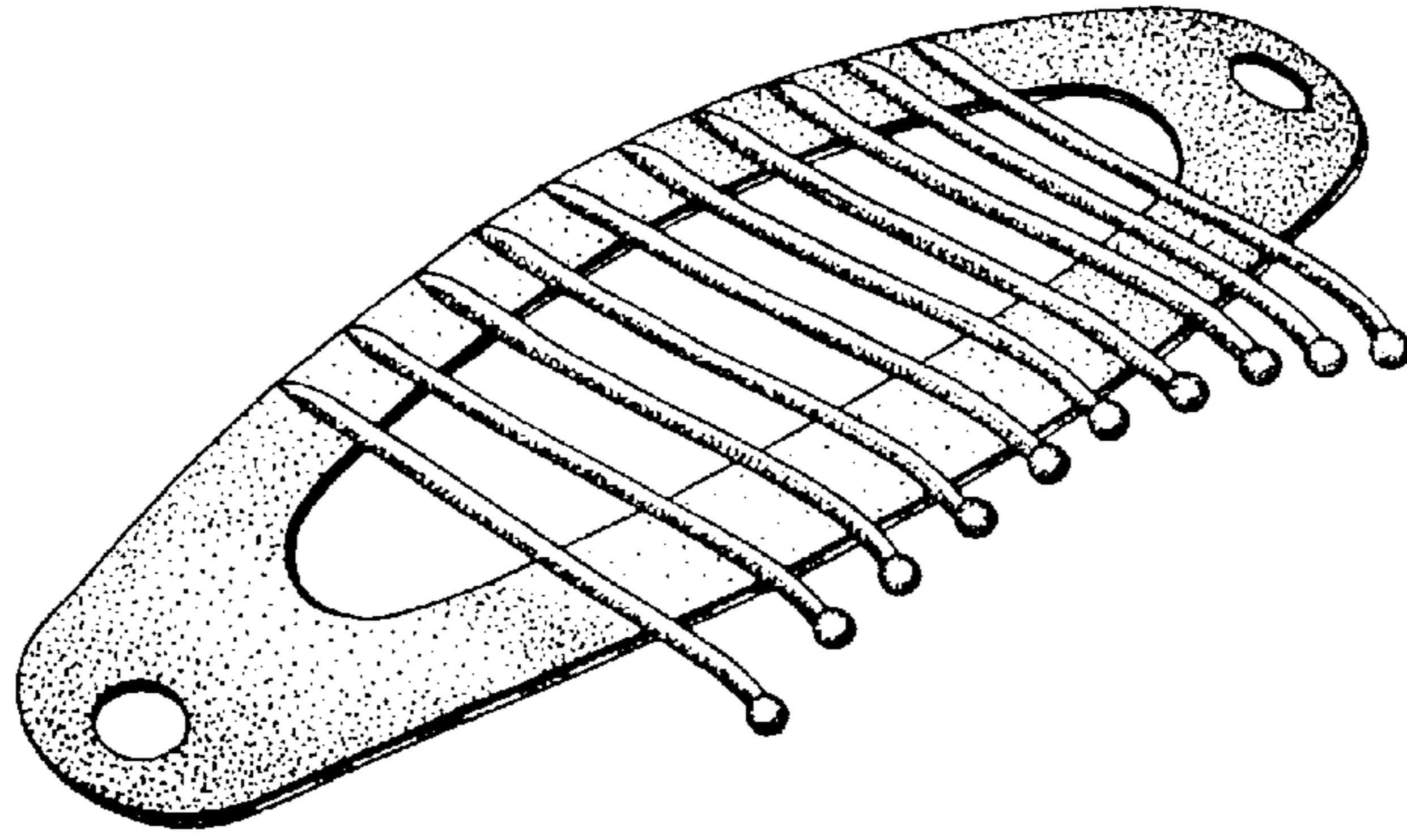


FIG. 2

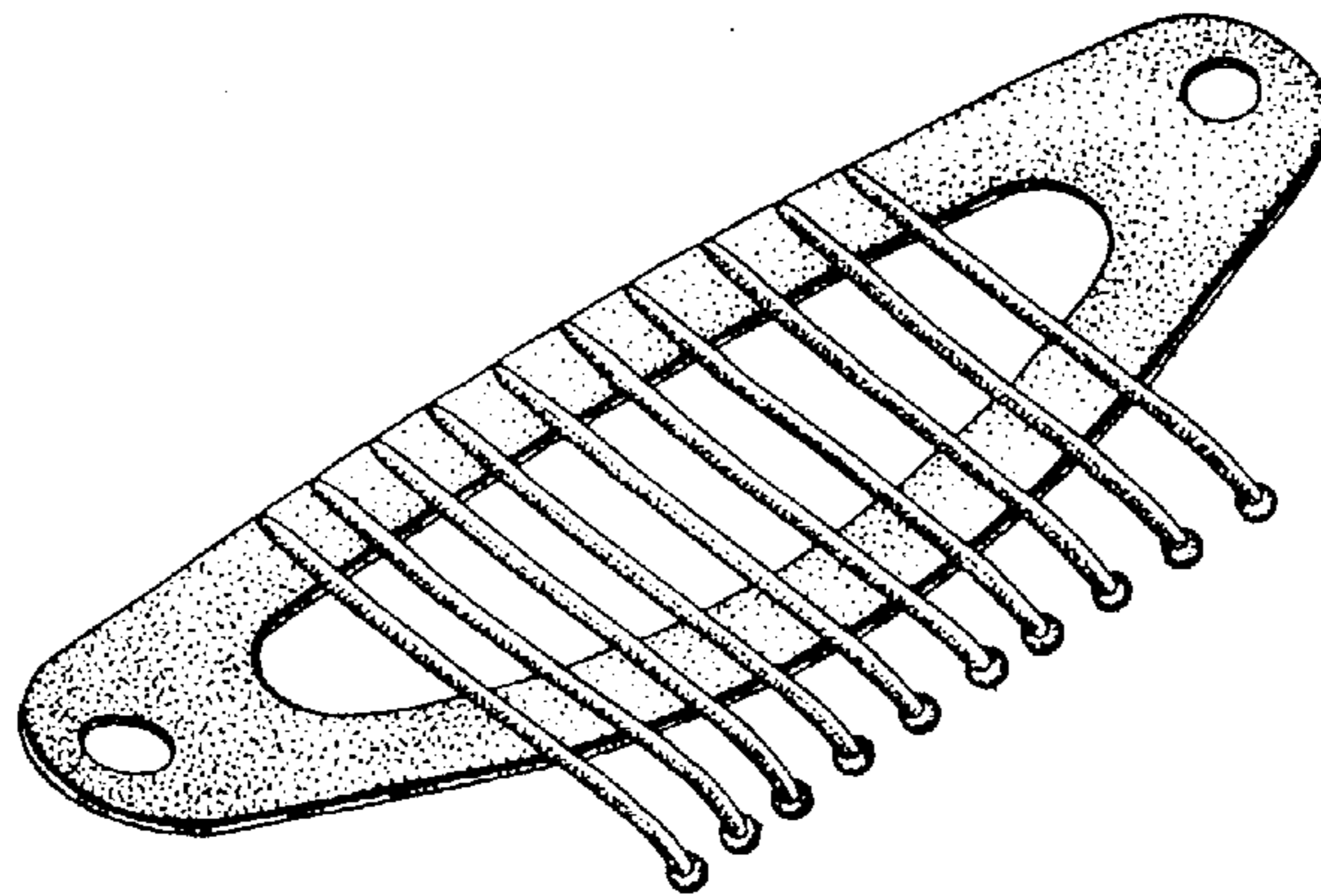


FIG. 3

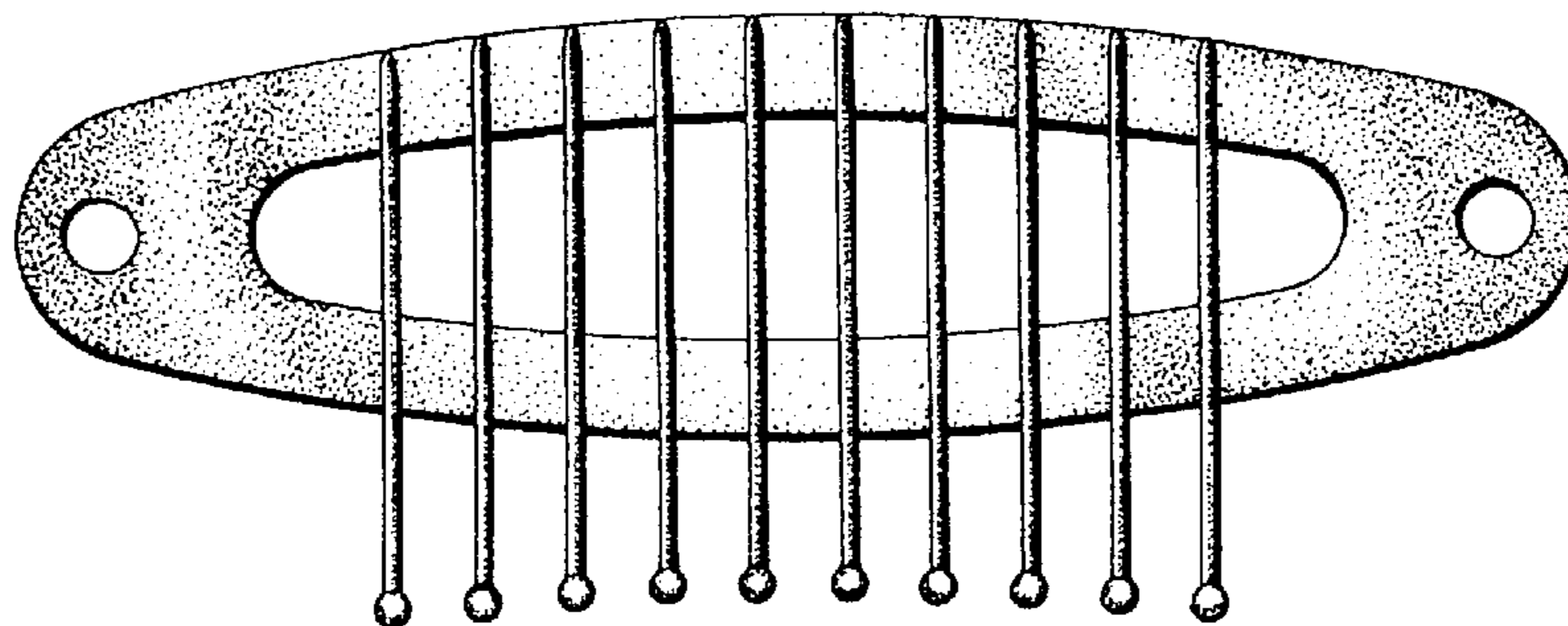


FIG. 4

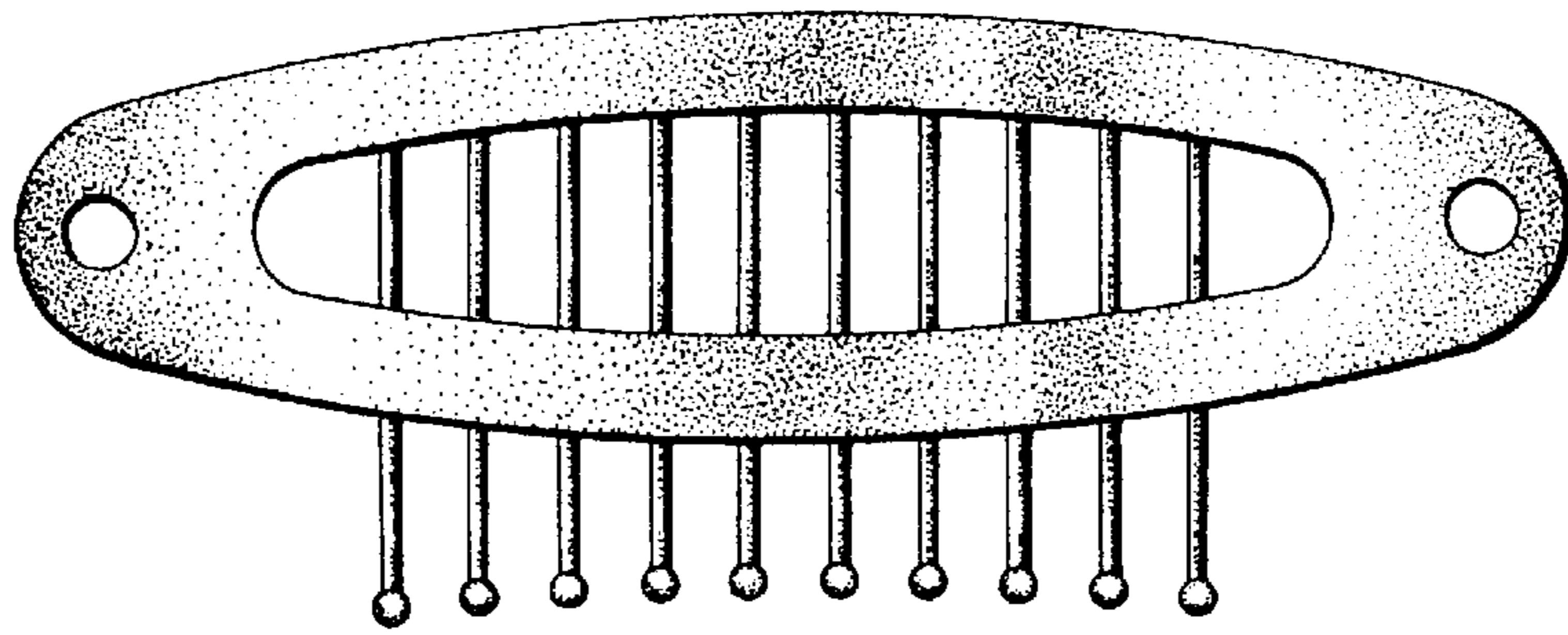


FIG. 5




FIG. 6




FIG. 7

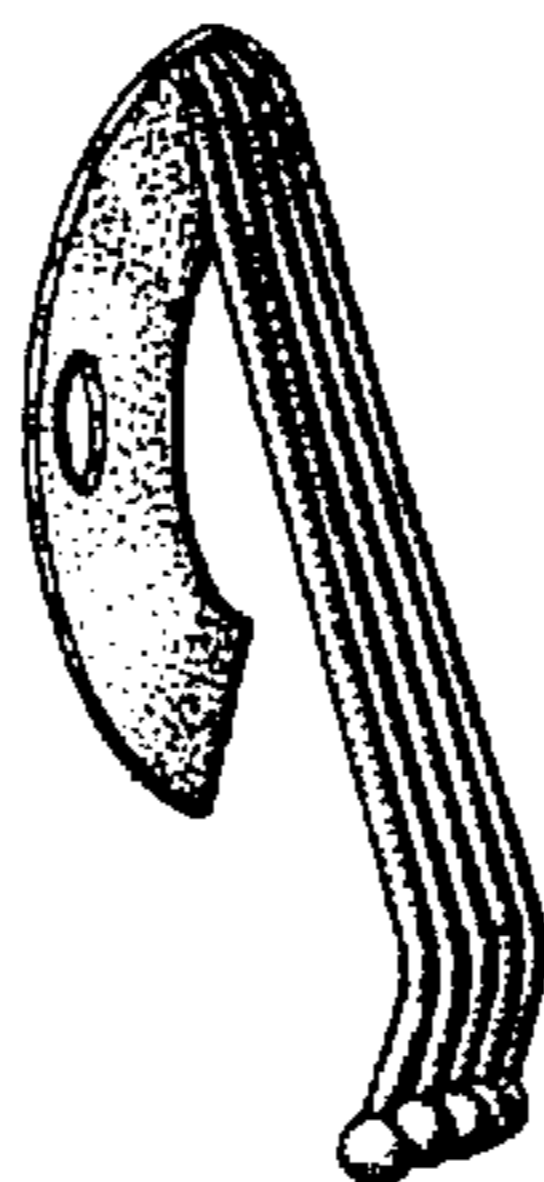


FIG. 8

