



US00D413999S

United States Patent [19]

Diaz-Azcuy

[11] Patent Number: Des. 413,999

[45] Date of Patent: ** Sep. 14, 1999

[54] **ELONGATED LAMP WITH TUBULAR SHADE**

[75] Inventor: **Orlando Diaz-Azcuy**, San Francisco, Calif.

[73] Assignee: **Boyd Lighting Company**, San Francisco, Calif.

[**] Term: **14 Years**

[21] Appl. No.: **29/096,737**

[22] Filed: **Nov. 19, 1998**

[51] **LOC (6) Cl.** **26-05**

[52] **U.S. Cl.** **D26/110**

[58] **Field of Search** D26/93, 102-112, D26/9; 362/410-414, 806

[56] **References Cited**

U.S. PATENT DOCUMENTS

- D. 204,899 5/1966 Curry D26/105
- D. 324,186 2/1992 DeFazio D26/104

OTHER PUBLICATIONS

Flax Art & Design Gift catalog, p. 43, Table lamp, bottom, right, Dec. 1996.

Home Lighting and Accessories, p. 124, Ela table lamp, Apr. 1995.

Home Lighting and Accessories, p. 75, Dominations table lamp, left, Dec. 1995.

Lighting, p. 51, Bradley Copenhagen floor and table lamps, Nov. 1959.

Primary Examiner—Susan J. Lucas
Attorney, Agent, or Firm—Jack Lo

[57] **CLAIM**

The ornamental design for an elongated lamp with tubular shade, as shown and described.

DESCRIPTION

FIG. 1 is a front perspective view of an elongated lamp with tubular shade showing my new design.

FIG. 2 is a top view thereof; the bottom view is unornamented and does not form a part of the claimed design.

FIG. 3 is a front view thereof; the rear, right, and left side views are identical.

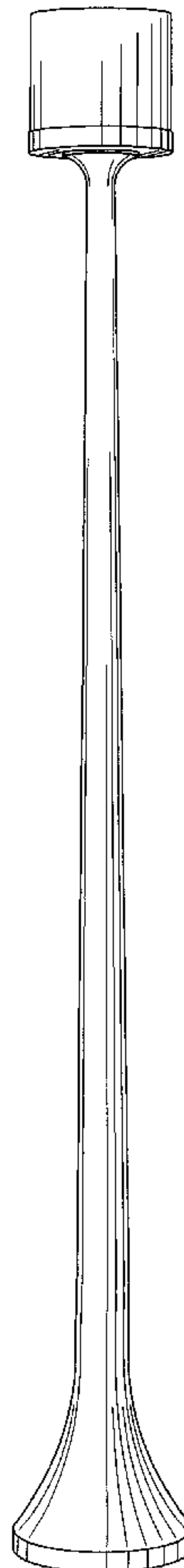
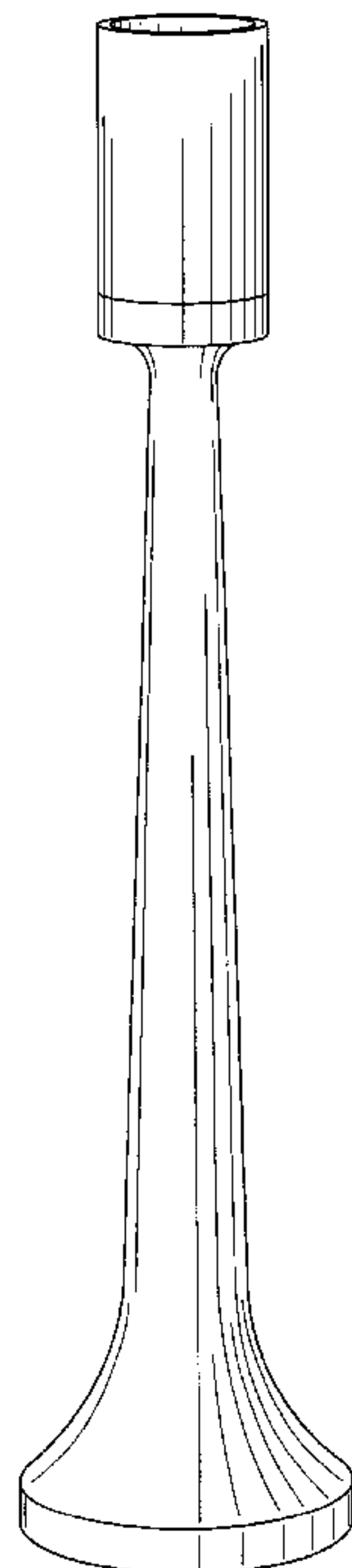
FIG. 4 is a front perspective view of an alternative embodiment of my new design.

FIG. 5 is a top view of the alternative embodiment; the bottom view is unornamented and does not form a part of the claimed design; and,

FIG. 6 is a front view of the alternative embodiment; the rear, right, and left side views are identical.

The broken lines are shown for illustrative purposes only and form no part of the claimed design.

1 Claim, 2 Drawing Sheets



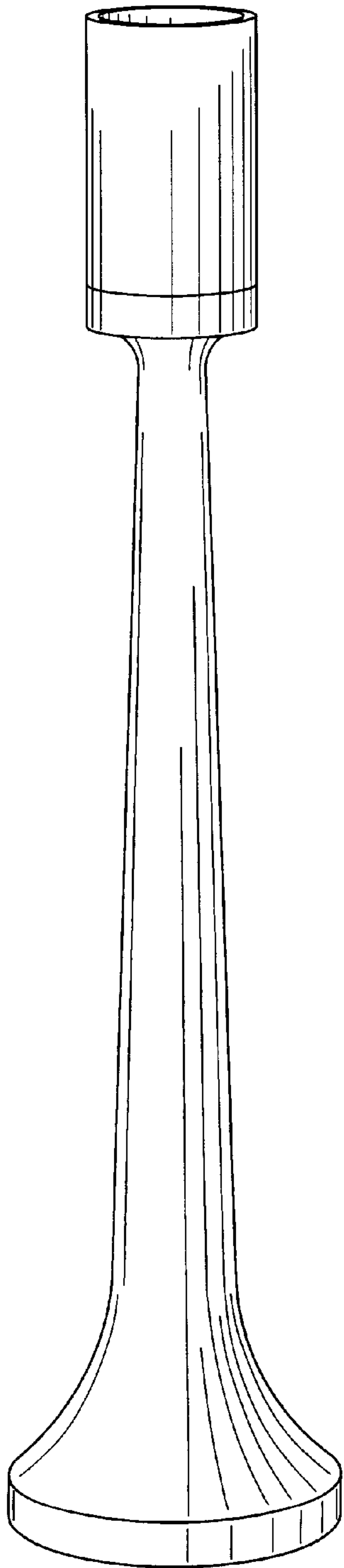


Fig. 1

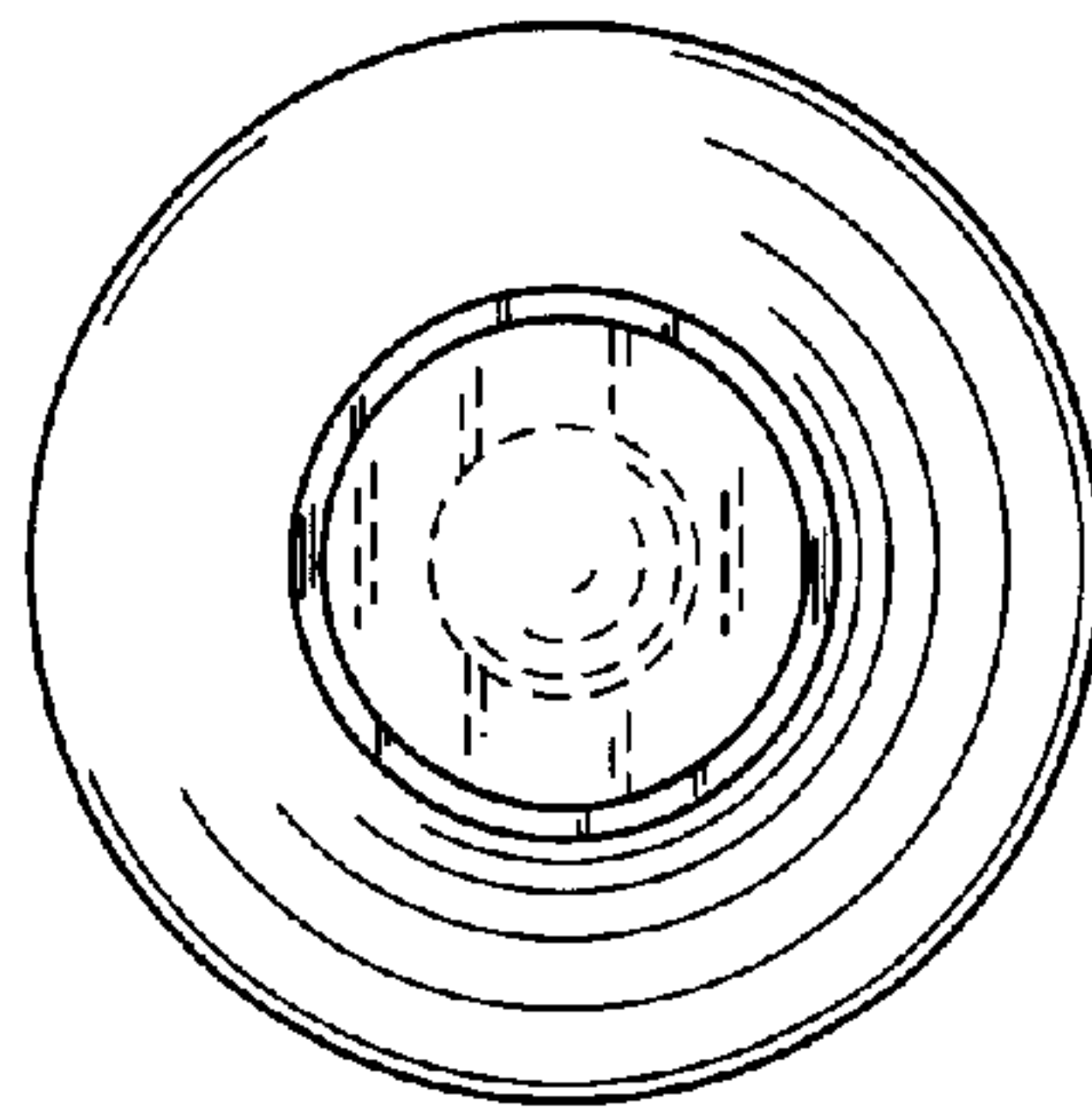


Fig. 2

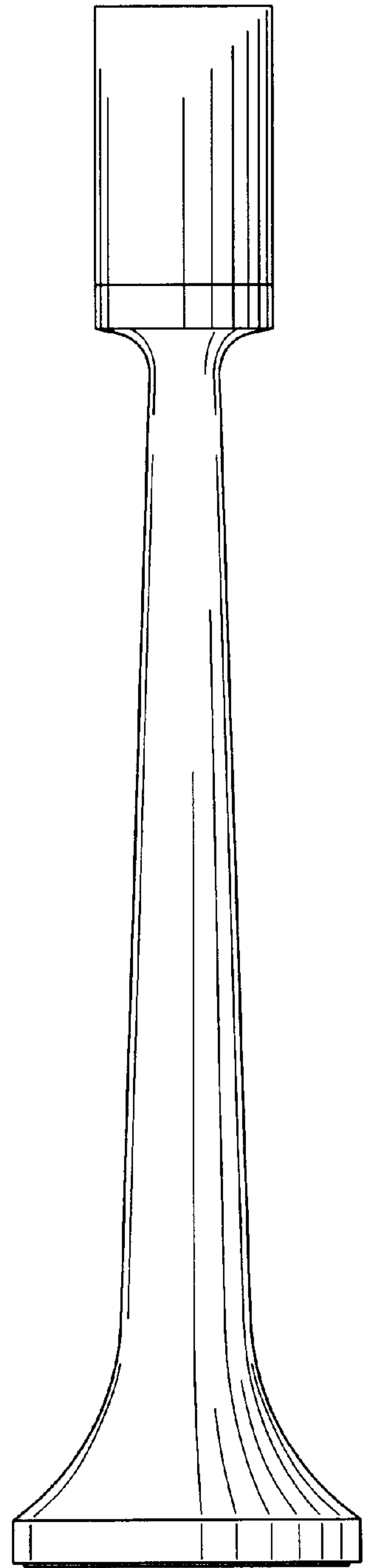


Fig. 3

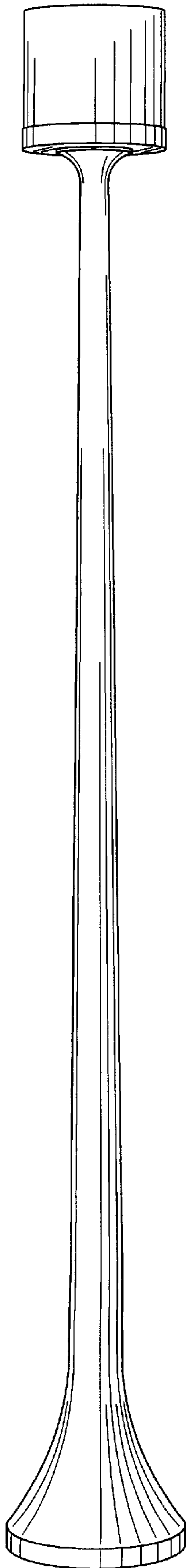


Fig. 4

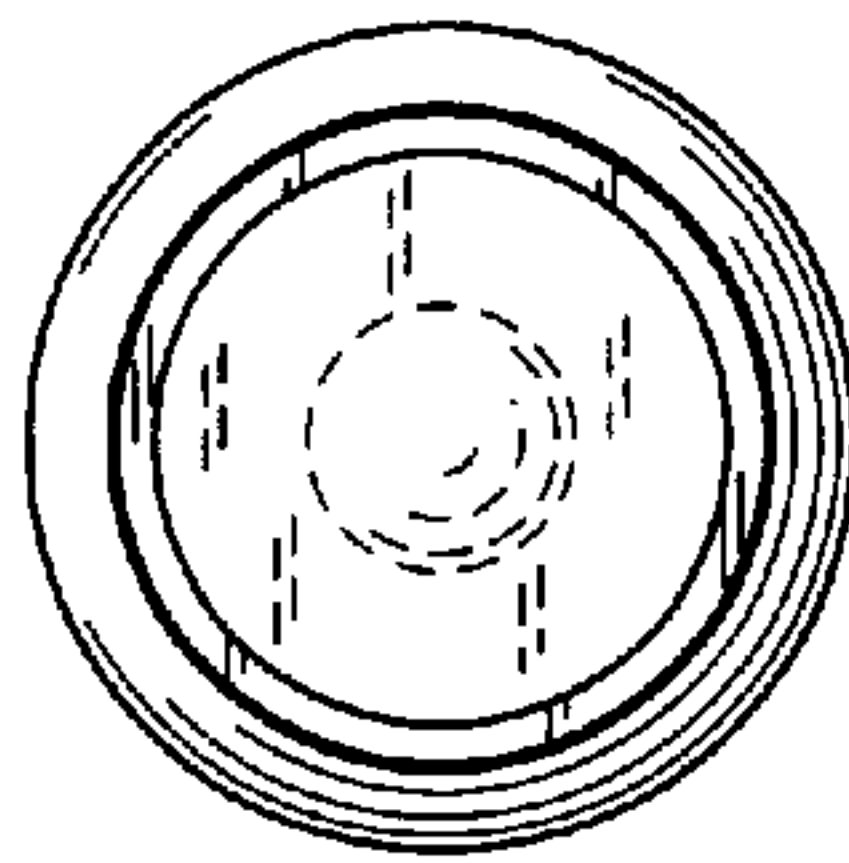


Fig. 5

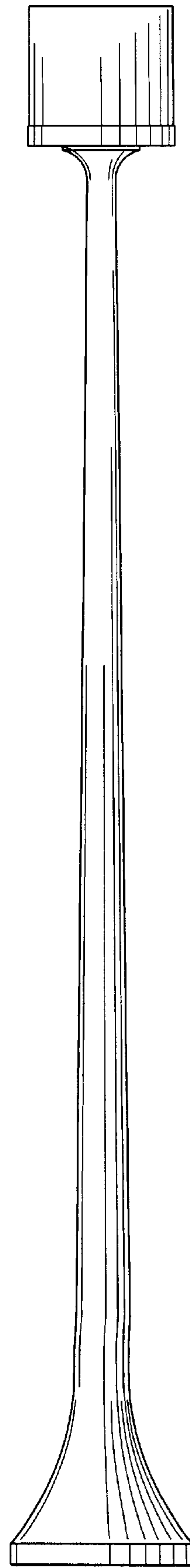


Fig. 6