



US00D413975S

United States Patent [19]
Maeda

[11] **Patent Number: Des. 413,975**
[45] **Date of Patent: ** Sep. 14, 1999**

[54] **ORAL CAVITY CLEANER**
[75] Inventor: **Yasunari Maeda**, Düsseldorf, Germany
[73] Assignee: **Matsushita Electric Works, Ltd.**,
Osaka-fu, Japan
[**] Term: **14 Years**
[21] Appl. No.: **29/095,705**
[22] Filed: **Oct. 28, 1998**
[30] **Foreign Application Priority Data**
May 8, 1998 [JP] Japan 10-13074
[51] **LOC (6) Cl.** **24-02**
[52] **U.S. Cl.** **D24/111; D24/176**
[58] **Field of Search** D24/111, 152,
D24/156, 176, 221; 435/88, 80

[56] **References Cited**
U.S. PATENT DOCUMENTS
D. 346,212 4/1994 Hösl D24/111
D. 373,631 9/1996 Maeda et al. D24/176
D. 406,334 3/1999 Rosenthal et al. D24/111
5,286,192 2/1994 Dixon 433/80

5,634,791 6/1997 Matsuura et al. 433/88 X

OTHER PUBLICATIONS

Ricoh Elemex Corporation Catalog; published approx. Dec. 1990; Product Nos. 8T12-51 (pink) and 8T12-52 (blue).

Primary Examiner—Doris Clark
Assistant Examiner—I Simmons
Attorney, Agent, or Firm—Burns, Doane, Swecker & Mathis, L.L.P.

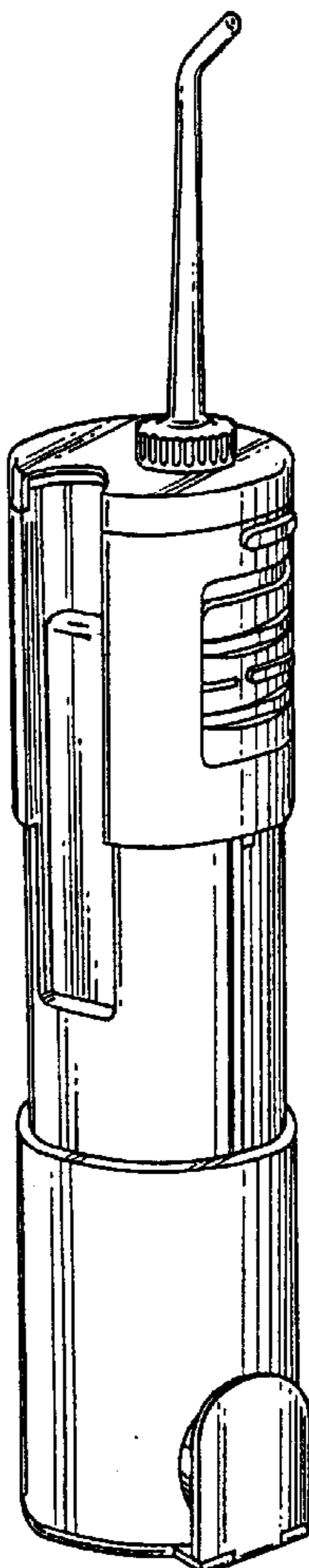
[57] **CLAIM**

The ornamental design for an oral cavity cleaner, as shown and described.

DESCRIPTION

FIG. 1 is a perspective view showing the front and a portion of the top and right side of our new design for an oral cavity cleaner;
FIG. 2 is a front elevational view thereof;
FIG. 3 is a rear elevational view thereof;
FIG. 4 is a left side elevational view thereof;
FIG. 5 is a right side elevational view thereof;
FIG. 6 is a top plan view thereof; and,
FIG. 7 is a bottom plan view thereof.

1 Claim, 4 Drawing Sheets



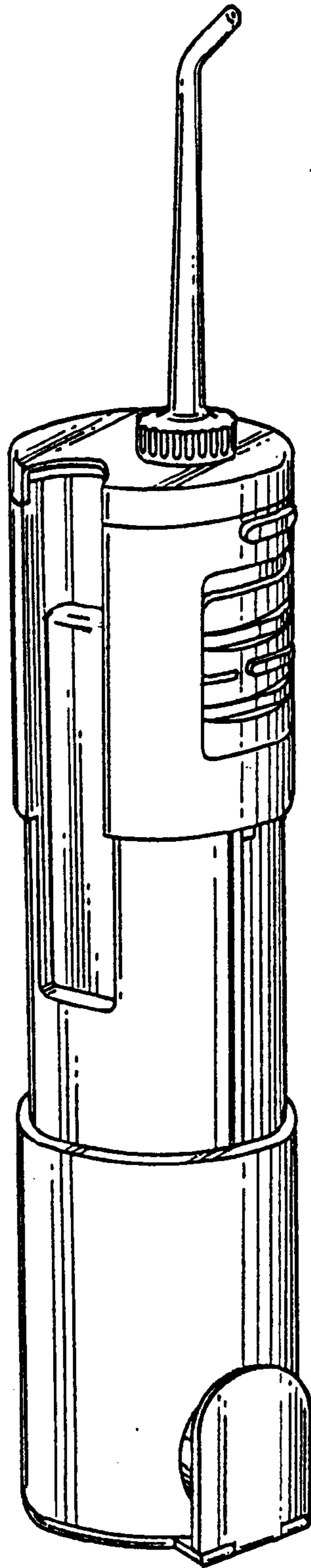


FIG. 1

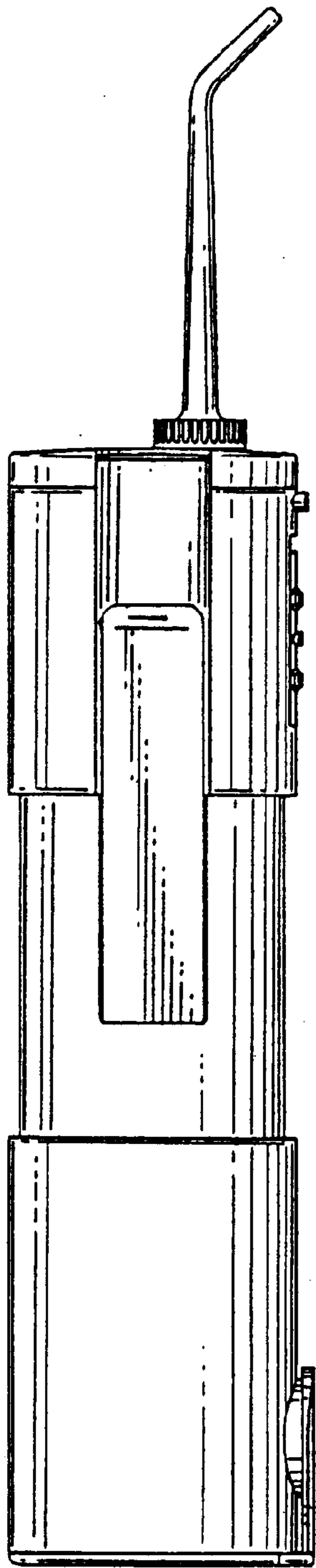


FIG. 2

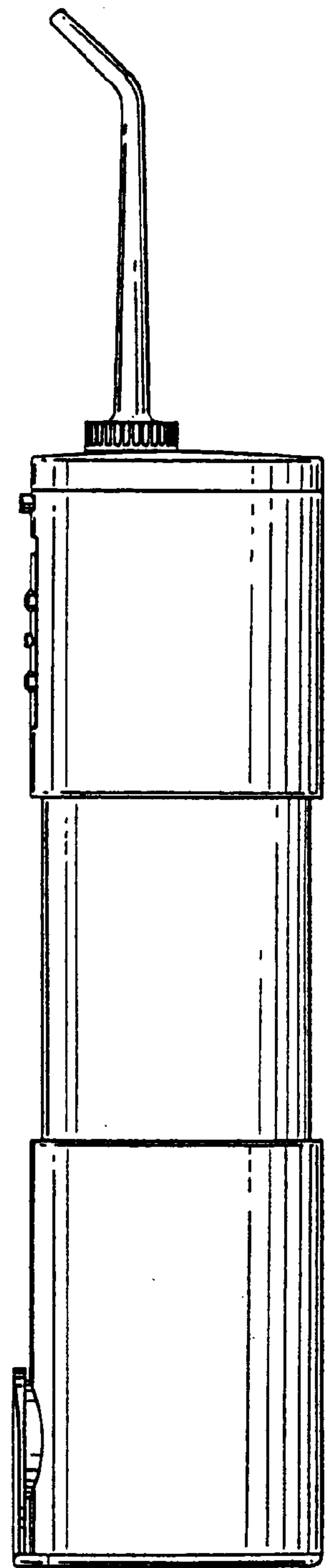


FIG. 3




FIG. 5

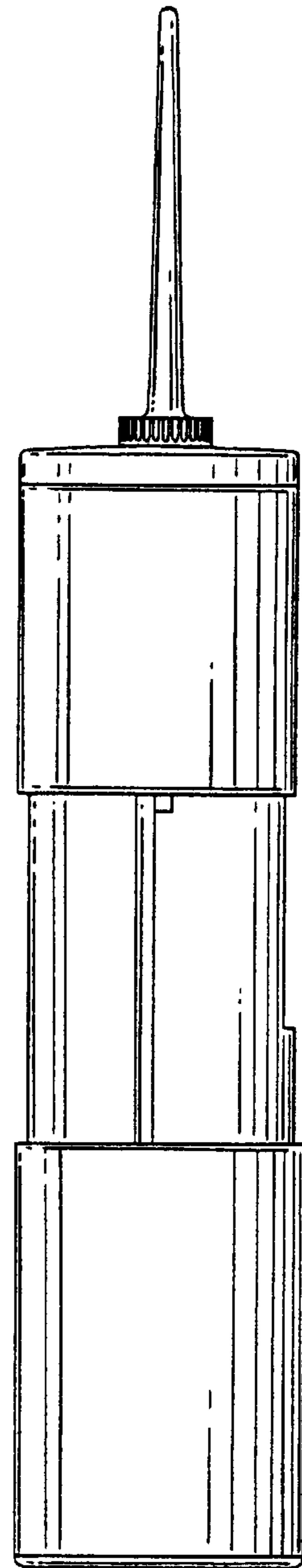


FIG 4

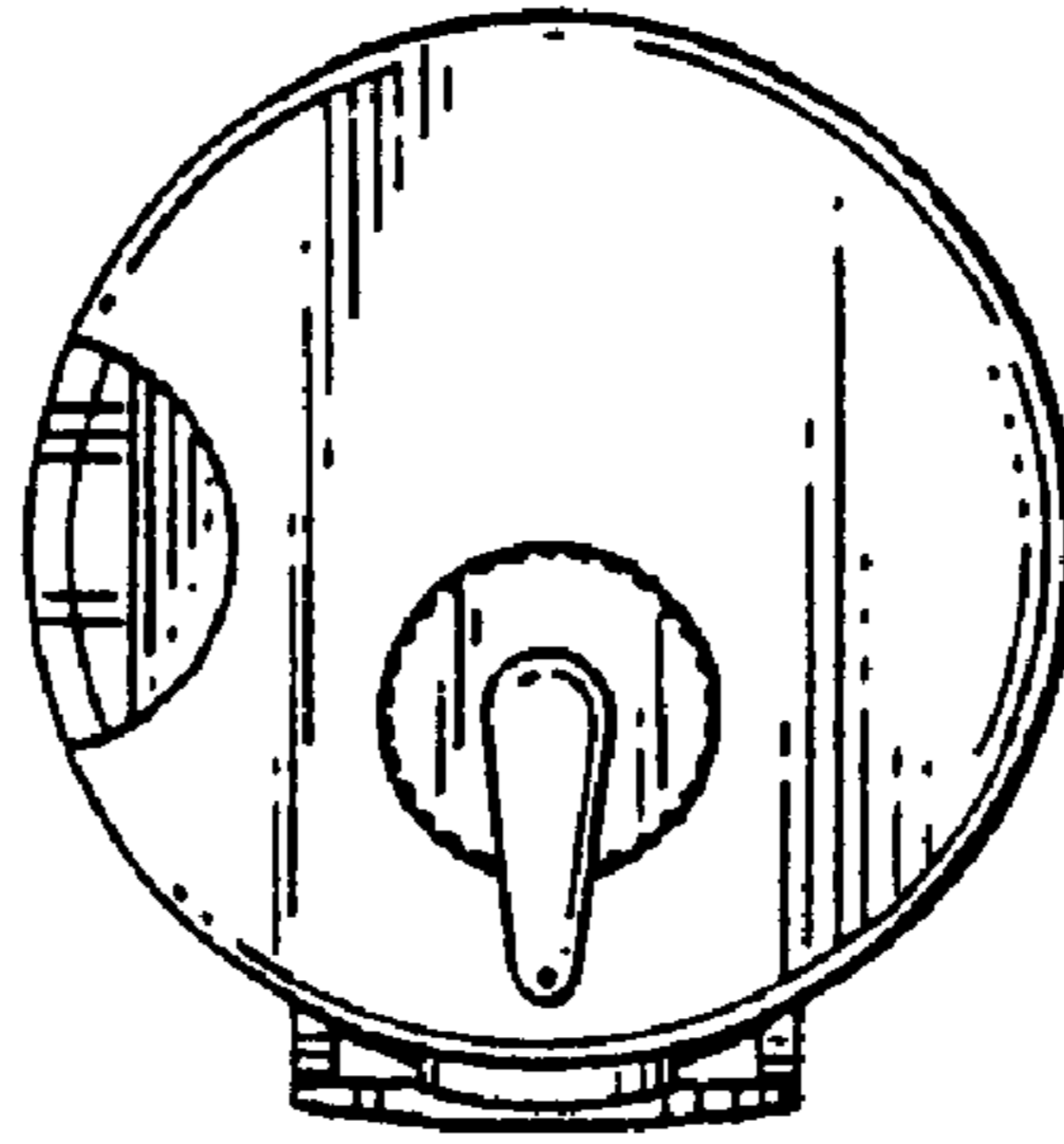


FIG. 6

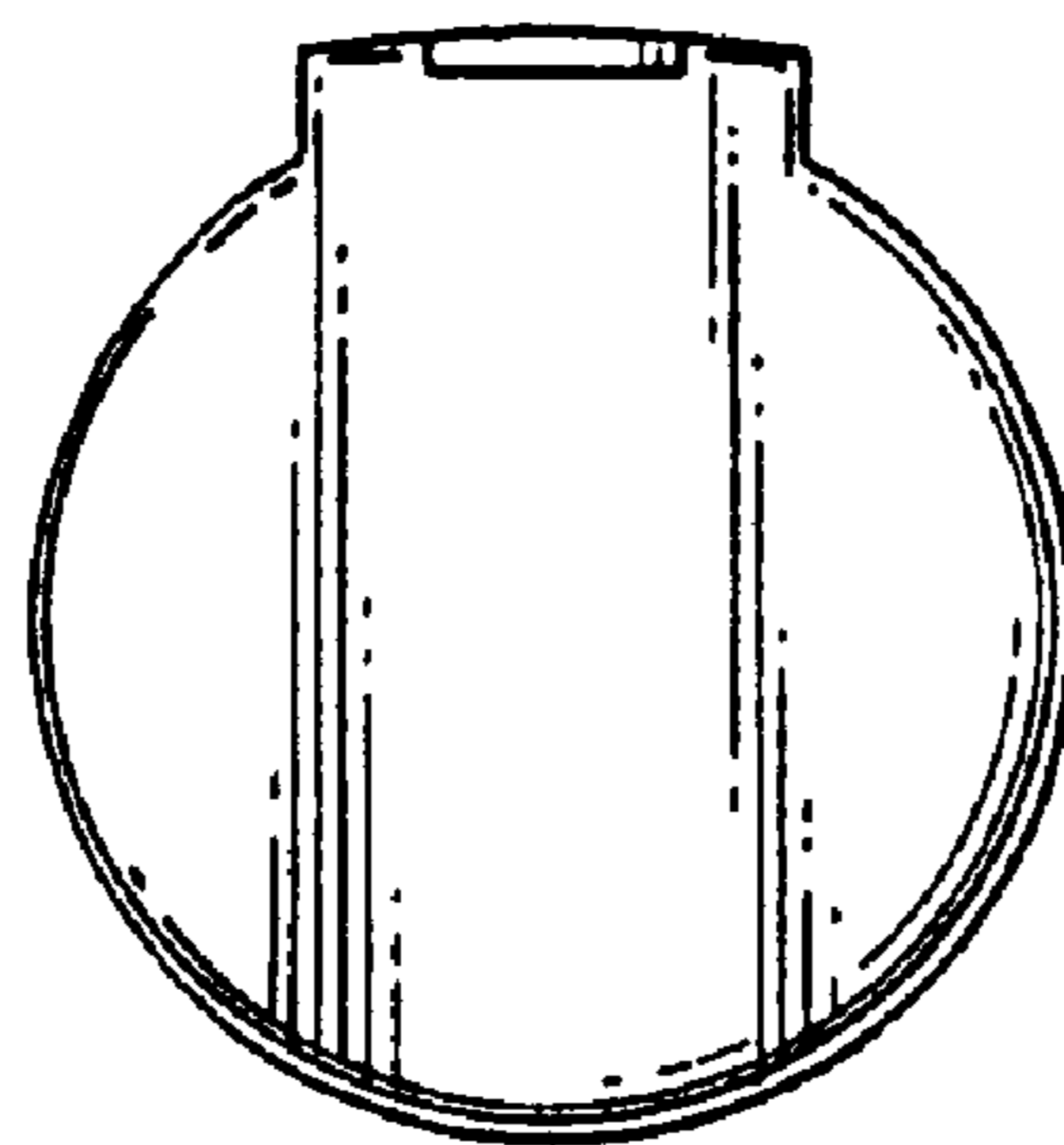


FIG. 7