



US00D413961S

# United States Patent [19]

**Bassett**

[11] **Patent Number: Des. 413,961**

[45] **Date of Patent: \*\* Sep. 14, 1999**

[54] **FILTRATION APPARATUS**

[75] Inventor: **Laurence W. Bassett**, Killingworth, Conn.

[73] Assignee: **Cuno Incorporated**, Meriden, Conn.

[\*\*] Term: **14 Years**

[21] Appl. No.: **29/094,808**

[22] Filed: **Oct. 8, 1998**

[51] **LOC (6) Cl.** ..... **23-01**

[52] **U.S. Cl.** ..... **D23/209**

[58] **Field of Search** ..... D23/200, 207, D23/209; 210/435, 459, 460; D9/414, 432

[56] **References Cited**

**U.S. PATENT DOCUMENTS**

- D. 235,206 5/1975 Bertrand .
- D. 267,032 11/1982 Lafontaine .
- D. 275,312 8/1984 Ohls .
- D. 283,044 3/1986 Jack .
- D. 307,933 5/1990 Baer .
- D. 310,707 9/1990 Sedman .
- D. 316,741 5/1991 Kurth et al. .... D23/209
- D. 323,017 1/1992 Bernstein .
- D. 323,875 2/1992 Kang et al. .
- D. 331,097 11/1992 Sieren ..... D23/207
- D. 333,505 2/1993 Matsumura .
- D. 344,783 3/1994 Hirman et al. .
- D. 355,241 2/1995 Zylstra et al. .

- D. 355,700 2/1995 Kool ..... D23/207
- D. 363,757 10/1995 Hagstrand ..... D23/207
- D. 366,094 1/1996 Duncan et al. .
- D. 383,192 9/1997 Johnson .

*Primary Examiner*—Robin V. Taylor  
*Attorney, Agent, or Firm*—Cummings & Lockwood

[57] **CLAIM**

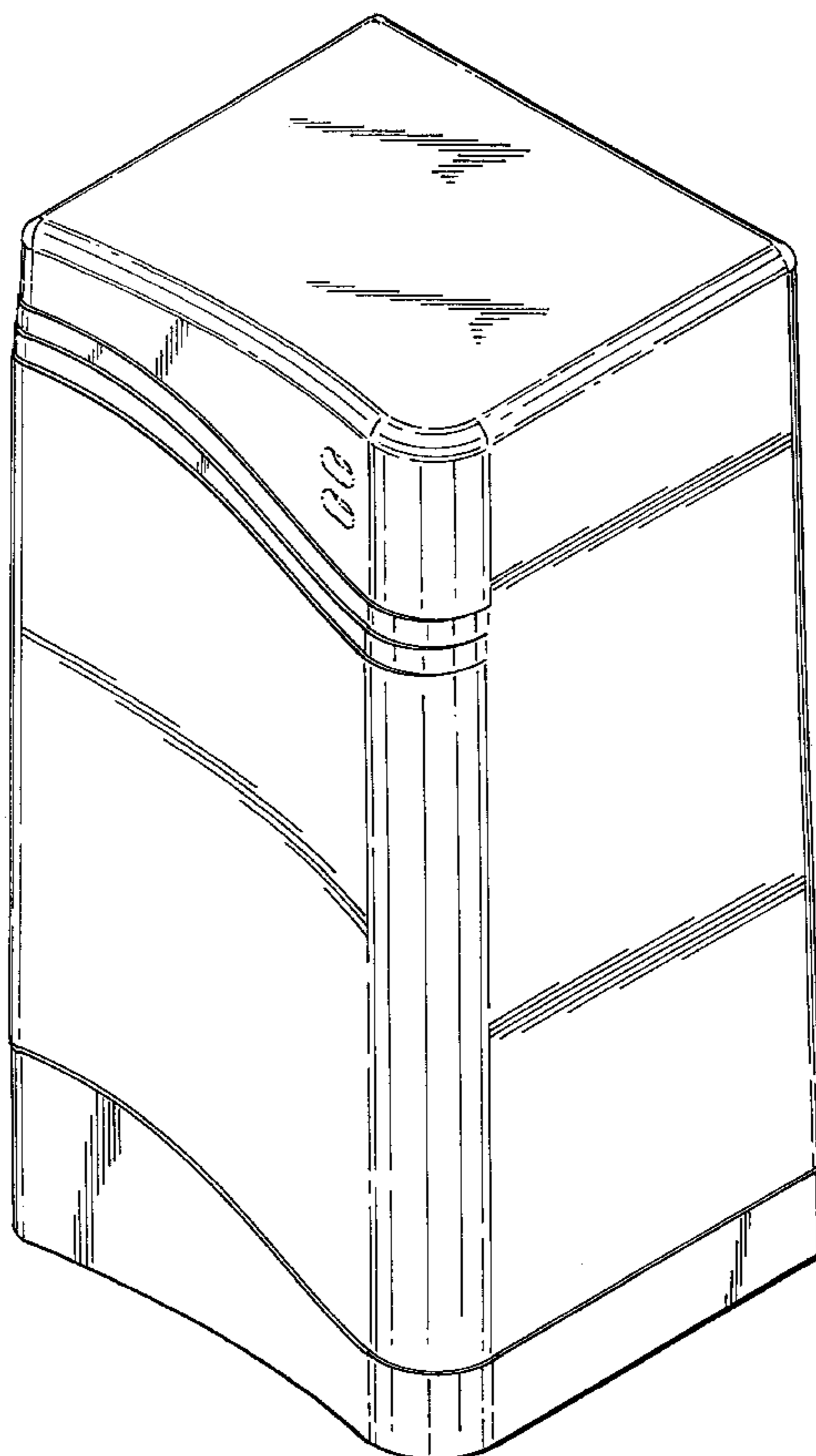
The ornamental design for a filtration apparatus, as shown and described.

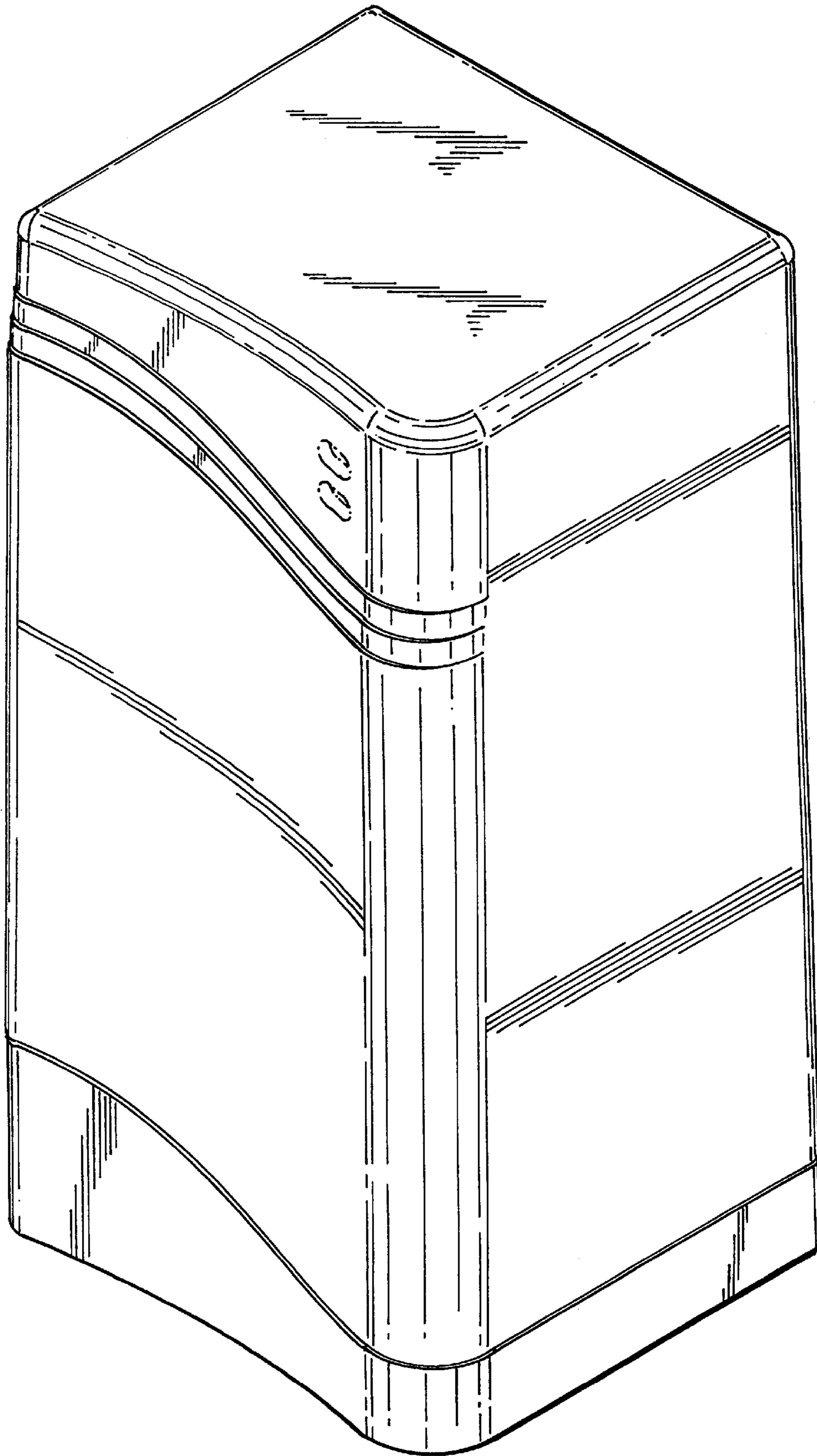
**DESCRIPTION**

FIG. 1 is a perspective view of the apparatus of the subject invention;  
 FIG. 2 is a top plan view of the apparatus of the subject invention;  
 FIG. 3 is a bottom plan view of the apparatus of the subject invention;  
 FIG. 4 is a front elevational view of the apparatus of the subject invention;  
 FIG. 5 is a left side elevational view of the apparatus of the subject invention;  
 FIG. 6 is a right side elevational view of the apparatus of the subject invention; and,  
 FIG. 7 is a rear elevational view of the apparatus of the subject invention.

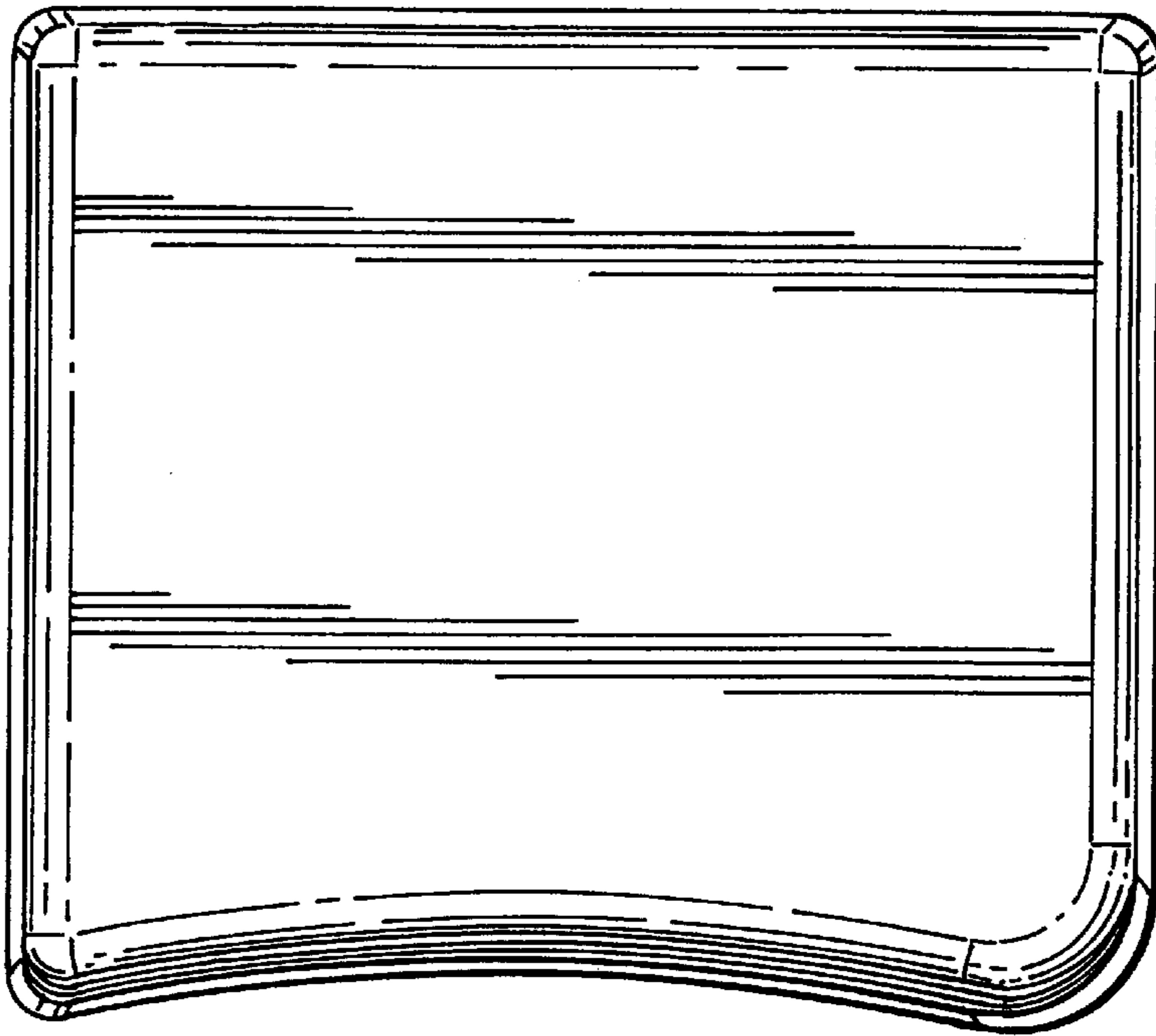
The broken lines appearing in the figures are provided for illustrative purposes only and do not form any part of the claimed filtration apparatus design.

**1 Claim, 6 Drawing Sheets**

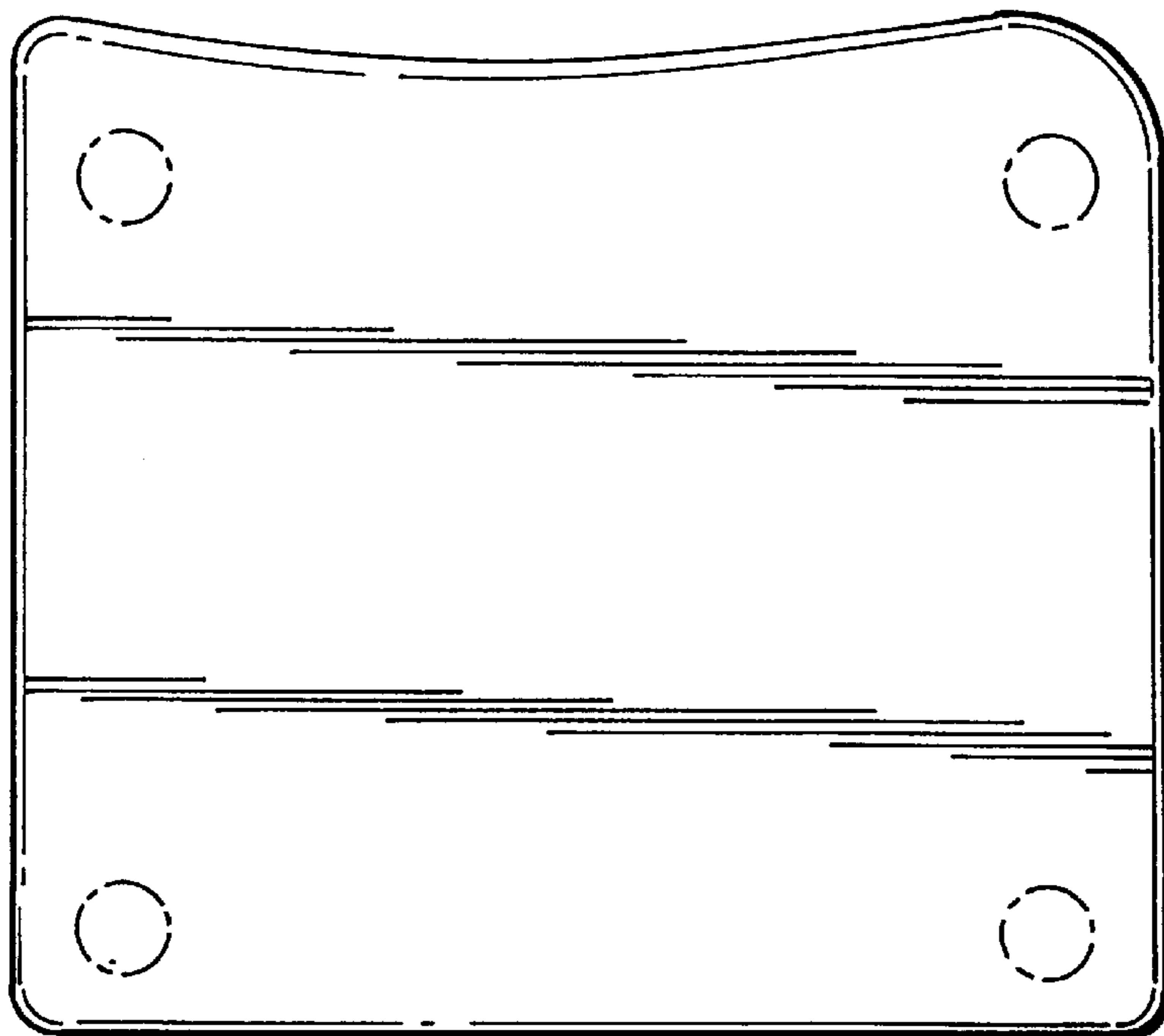





**Fig. 1**




**Fig. 2**




**Fig. 3**



**Fig. 4**

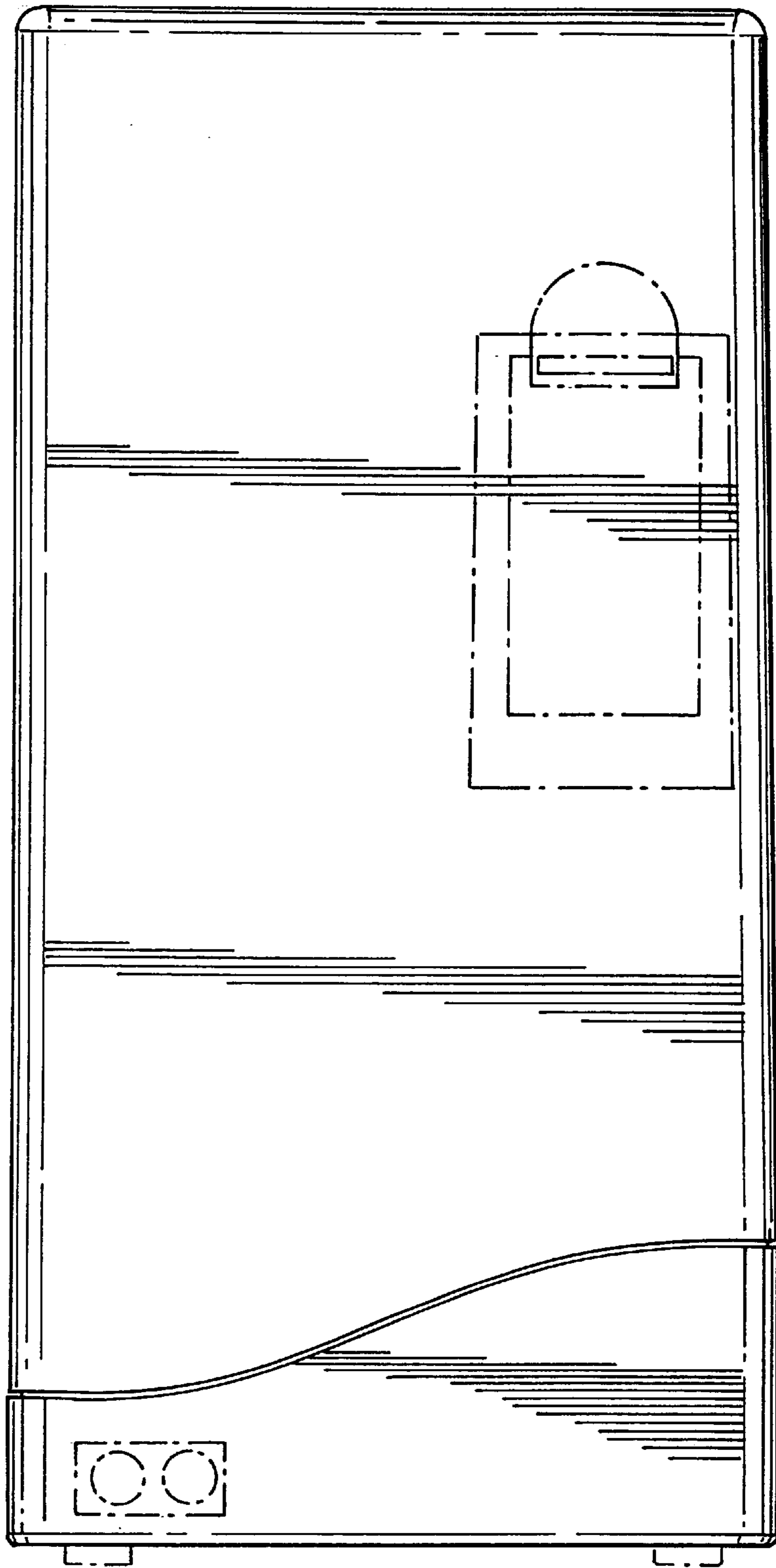


**Fig. 5**



**Fig. 6**





**Fig. 7**