



US00D413952S

United States Patent [19]
Oyer

[11] **Patent Number: Des. 413,952**

[45] **Date of Patent: ** Sep. 14, 1999**

[54] **GOLF CLUB HEAD**

[75] Inventor: **Ernest Lee Oyer**, Chuluota, Fla.

[73] Assignee: **GIC Gold Company, Inc.**, Orlando, Fla.

[**] Term: **14 Years**

[21] Appl. No.: **29/072,505**

[22] Filed: **Jun. 19, 1997**

Related U.S. Application Data

[63] Continuation-in-part of application No. 29/045,116, Oct. 10, 1995, Pat. No. Des. 382,612.

[51] **LOC (6) Cl.** **21-02**

[52] **U.S. Cl.** **D21/752; D21/733**

[58] **Field of Search** **D21/733, 752; 473/324, 327, 328, 345, 346**

[56] **References Cited**

U.S. PATENT DOCUMENTS

D. 382,612 8/1997 Oyer D21/752
5,586,949 12/1996 Aizawa 473/345

Primary Examiner—Mitchell I. Siegel

Attorney, Agent, or Firm—Allen, Dyer, Doppelt, Milbrath & Gilchrist, P.A.

[57] **CLAIM**

The ornamental design for a golf club head, as shown and described.

DESCRIPTION

FIG. 1 is a top, left perspective view of a golf club head showing my new design;

FIG. 2 is a top plan view thereof;

FIG. 3 is a bottom plan view thereof;

FIG. 4 is a front elevational view thereof;

FIG. 5 is a rear elevational view thereof;

FIG. 6 is a left side elevational view thereof;

FIG. 7 is a right side elevational view thereof;

FIG. 8 is a top, left perspective view of a second embodiment of FIG. 1;

FIG. 9 is a top plan view thereof;

FIG. 10 is a bottom plan view thereof;

FIG. 11 is a front elevational view thereof;

FIG. 12 is a rear elevational view thereof;

FIG. 13 is a left side elevational view thereof;

FIG. 14 is a right side elevational view thereof;

FIG. 15 is a top, left perspective view of a third embodiment of FIG. 1;

FIG. 16 is a top plan view thereof;

FIG. 17 is a bottom plan view thereof;

FIG. 18 is a front elevational view thereof;

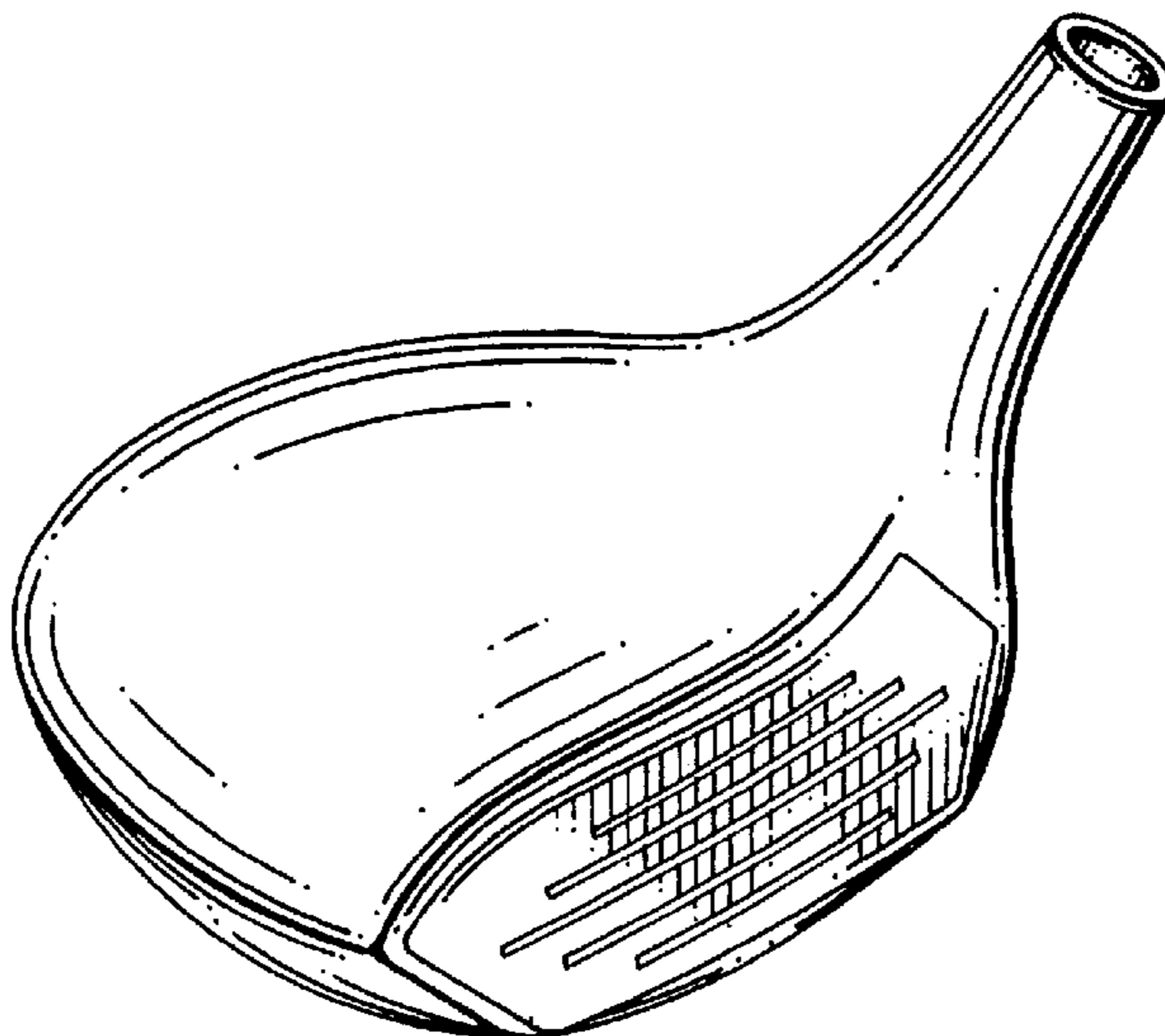
FIG. 19 is a rear elevational view thereof;

FIG. 20 is a left side elevational view thereof; and,

FIG. 21 is a right side elevational view thereof.

The broken line drawing in FIGS. 15–21 is for illustration only and forms no part of the claimed invention.

1 Claim, 3 Drawing Sheets



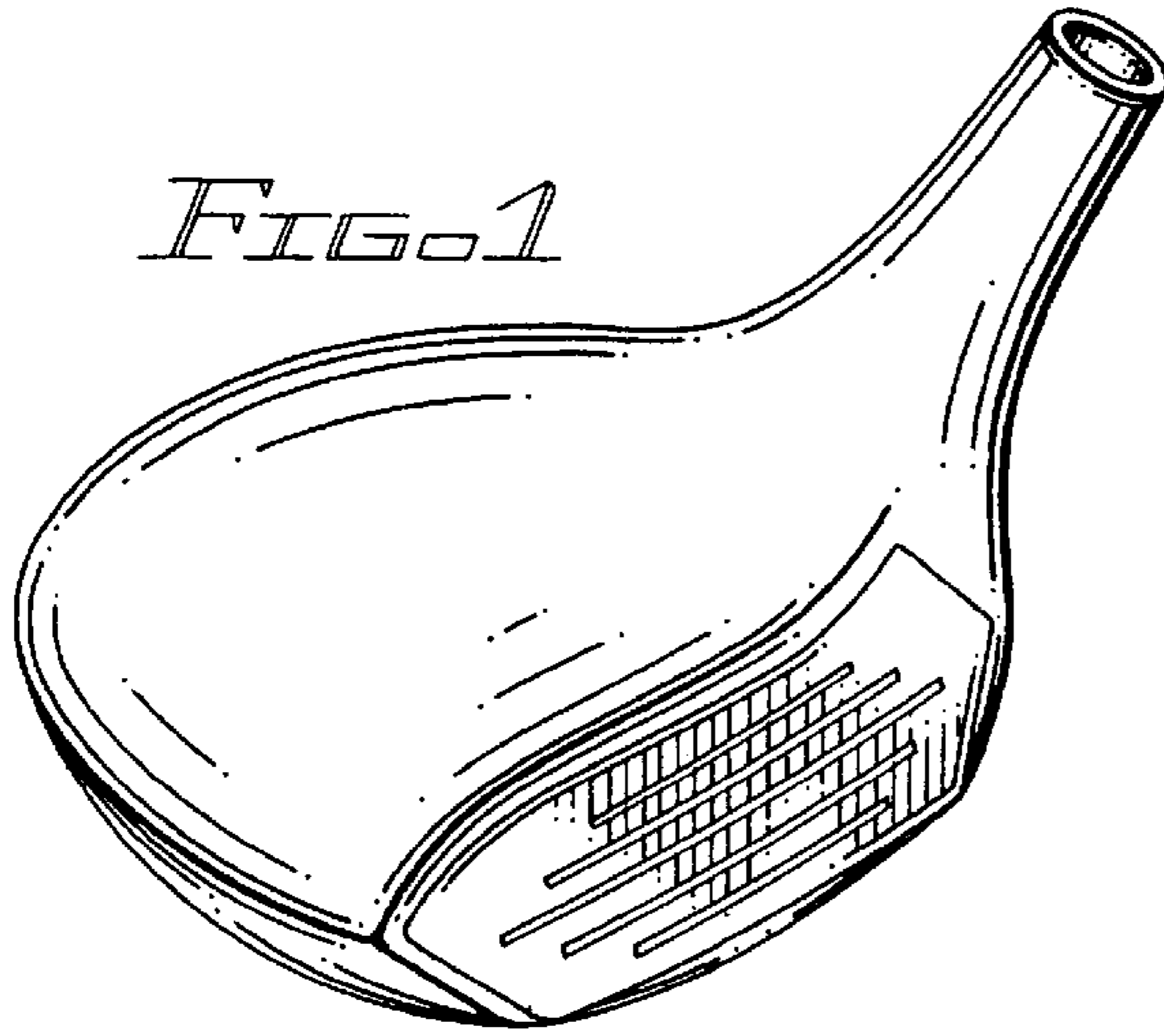


FIG. 2




FIG. 4

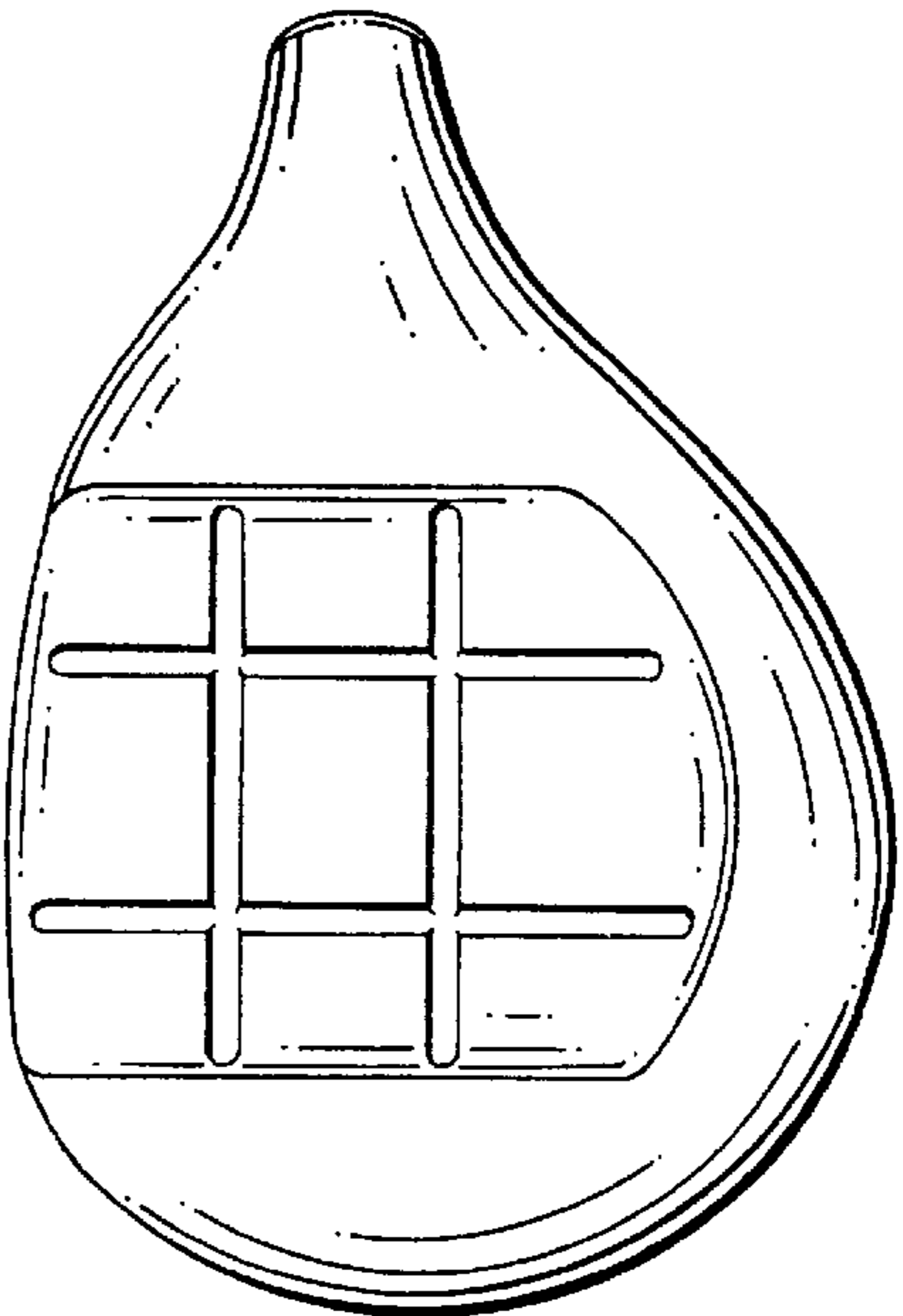



FIG. 5




FIG. 6

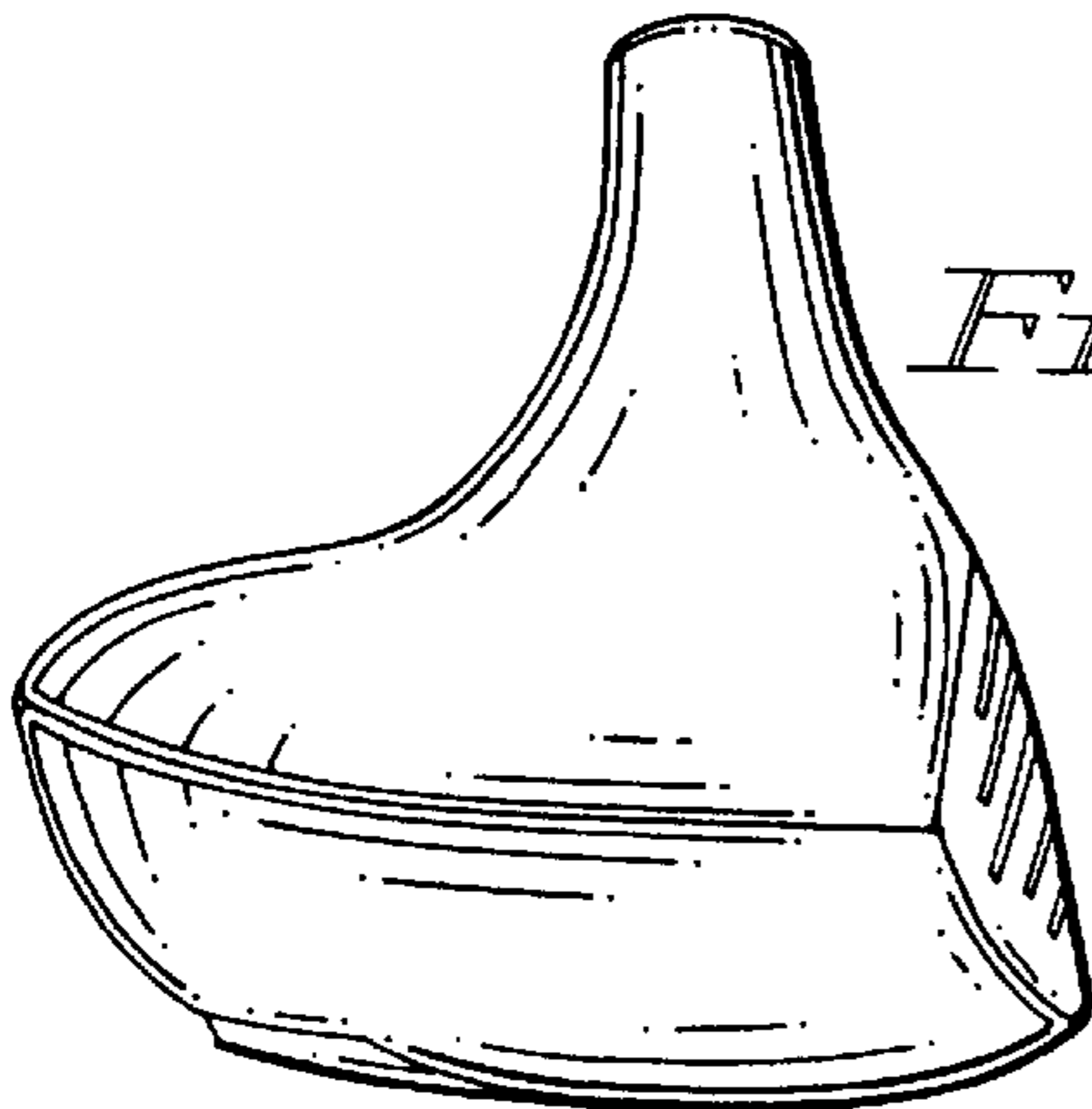


FIG. 7

