



US00D413949S

United States Patent [19]

Oudemool et al.

[11] Patent Number: Des. 413,949

[45] Date of Patent: ** *Sep. 14, 1999

[54] **GOALIE TARGET**

[76] Inventors: **Todd D. Oudemool**, 6239 Gillie Brook Rd., Memphis, N.Y. 13112; **Steven K. Schabel**, 4 Lawrence Rd., Randolph, N.J. 07869

[*] Notice: This patent is subject to a terminal disclaimer.

[**] Term: **14 Years**

[21] Appl. No.: **29/088,477**

[22] Filed: **May 26, 1998**

[51] **LOC (6) Cl.** **21-99**

[52] **U.S. Cl.** **D21/705**

[58] **Field of Search** D21/699, 705; 473/446, 478

[56] **References Cited**

U.S. PATENT DOCUMENTS

D. 309,486	7/1990	Guenette et al.	D21/705
D. 387,110	12/1997	Thiel et al.	D21/699
D. 387,111	12/1997	Delegrade	D21/699
3,840,228	10/1974	Greaney	473/446
3,856,298	12/1974	Franiti	473/446
4,489,940	12/1984	Amundson	473/446

4,921,257	5/1990	Heller	473/446
5,238,243	8/1993	Grispi	473/446
5,509,650	4/1996	MacDonald	473/446
5,582,404	12/1996	Parzino	473/446

OTHER PUBLICATIONS

Lax World Lacrosse Catalog, p. 17.

Primary Examiner—Ted Shooman
Assistant Examiner—Richelle Shelton
Attorney, Agent, or Firm—Trapani & Molldrem

[57] **CLAIM**

The ornamental design for a goalie target, as shown and described.

DESCRIPTION

FIG. 1 is a front elevation view of a goalie target showing our new design;
FIG. 2 is a top plan view thereof;
FIG. 3 is a bottom plan view thereof;
FIG. 4 is a rear elevation view thereof;
FIG. 5 is a left side elevation view thereof; and,
FIG. 6 is a right side elevation view thereof.
The broken lines showing the frame of a goal is for illustrative purposes only, and forms no part of the claimed design.

1 Claim, 3 Drawing Sheets

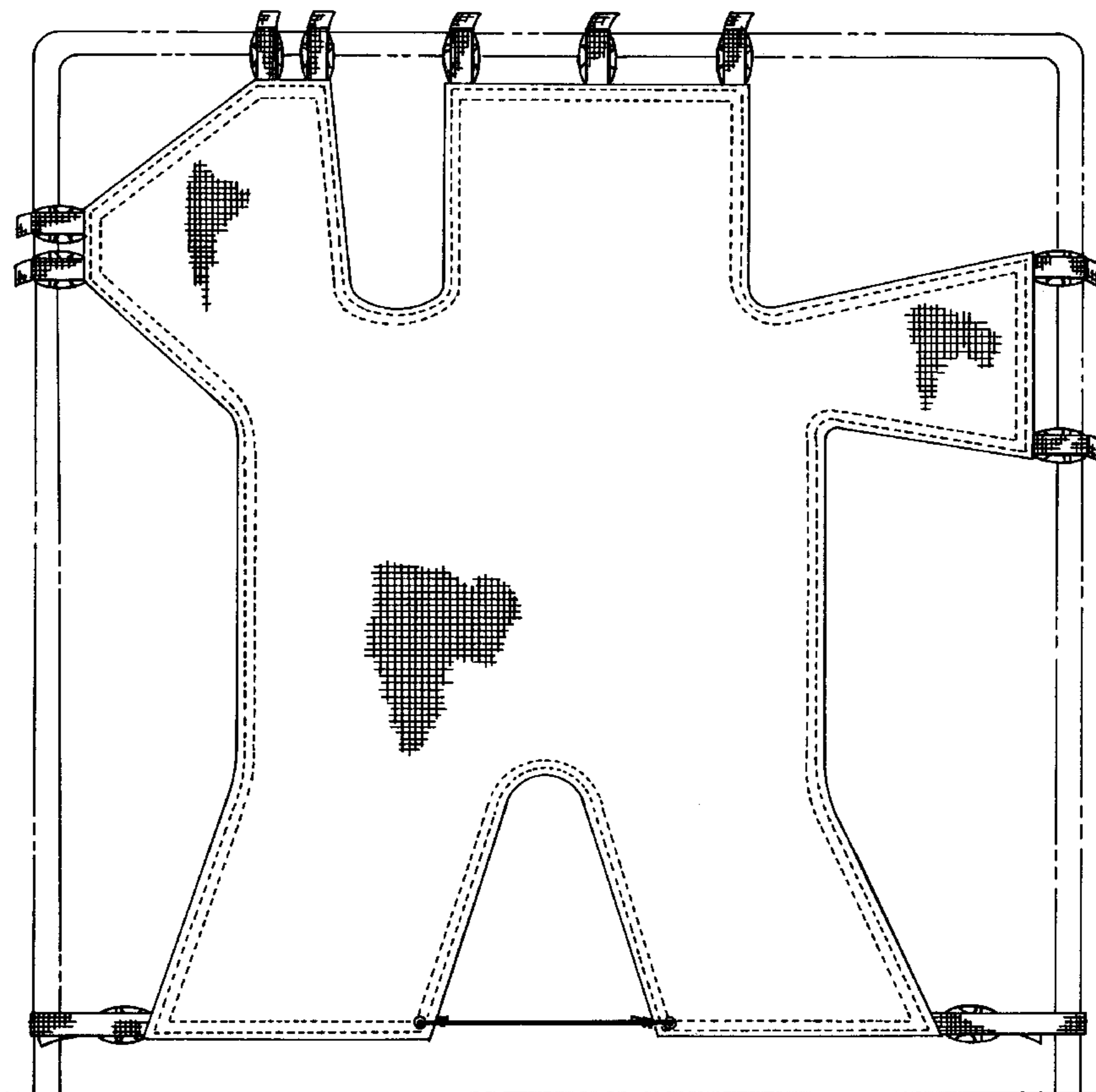




FIG. 2

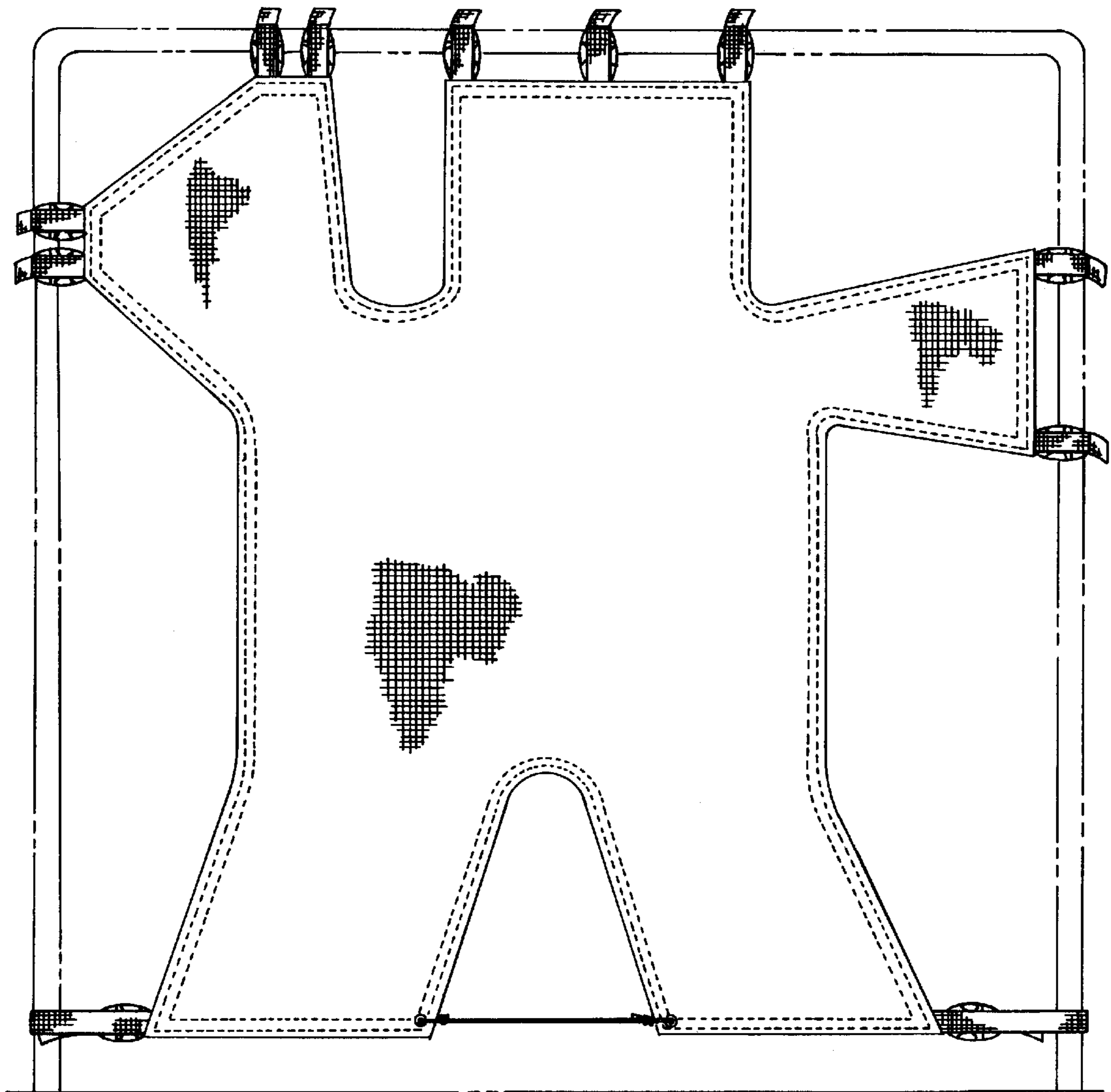


FIG. 1



FIG. 3

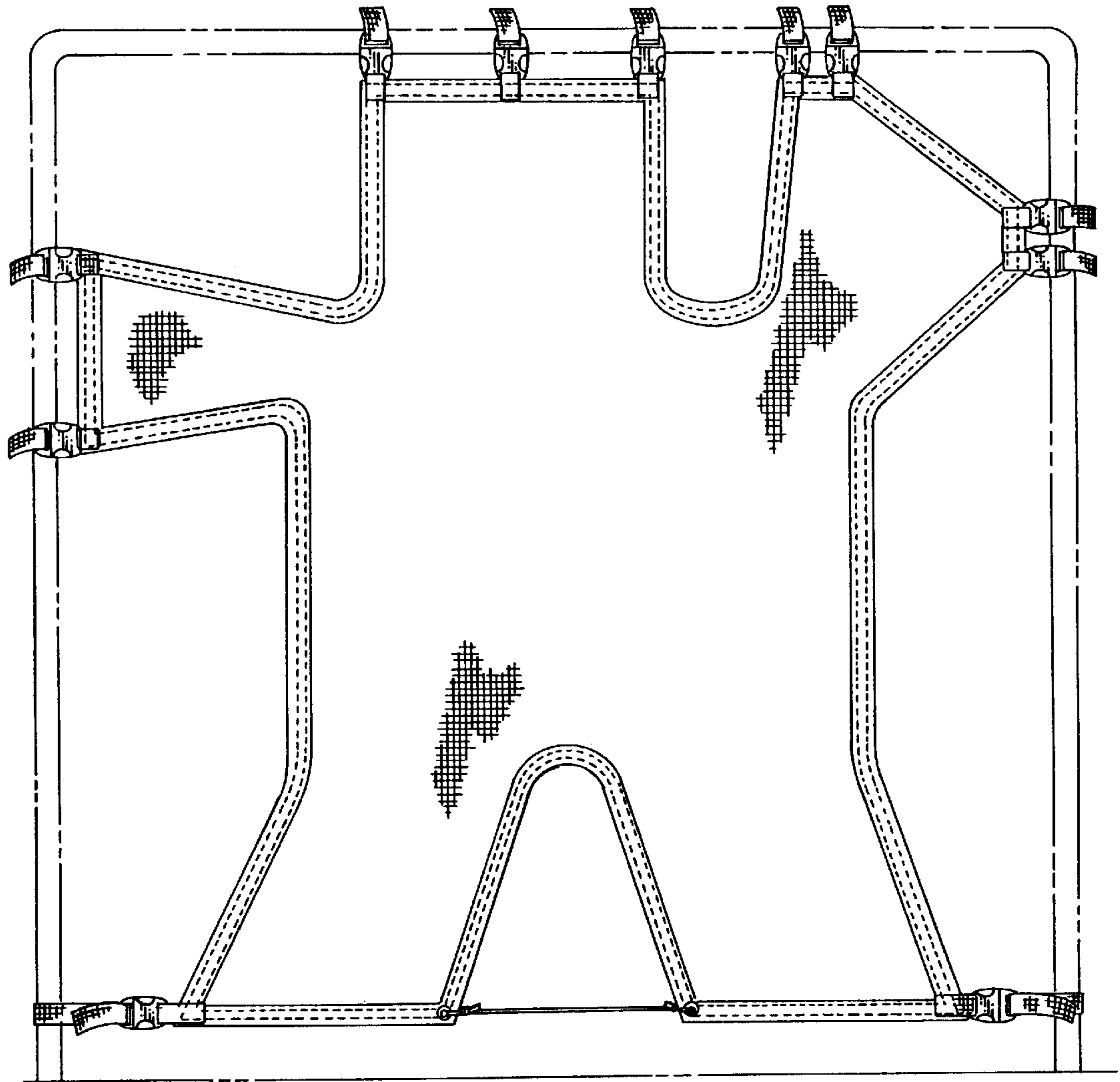


FIG. 4




FIG. 5

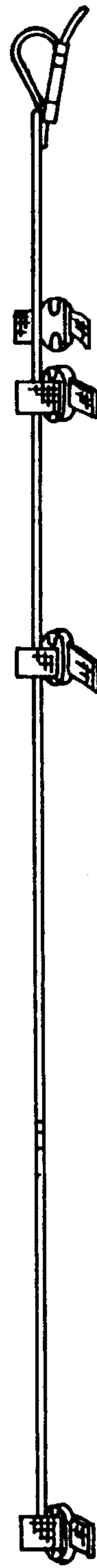


FIG. 6