



US00D413929S

# United States Patent [19]

Hartmann et al.

[11] Patent Number: **Des. 413,929**

[45] Date of Patent: **\*\* Sep. 14, 1999**

[54] **DASHBOARD NOTE PAD**

[75] Inventors: **Jerome J. Hartmann**, Carlisle;  
**Thomas R. Steinhagen**, West Des Moines, both of Iowa

[73] Assignee: **Cobbs Manufacturing Company**, Des Moines, Iowa

[\*\*] Term: **14 Years**

[21] Appl. No.: **29/078,508**

[22] Filed: **Oct. 28, 1997**

[51] **LOC (6) Cl.** ..... **19-02**

[52] **U.S. Cl.** ..... **D19/88; D19/78; D19/90; D12/415**

[58] **Field of Search** ..... D19/26, 36, 75, D19/78, 86, 88, 90, 91, 99, 100; 248/441.1, 442.2, 447.1, 448, 450, 451, 452, 206.2, 206.3; 40/341, 336; 281/15.1, 32; D12/415

[56] **References Cited**

**U.S. PATENT DOCUMENTS**

D. 330,915 11/1992 Shing-Wai ..... D19/88

D. 331,263 11/1992 Shing-Wai ..... D19/88  
D. 337,616 7/1993 Stahel et al. .... D19/78 X  
D. 338,497 8/1993 Stahel et al. .... D19/90 X  
D. 384,375 9/1997 Marguerie ..... D19/78  
1,344,498 6/1920 Fox ..... 281/44  
1,482,659 2/1924 Oswald ..... 281/30 X

*Primary Examiner*—Martie Thompson

[57] **CLAIM**

The ornamental design for a dashboard note pad, as shown.

**DESCRIPTION**

FIG. 1 is a front elevational view of the dashboard note pad.  
FIG. 2 is a top view thereof.  
FIG. 3 is a left end view thereof.  
FIG. 4 is a right end view thereof.  
FIG. 5 is a rear elevational view thereof.  
FIG. 6 is a bottom view thereof; and,  
FIG. 7 is a front perspective view thereof.

**1 Claim, 2 Drawing Sheets**




Fig 1




Fig 2

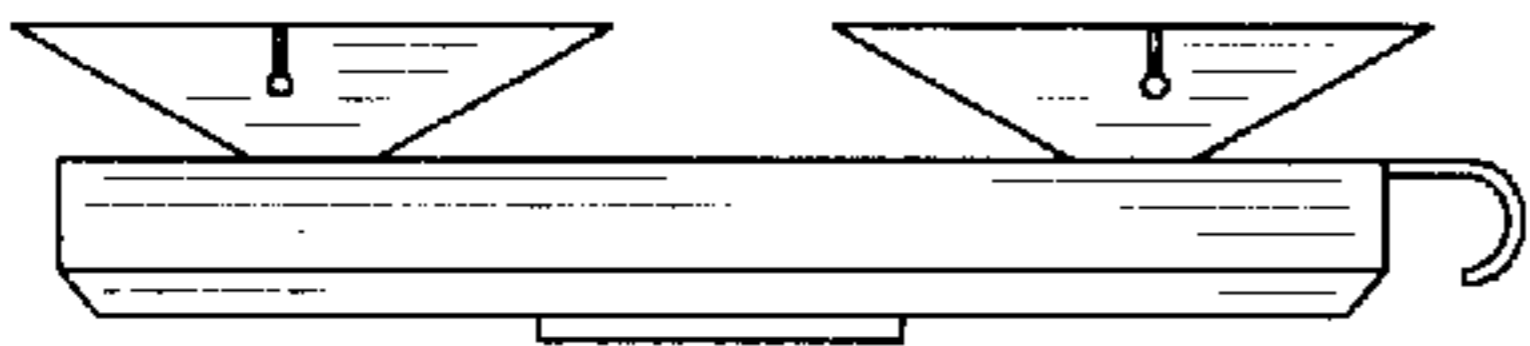
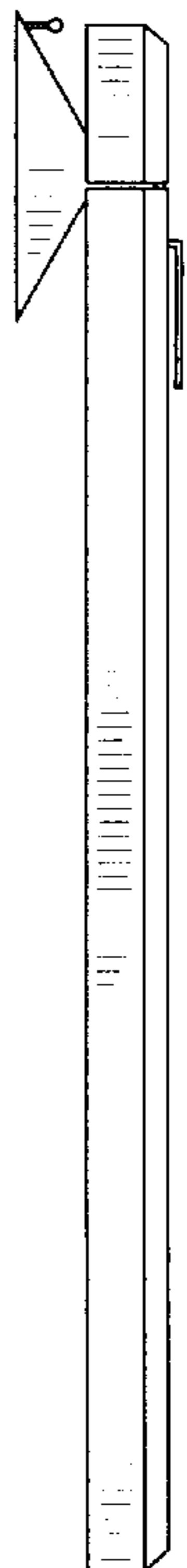
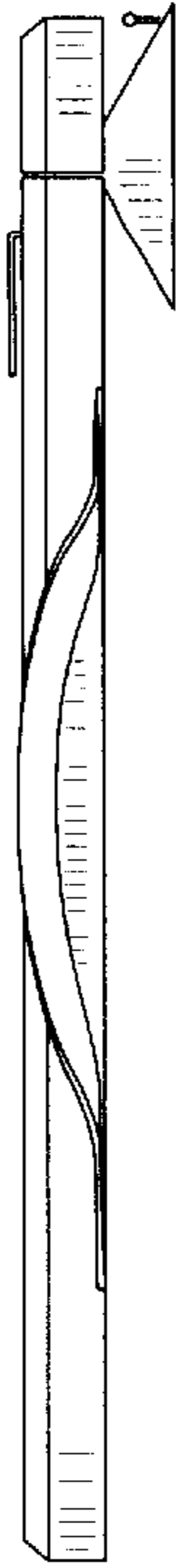



Fig 3



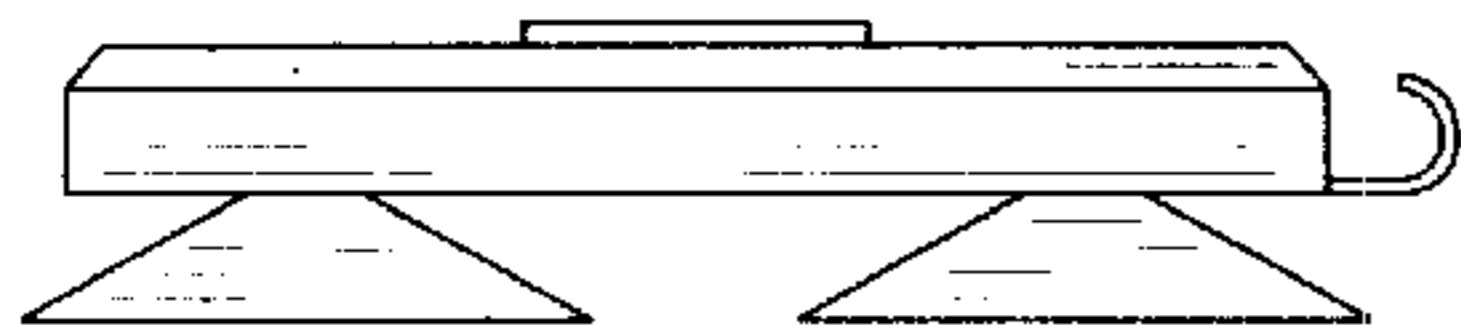
*Fig 4*



*Fig 5*



*Fig 6*



*Fig 7*

