



US00D413927S

United States Patent [19] Izushima

[11] **Patent Number: Des. 413,927**

[45] **Date of Patent: ** Sep. 14, 1999**

[54] **WRITING INSTRUMENT**

[75] Inventor: **Hikomichi Izushima**, Kawagoe, Japan

[73] Assignee: **Kotobuki & Co., Ltd.**, Kyoto, Japan

[**] Term: **14 Years**

[21] Appl. No.: **29/097,636**

[22] Filed: **Dec. 10, 1998**

D. 338,039	8/1993	Takahashi	D19/51
D. 355,673	2/1995	Takahashi	D19/48
D. 375,525	11/1996	Gacia	D19/51
D. 402,693	12/1998	Sunaga	D19/55 X
1,353,215	9/1920	Campbell	15/432

Primary Examiner—Martie K. Holtje
Attorney, Agent, or Firm—McGinn & Gibb, P.C.

Related U.S. Application Data

[62] Division of application No. 29/091,432, Jul. 29, 1998.

Foreign Application Priority Data

Mar. 17, 1998	[JP]	Japan	10-7379
Mar. 17, 1998	[JP]	Japan	10-7380

[51] **LOC (6) Cl.** **19-06**

[52] **U.S. Cl.** **D19/48; D19/51; D19/53; D19/55; D19/49**

[58] **Field of Search** D19/35, 36, 41-51, D19/53-58, 81-85; 401/6, 7, 88, 99, 100, 103, 110, 111, 209; 15/105.51, 424-434

References Cited

U.S. PATENT DOCUMENTS

D. 240,817 8/1976 Funahashi D19/55

[57] CLAIM

The ornamental design for a writing instrument, as shown and described.

DESCRIPTION

FIG. 1 is a front elevational view of a writing instrument of the present invention;

FIG. 2 is a right side elevational view, the left side being a mirror image thereof;

FIG. 3 is a rear elevational view thereof;

FIG. 4 is a top plan view thereof;

FIG. 5 is a bottom plan view thereof; and,

FIG. 6 is a front perspective view with the writing tip being projected outward and the eraser member being extended.

1 Claim, 2 Drawing Sheets

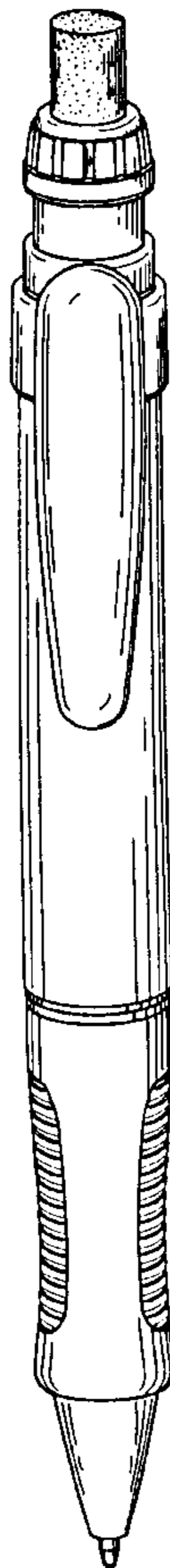


FIG. 5




FIG. 4

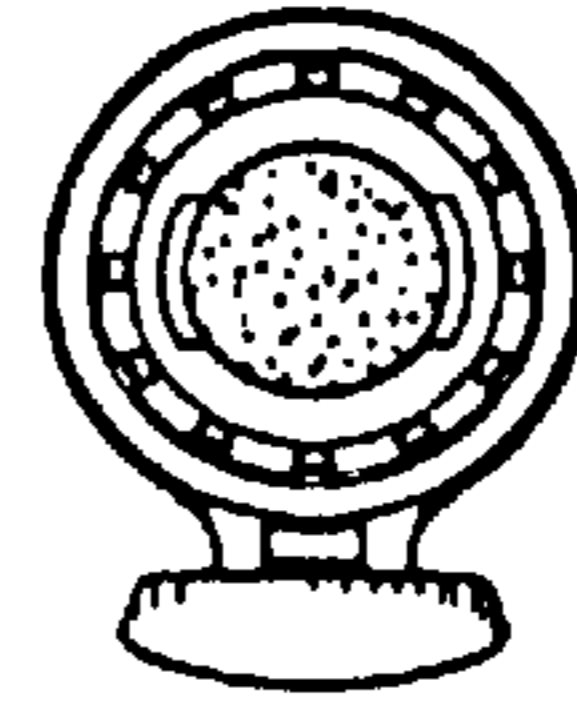


FIG. 2




FIG. 1




FIG. 3




FIG. 6

