



US00D413917S

# United States Patent [19]

Tatsumi

[11] Patent Number: Des. 413,917

[45] Date of Patent: \*\* Sep. 14, 1999

[54] ELECTRONIC KEYBOARD MUSICAL INSTRUMENT

D. 345,574	3/1994	Mizushima	.....	D17/1
D. 372,930	8/1996	Mura	.....	D17/1
5,157,213	10/1992	Kashio et al.	.....	84/644

[75] Inventor: Keizo Tatsumi, Hamamatsu, Japan

[73] Assignee: Yamaha Corporation, Japan

[\*\*] Term: 14 Years

[21] Appl. No.: 29/092,016

[22] Filed: Aug. 11, 1998

### [30] Foreign Application Priority Data

Feb. 13, 1998 [JP] Japan ..... 10-003684

[51] LOC (6) Cl. .... 17-01

[52] U.S. Cl. .... D17/1; D17/5

[58] Field of Search ..... D17/1, 2, 5, 6, D17/7, 9; D21/405; 84/174-177, 423, 428, 644, 670, 719, 744, DIG. 7

### [56] References Cited

#### U.S. PATENT DOCUMENTS

D. 312,651	12/1990	Yamawaki	.....	D17/1
D. 325,213	4/1992	Mizushima	.....	D17/1

### OTHER PUBLICATIONS

Yamaha Catalog, (PSS-790), Sep. 1992.

Primary Examiner—Adir Aronovich  
Attorney, Agent, or Firm—Ostrolenk, Faber, Gerb & Soffen, LLP

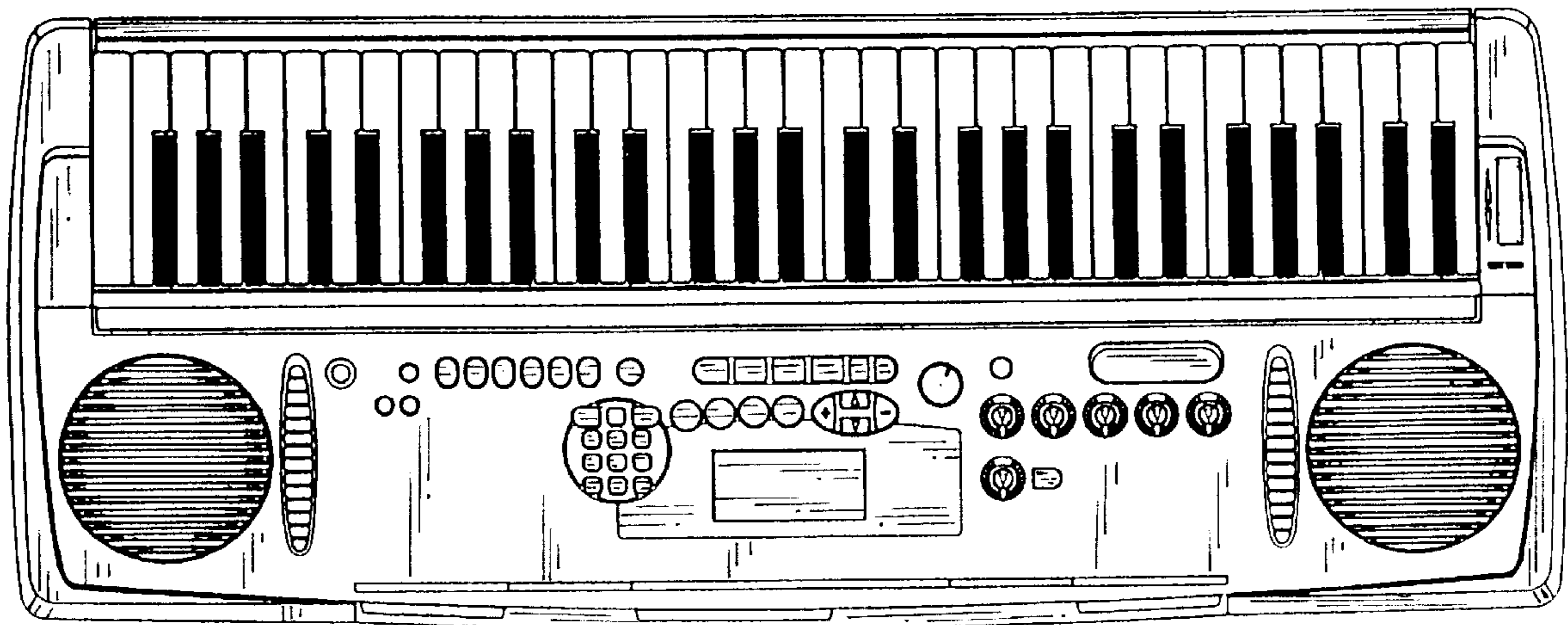
### [57] CLAIM

The ornamental design for an electronic keyboard musical instrument, as shown.

### DESCRIPTION

FIG. 1 is a top view of an electronic keyboard musical instrument;  
FIG. 2 is a front view thereof;  
FIG. 3 is a rear view thereof;  
FIG. 4 is a bottom view thereof;  
FIG. 5 is a left-side view thereof; and,  
FIG. 6 is a right-side view thereof.

1 Claim, 3 Drawing Sheets



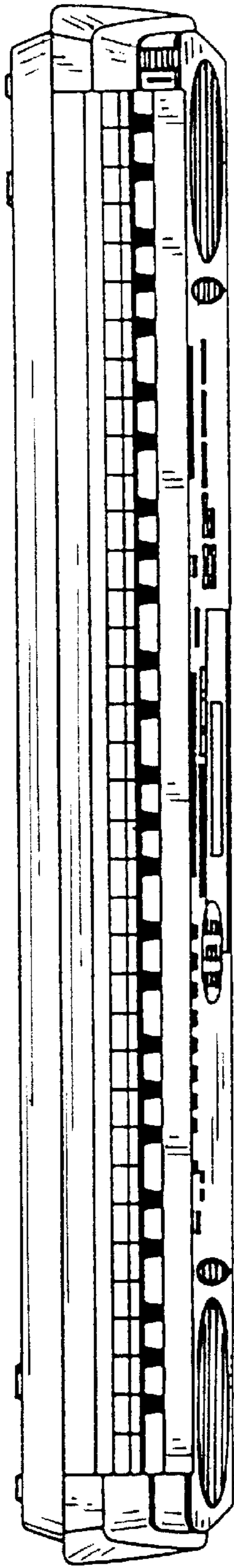


FIG. 1

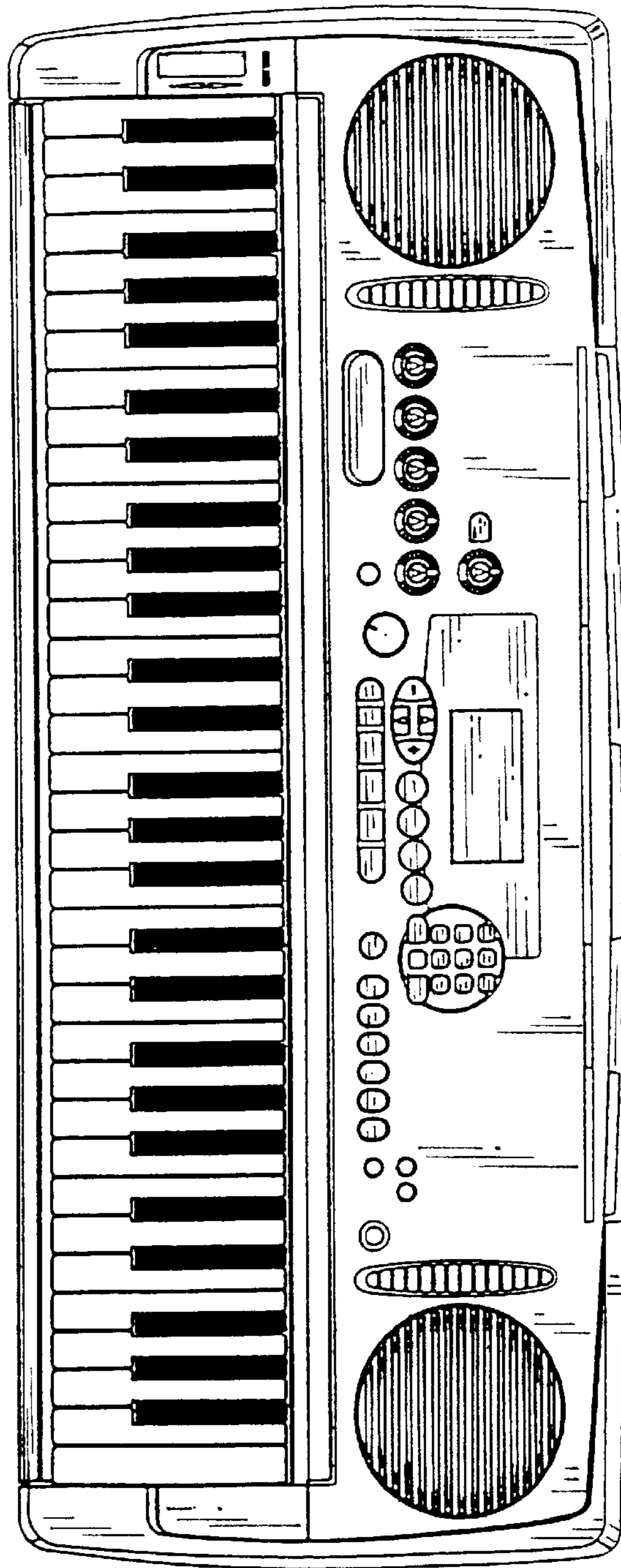


FIG. 2




FIG. 3

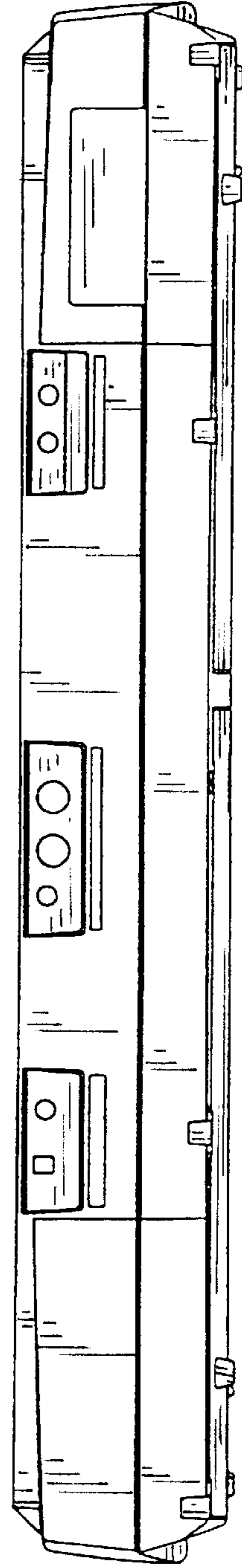


FIG. 4

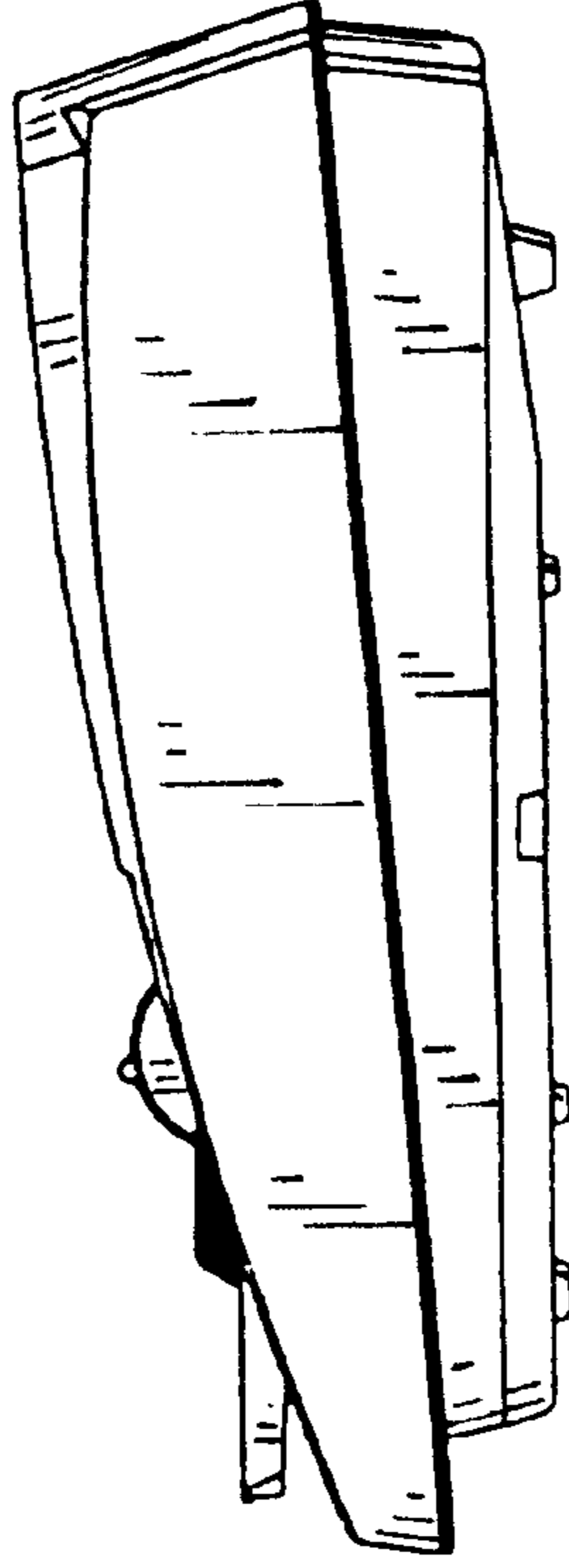


FIG. 6

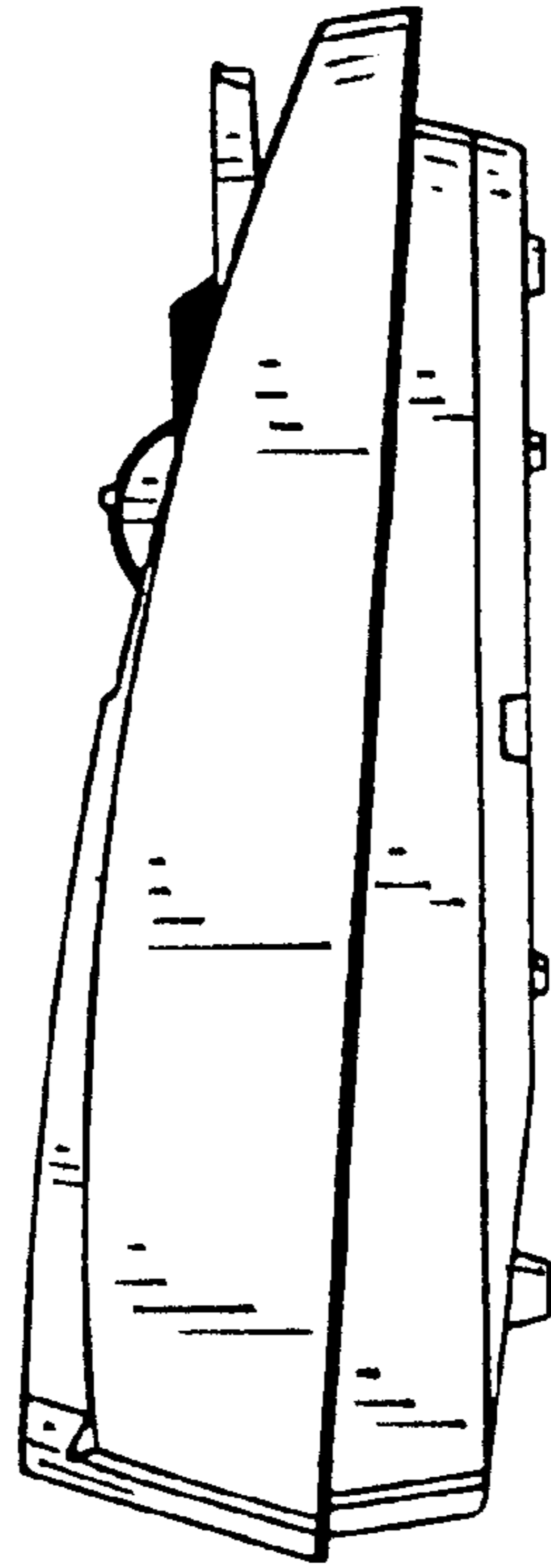


FIG. 5