



US00D413890S

**United States Patent** [19]  
**Eberbach**

[11] **Patent Number: Des. 413,890**

[45] **Date of Patent: \*\* Sep. 14, 1999**

[54] **LOUD SPEAKER**

[75] Inventor: **Steven J. Eberbach**, Ann Arbor, Mich.

[73] Assignee: **Howard Krausse**, Ann Arbor, Mich.

[\*\*] Term: **14 Years**

[21] Appl. No.: **29/097,777**

[22] Filed: **Dec. 14, 1998**

[51] **LOC (6) Cl.** ..... **14-01**

[52] **U.S. Cl.** ..... **D14/216**

[58] **Field of Search** ..... D14/204, 207,  
D14/209-216; 181/144-145, 147-148,  
153, 157, 198, 199; 381/24, 88, 153, 159,  
186, 188

[56] **References Cited**

**U.S. PATENT DOCUMENTS**

D. 317,919 7/1991 Kawanabe ..... D14/210 X

D. 369,356 4/1996 Olson ..... D14/214  
D. 385,279 10/1997 Diute ..... D14/216  
3,143,182 8/1964 Sears et al. .... 181/153

*Primary Examiner*—Nanda Bondade  
*Attorney, Agent, or Firm*—James M. Deimen

[57] **CLAIM**

The ornamental design for a loudspeaker, as shown and described.

**DESCRIPTION**

FIG. 1 is a perspective view of the Loudspeaker showing my new design;  
FIG. 2 is a front elevational view;  
FIG. 3 is a back elevational view;  
FIG. 4 is a top plan view;  
FIG. 5 is a bottom plan view;  
FIG. 6 is a left end view; and,  
FIG. 7 is a right end view.

**1 Claim, 2 Drawing Sheets**

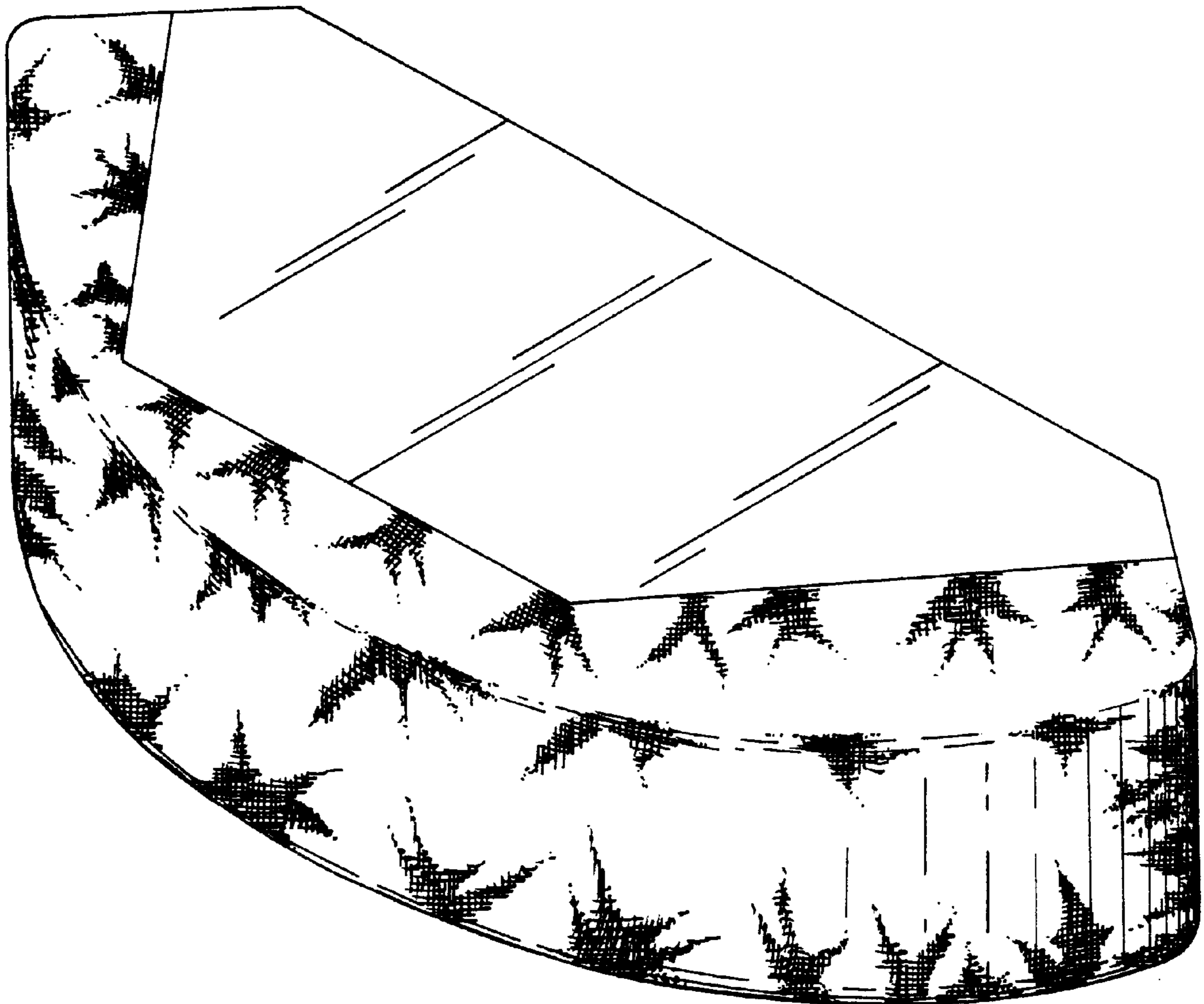


FIG 1




FIG 2




FIG 3

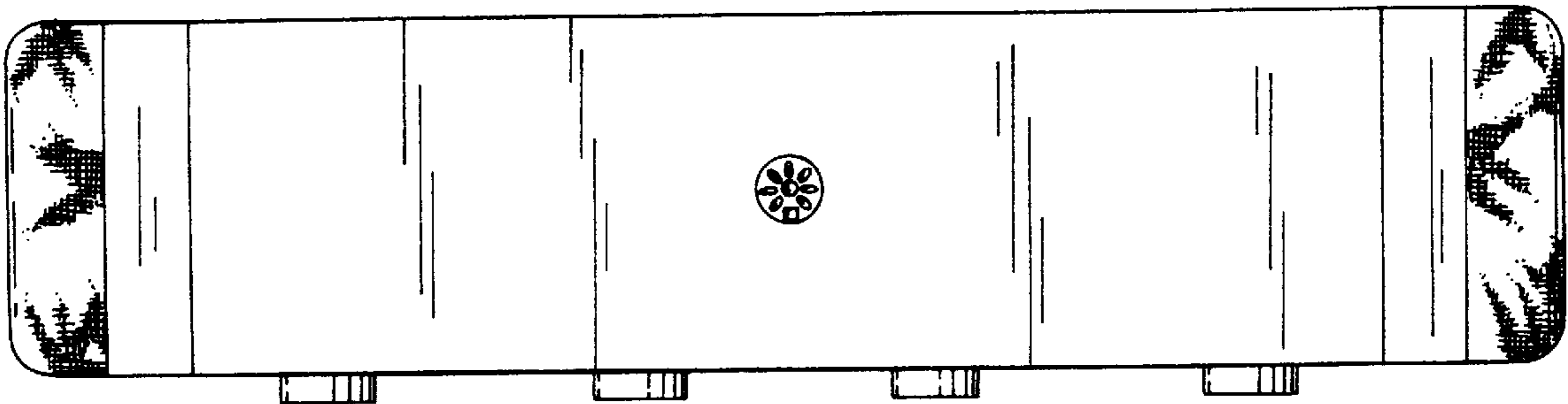


FIG 4

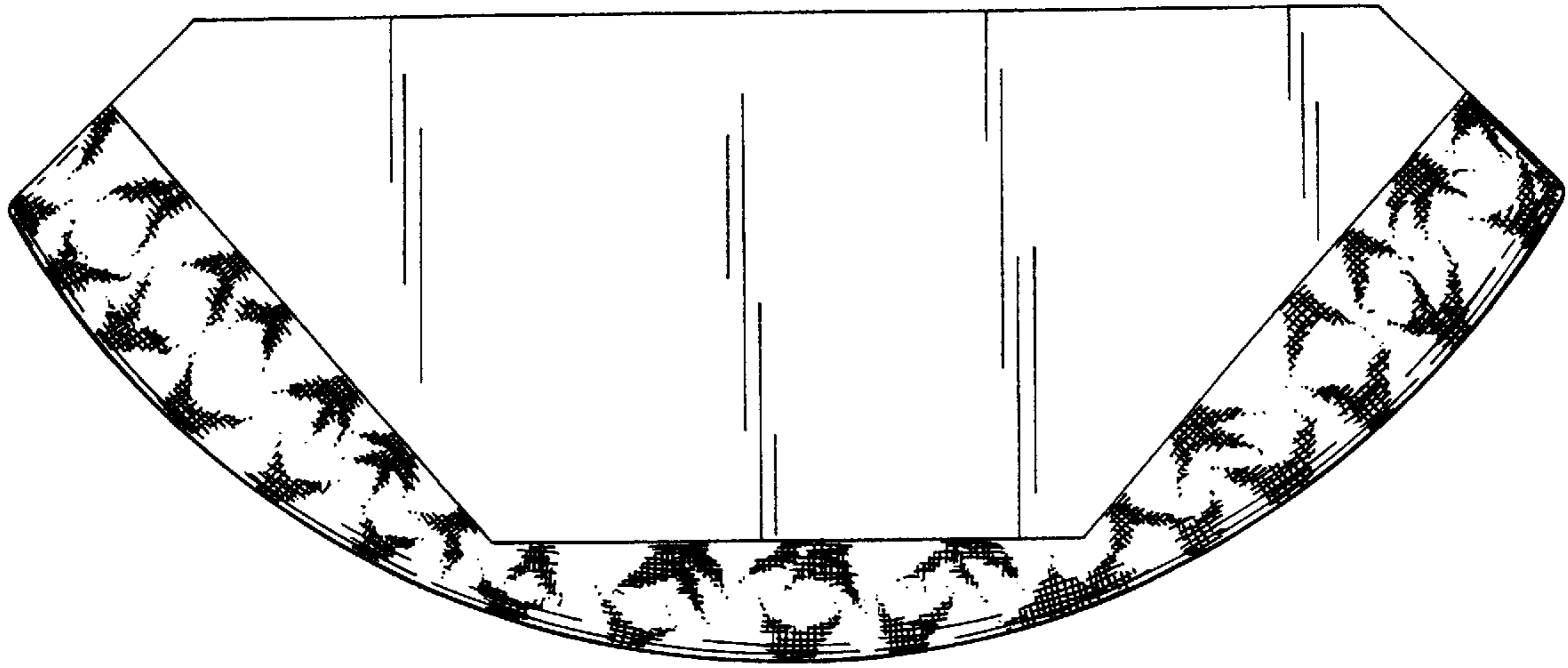


FIG 5

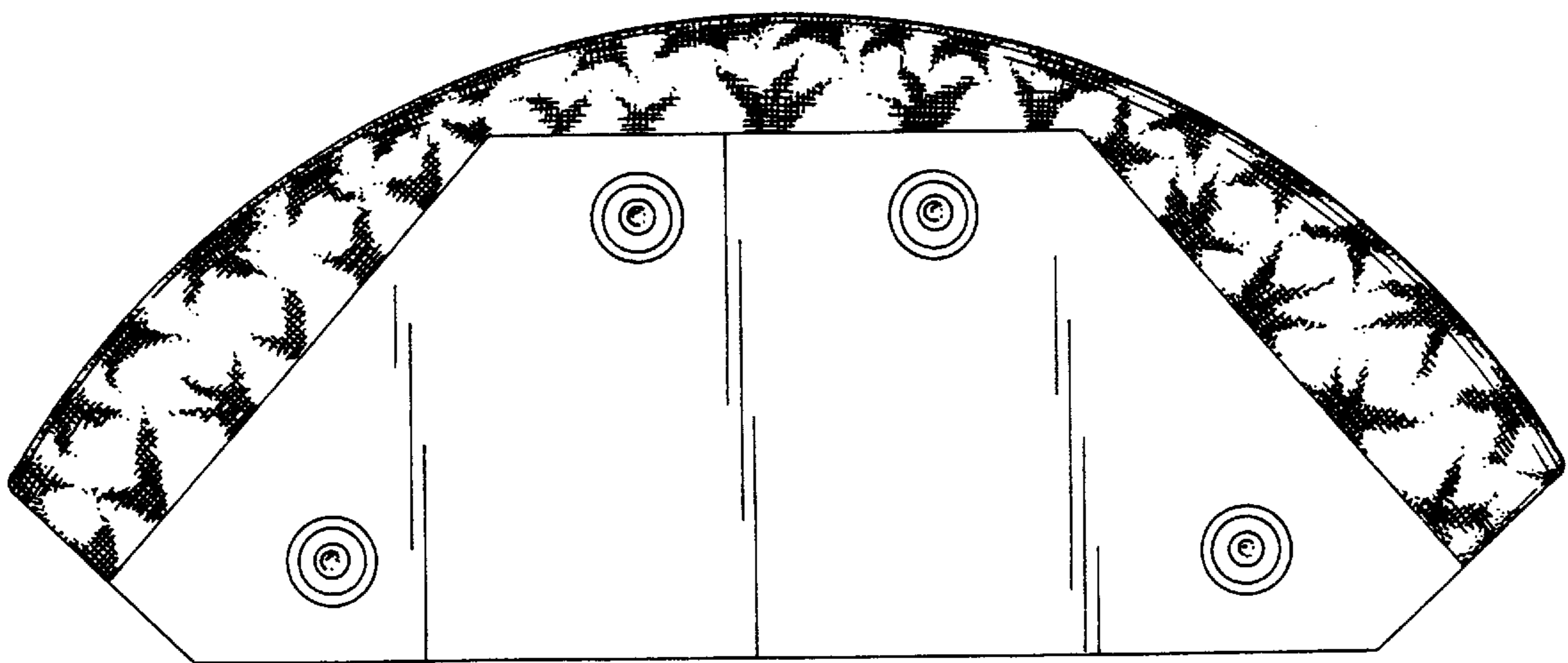


FIG 6




FIG 7

