



US00D413845S

United States Patent [19] Huang

[11] **Patent Number: Des. 413,845**

[45] **Date of Patent: ** Sep. 14, 1999**

[54] **DECORATIVE ACCESSORY FOR VEHICLES**

[75] Inventor: **Nan Huang Huang**, Rancho Palos Verdes, Calif.

[73] Assignee: **Grand General Accessories Manufacturing Inc.**, Compton, Calif.

[**] Term: **14 Years**

[21] Appl. No.: **29/092,604**

[22] Filed: **Aug. 24, 1998**

[51] **LOC (6) Cl.** **12-16**

[52] **U.S. Cl.** **D12/190; D99/27**

[58] **Field of Search** D12/190, 197, D12/199, 400; D99/27; D11/75, 96, 133, 175, 44; 362/121

[56] **References Cited**

U.S. PATENT DOCUMENTS

- D. 21,523 5/1892 Kain D11/96 X
- D. 70,964 8/1926 Land D11/96
- D. 72,090 3/1927 Eldred et al. D12/197
- D. 105,470 8/1937 Belove D11/44 X

- D. 113,222 2/1939 Fehr D99/27 X
- D. 114,015 3/1939 Farrington D99/27
- D. 126,597 4/1941 Brennan D99/27
- D. 156,025 11/1949 Mulholland D99/27 X
- 1,391,945 9/1921 Flagge 362/121
- 2,358,558 9/1944 Brennan D99/27 X

Primary Examiner—Doris V. Coles
Assistant Examiner—Stacia Sinuik
Attorney, Agent, or Firm—Thomas I. Rozsa; Tony D. Chen; Jerry Fong

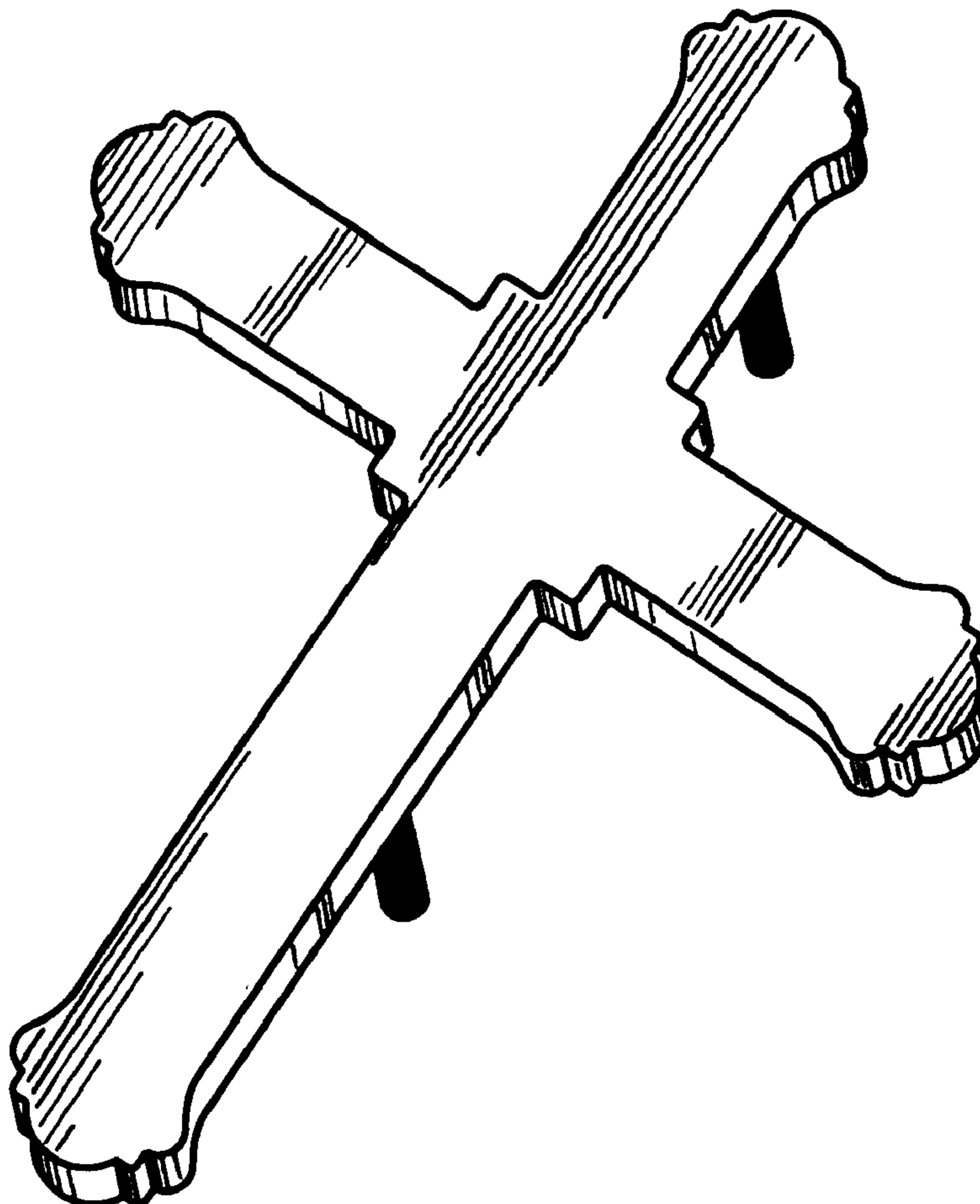
[57] **CLAIM**

The ornamental design for a decorative accessory for vehicles, as shown and described.

DESCRIPTION

FIG. 1 is a front perspective view of the decorative accessory for vehicles, showing my new design;
FIG. 2 is a front elevational view;
FIG. 3 is a rear elevational view;
FIG. 4 is a side elevational view, the other side being identical; and,
FIG. 5 is a top or bottom plan view.

1 Claim, 1 Drawing Sheet



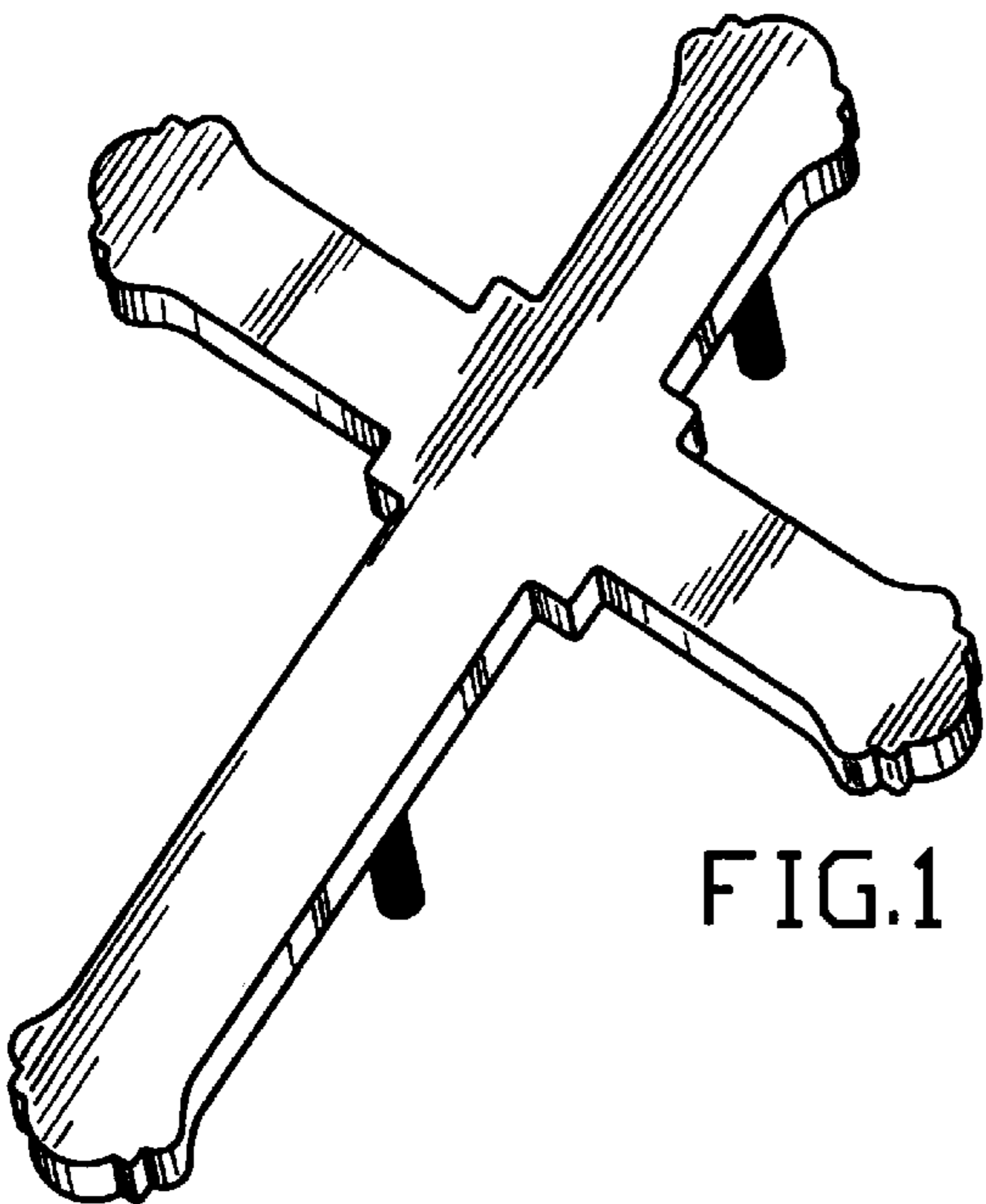


FIG. 1

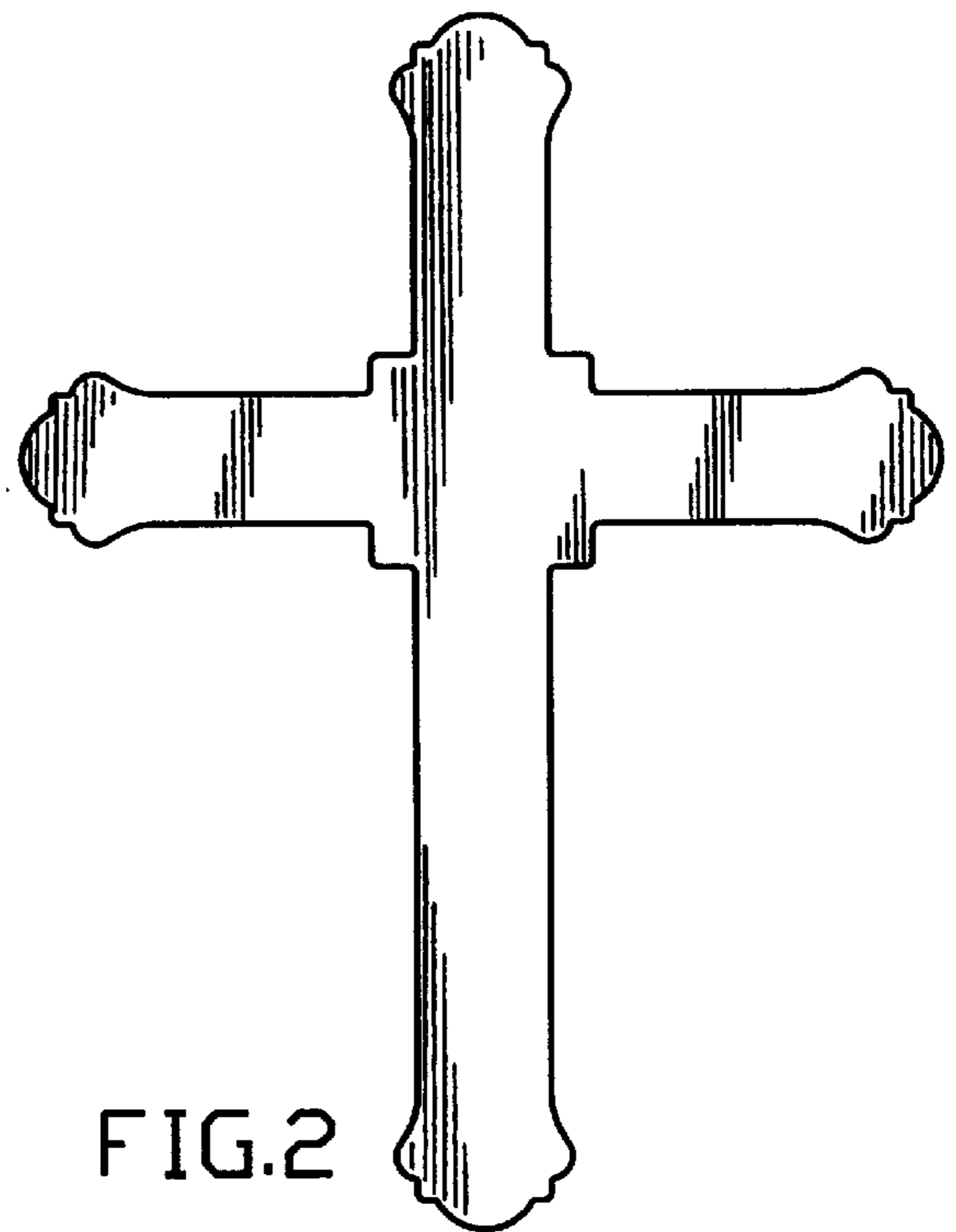


FIG. 2

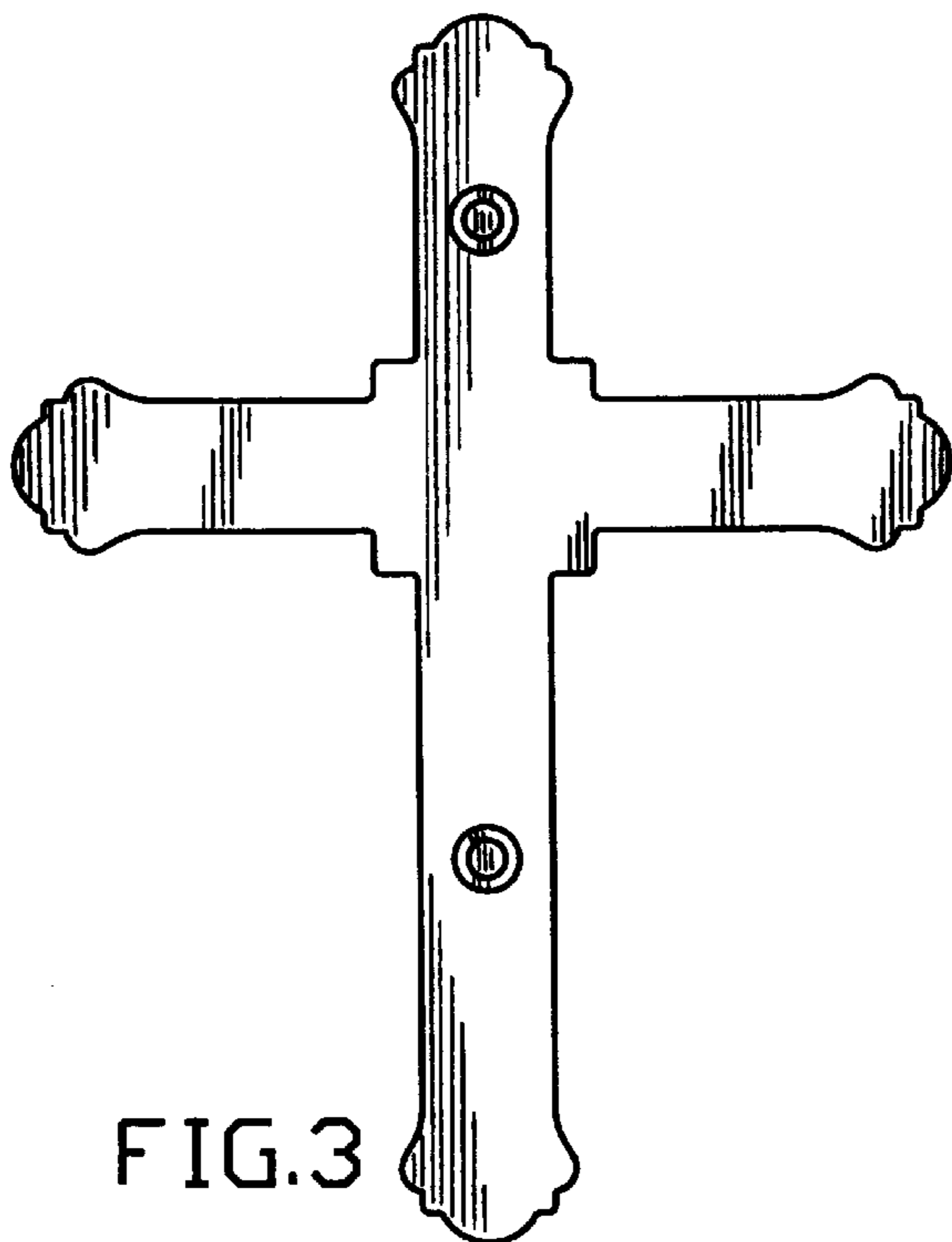


FIG. 3

FIG. 4




FIG. 5

