



US00D413837S

United States Patent [19]

Carlson et al.

[11] Patent Number: **Des. 413,837**

[45] Date of Patent: **** Sep. 14, 1999**

[54] **VEHICLE BODY**

[75] Inventors: **Kenneth L. Carlson**, Clawson, Mich.;
Micheal R. Castiglione, Carlsbad,
Calif.; **William A. Dayton**, Northville;
Darrel L. Morley, Birmingham, both
of Mich.

[73] Assignee: **Chrysler Corporation**, Auburn Hills,
Mich.

[**] Term: **14 Years**

[21] Appl. No.: **29/089,058**

[22] Filed: **Jun. 5, 1998**

[51] **LOC (6) Cl.** **12-08**

[52] **U.S. Cl.** **D12/92**

[58] **Field of Search** D12/90-92; 296/185

[56] **References Cited**

U.S. PATENT DOCUMENTS

D. 336,736	6/1993	Verduyn	D12/91
D. 345,324	3/1994	Bucci et al.	D12/92
D. 346,769	5/1994	Ackerman et al.	D12/92
D. 346,771	5/1994	Verduyn	D12/92
D. 354,459	1/1995	Honarkhan et al.	D12/92
D. 358,568	5/1995	Ackerman	D12/92
D. 370,876	6/1996	Santoro et al.	D12/92

D. 397,962	9/1998	Herner et al.	D12/92
D. 398,664	8/1998	Boniface et al.	D12/92
D. 399,790	10/1998	Boniface et al.	D12/92
D. 402,232	12/1998	Hayauchi et al.	D12/92

OTHER PUBLICATIONS

Co-pending patent application entitled "Vehicle Body",
Serial No. 29/075,989, filed Aug. 28, 1997.

Primary Examiner—Melody N. Brown
Attorney, Agent, or Firm—Mark P. Calcaterra

[57] **CLAIM**

The ornamental design for an vehicle body, as shown and
described.

DESCRIPTION

FIG. 1 is a front perspective view illustrating an vehicle
body constructed in accordance with the teachings of the
present invention.

FIG. 2 is a rear perspective view thereof.


FIG. 3 is a left side view, it will be understood that the side
opposite to that shown is a substantial mirror image thereof.

FIG. 4 is a front view thereof; and,

FIG. 5 is a rear view thereof.

It will be understood that the broken line showing of the
wheels and tires throughout the drawings is for illustrative
purposes only and forms no part of the subject invention.

1 Claim, 4 Drawing Sheets



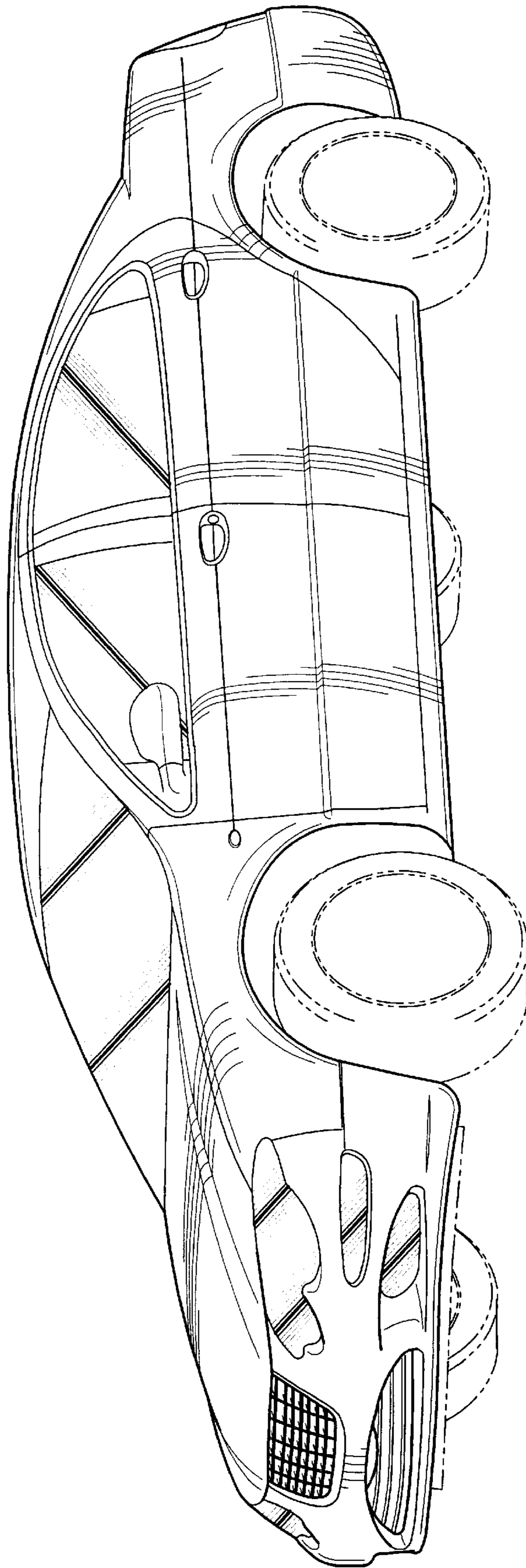


Fig-1

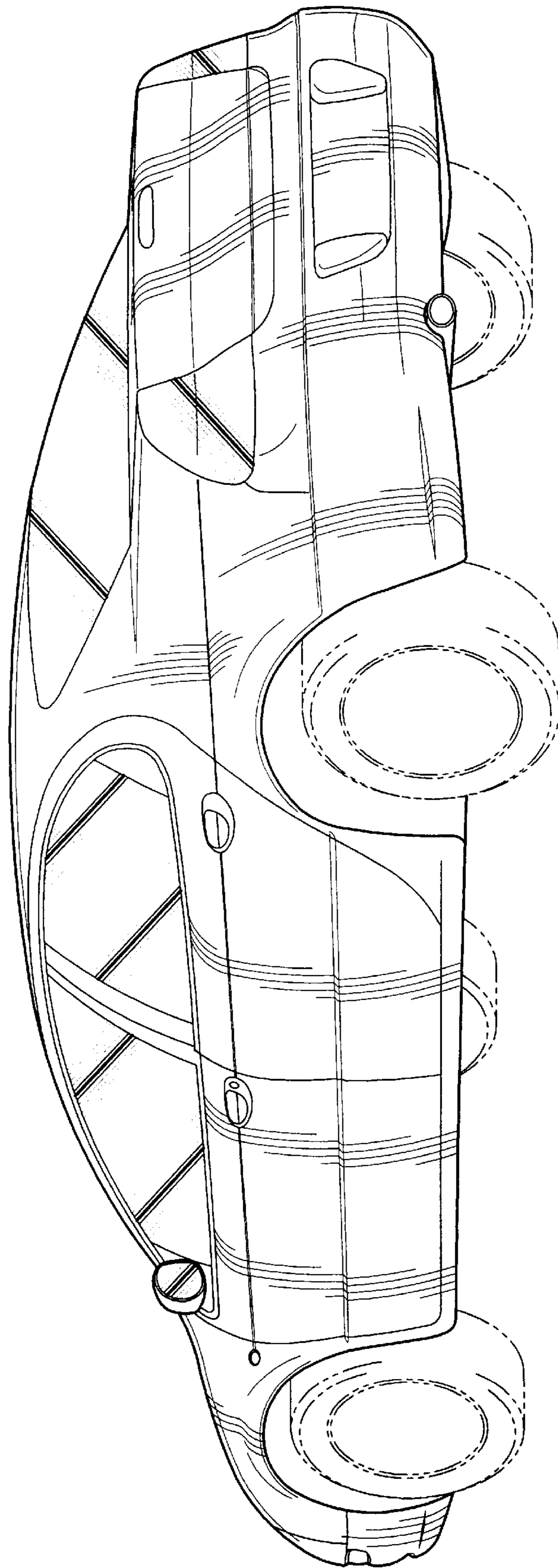


Fig-2

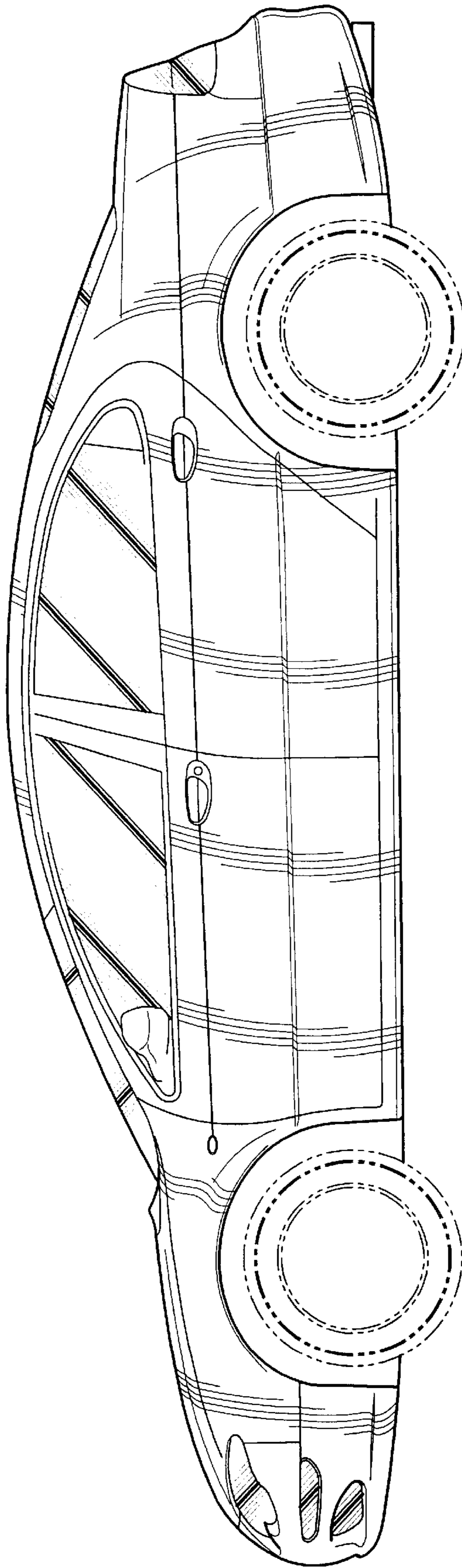


Fig-3




Fig-4

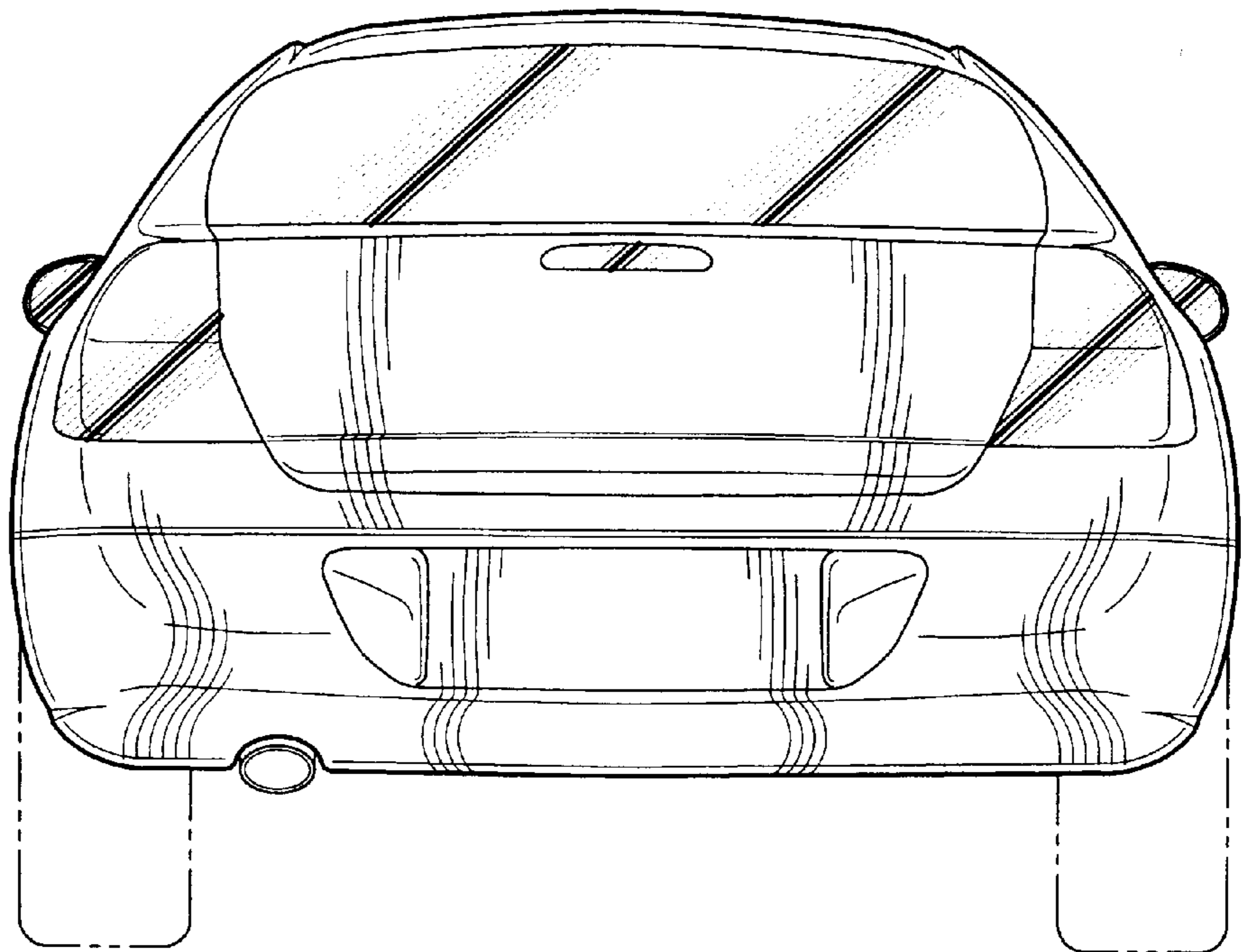


Fig-5