



US00D413801S

United States Patent [19] Bell

[11] **Patent Number: Des. 413,801**

[45] **Date of Patent: ** Sep. 14, 1999**

[54] **PACKAGE FOR RETAINING A TOILET SEAT HANDLE**

5,090,063 2/1992 Edwards et al. 206/581 X
5,405,003 4/1995 Schmidt et al. 206/321
5,484,056 1/1996 Wood 206/461 X

[75] Inventor: **Mark A. Bell**, Saugus, Calif.

OTHER PUBLICATIONS

[73] Assignee: **Bell Innovative Products, Inc.**, Sylmar, Calif.

Modern Packaging, p. 300, 1941.
Techform Inc. Brochure, Nov. 1982.

[**] Term: **14 Years**

Primary Examiner—Prabhakar Deshmukh
Attorney, Agent, or Firm—Thomas I. Rozsa; Tony D. Chen; Jerry Fong

[21] Appl. No.: **29/087,445**

[22] Filed: **May 1, 1998**

[57] CLAIM

[51] **LOC (6) Cl.** **09-07**

The ornamental design for a package for retaining a toilet seat handle, as shown and described.

[52] **U.S. Cl.** **D9/415**

[58] **Field of Search** D9/415, 418, 337,
D9/414, 432; 206/461–471, 495, 806, 321,
784, 581

DESCRIPTION

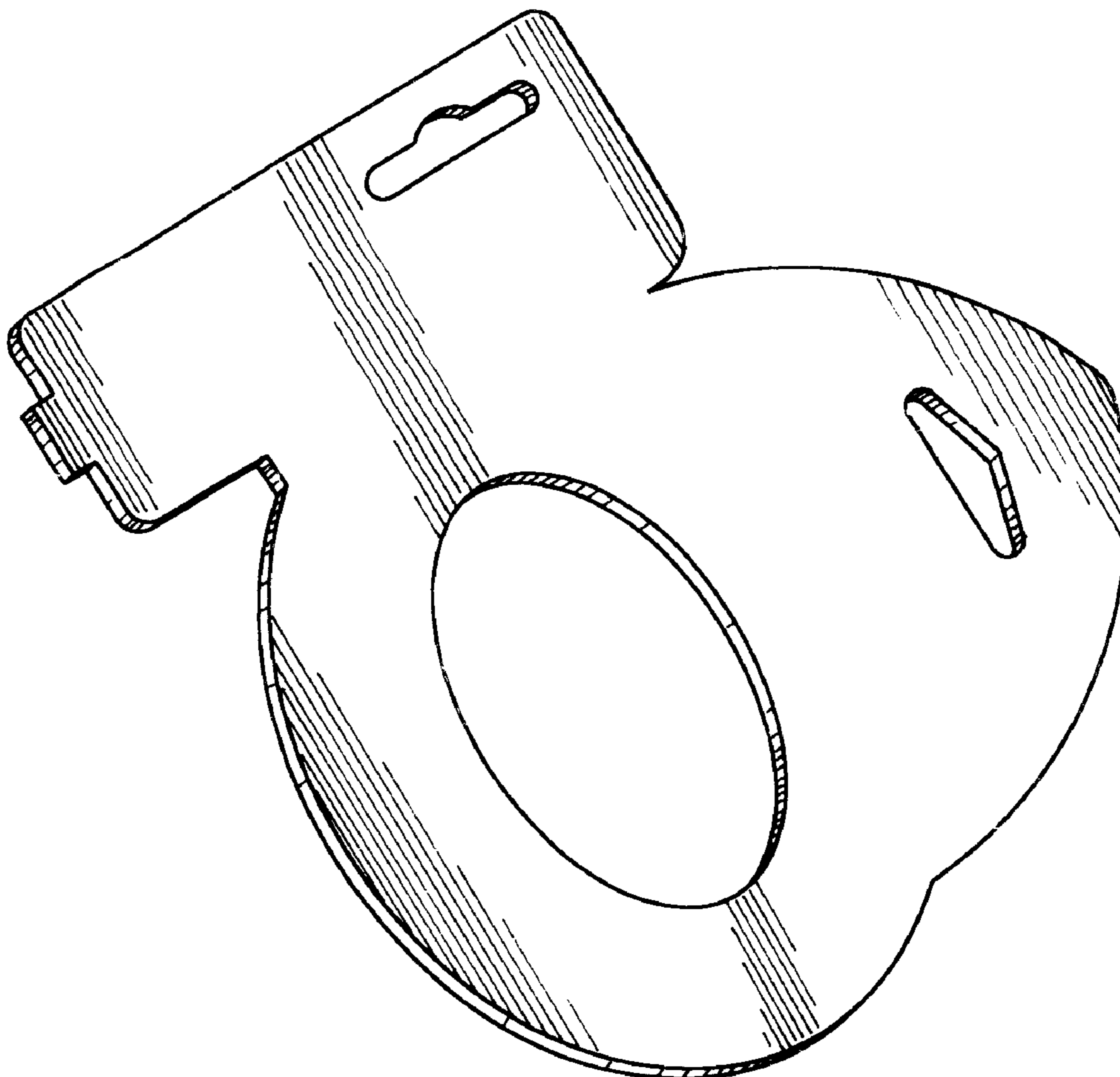
[56] References Cited

U.S. PATENT DOCUMENTS

D. 205,549 8/1966 Wessen D9/415
D. 322,030 12/1991 Chumentti D9/415
D. 369,547 5/1996 Dahlheimer D9/415
D. 385,782 11/1997 Harries D9/415
3,841,478 10/1974 Wells et al. 206/806 X

FIG. 1 is a perspective view of the package for retaining a toilet seat handle, showing my design.
FIG. 2 is a front elevational view, the rear elevational view being a mirror image;
FIG. 3 is a left side elevational view;
FIG. 4 is a right side elevational view;
FIG. 5 is a top plan view; and,
FIG. 6 is a bottom plan view.

1 Claim, 1 Drawing Sheet



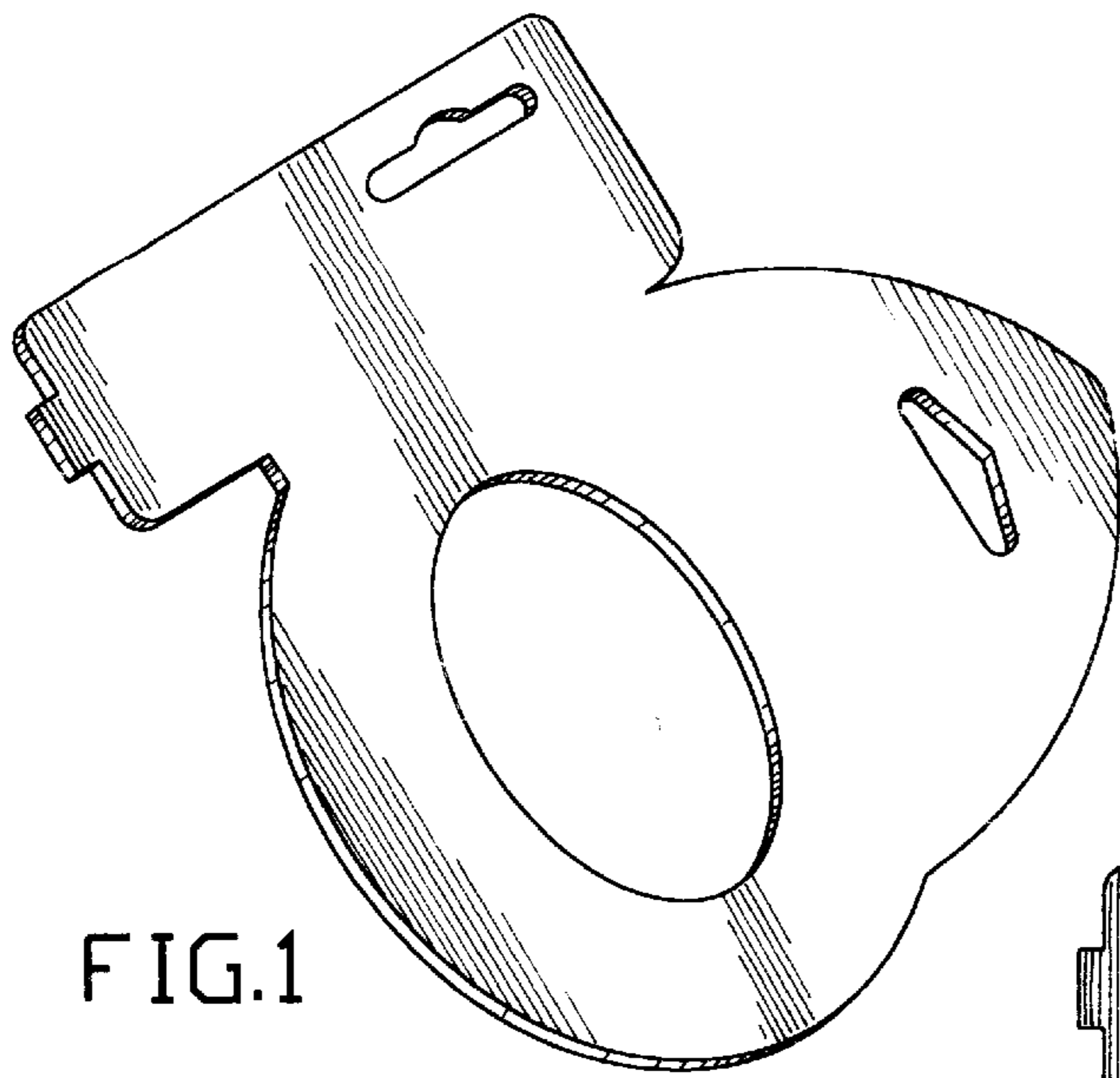


FIG.1

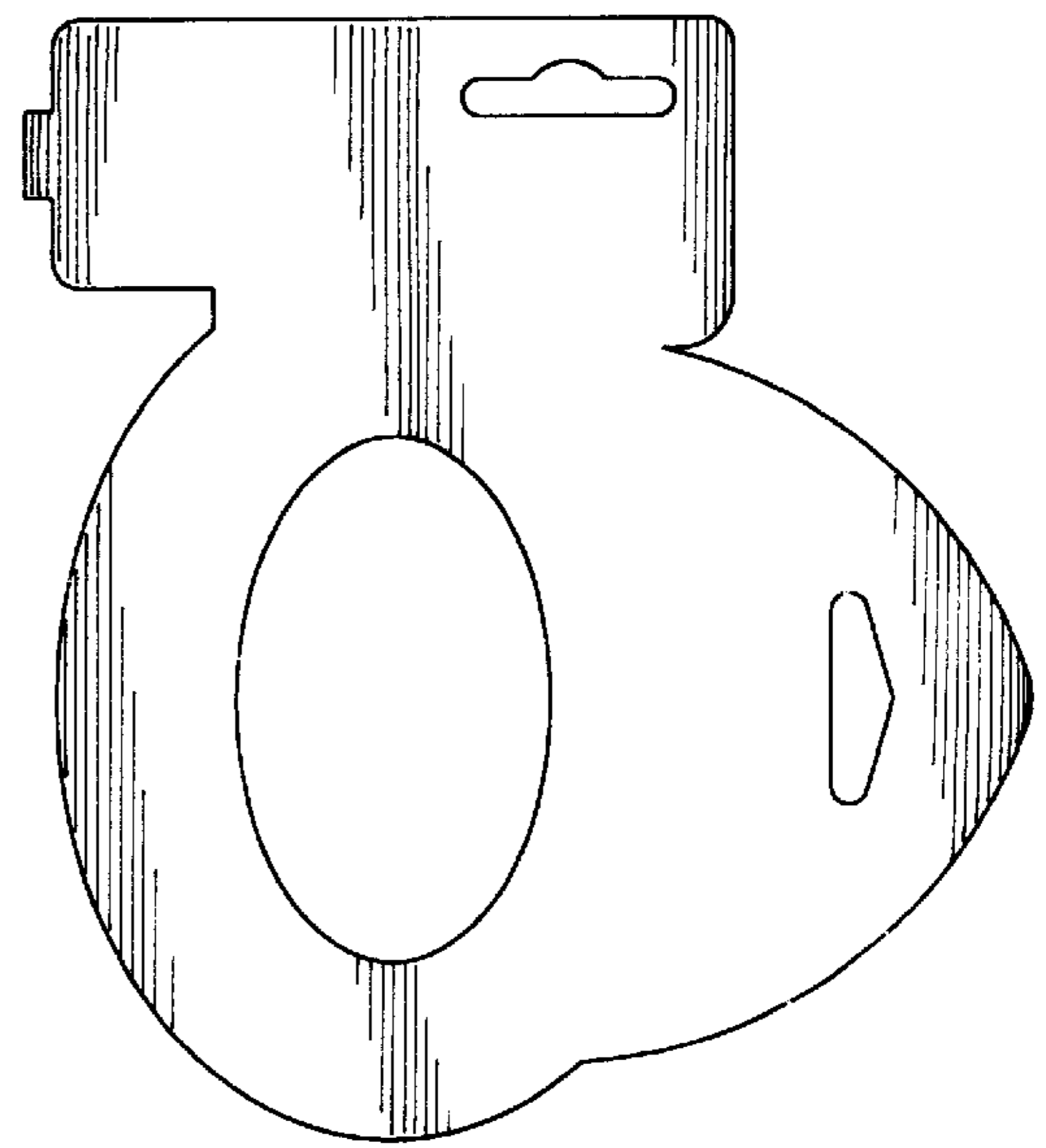


FIG.2



FIG.3



FIG.4




FIG.5

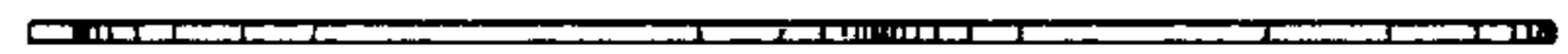


FIG.6