



US00D413785S

United States Patent [19]

Dewald et al.

[11] **Patent Number: Des. 413,785**

[45] **Date of Patent: ** Sep. 14, 1999**

[54] **PULL**

[75] Inventors: **Kevin Dewald**, Spring Lake, Mich.;
Carl Hedrick, Kernersville, N.C.;
Deborah Mattson, Plainwell, Mich.

[73] Assignee: **Keeler Brass Company**, Grand Rapids, Mich.

[**] Term: **14 Years**

[21] Appl. No.: **29/076,005**

[22] Filed: **Aug. 28, 1997**

[51] **LOC (6) Cl.** **08-06**

[52] **U.S. Cl.** **D8/317**

[58] **Field of Search** D8/300, 315-320,
D8/305; 16/110 R, 111 R, 124

[56] **References Cited**

U.S. PATENT DOCUMENTS

- D. 98,441 2/1936 Martin .
- D. 129,927 10/1941 Peat .
- D. 218,619 9/1970 Young .
- D. 225,302 12/1972 Tegner .
- D. 231,320 4/1974 James .

- D. 355,839 2/1995 Chieda D8/317
- D. 368,842 4/1996 Sonnenleiter D8/317
- D. 368,843 4/1996 Chieda D8/317
- D. 381,252 7/1997 Chieda D8/317

OTHER PUBLICATIONS

J.C. DeJong &Co. Inc.; Cat. 704; p. A-3 Knob #980, price list date Apr. 1, 1970.

Primary Examiner—B. J. Bullock
Attorney, Agent, or Firm—Rader, Fishman & Grauer PLLC

[57] **CLAIM**

The ornamental design for a pull, as shown and described.

DESCRIPTION

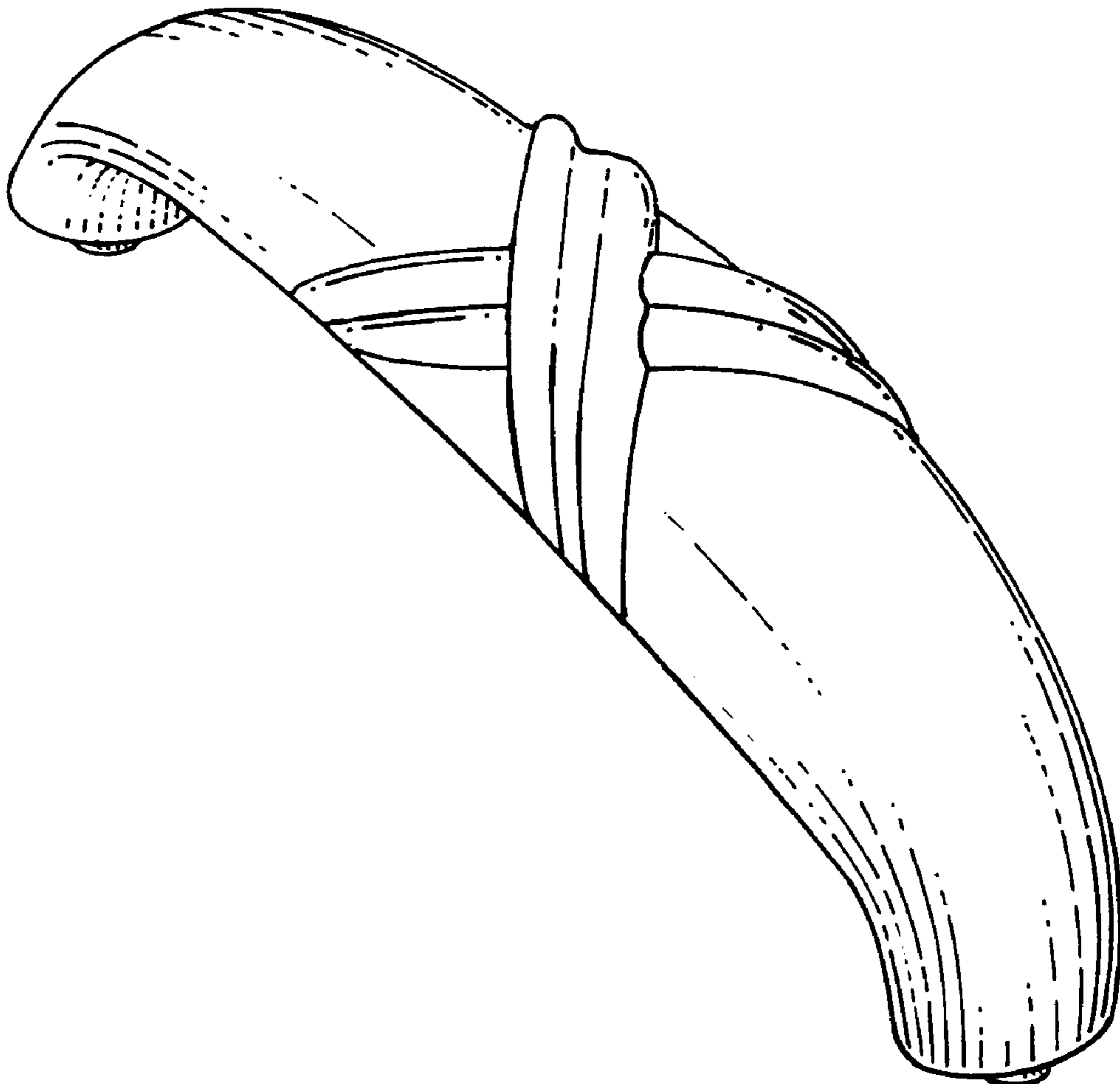
FIG. 1 is a perspective view of the pull of the present invention.

FIG. 2 is a top view of the pull of FIG. 1.

FIG. 3 is a front elevational view of the pull of FIG. 1, the rear elevational view being substantially similar thereto; and,

FIG. 4 is a right side elevational view of the pull of FIG. 1, the left side elevational view being substantially similar thereto.

1 Claim, 1 Drawing Sheet



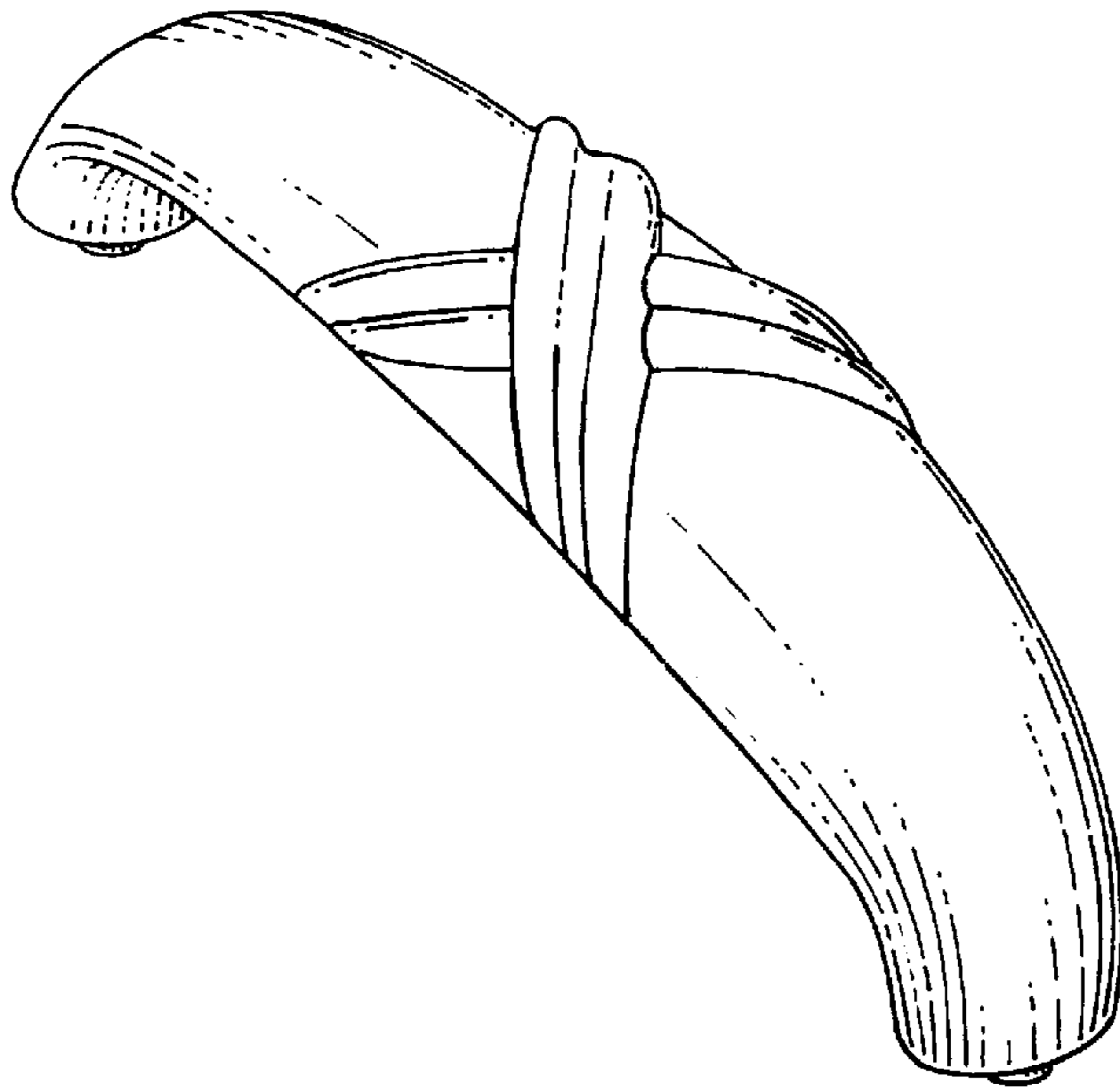


FIG. 1

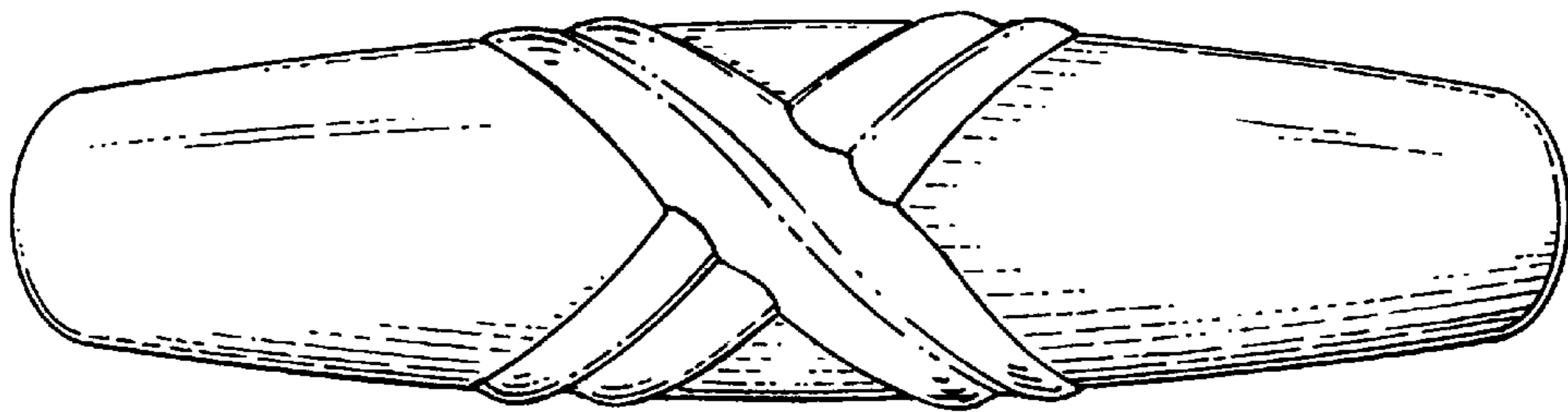


FIG. 2

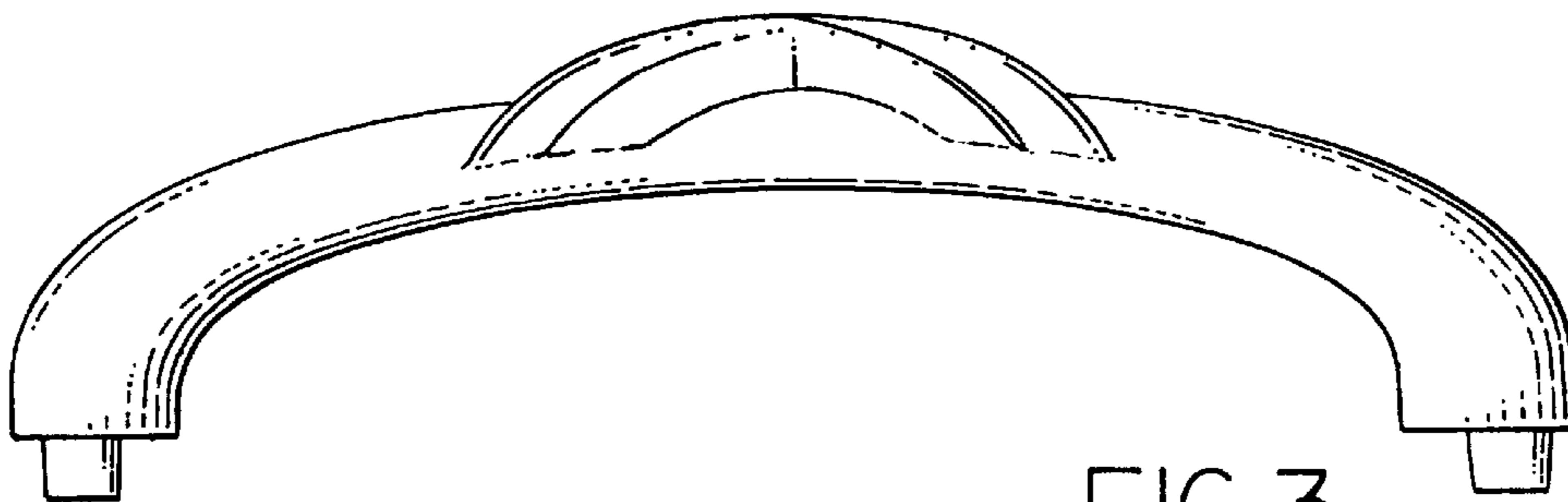


FIG. 3

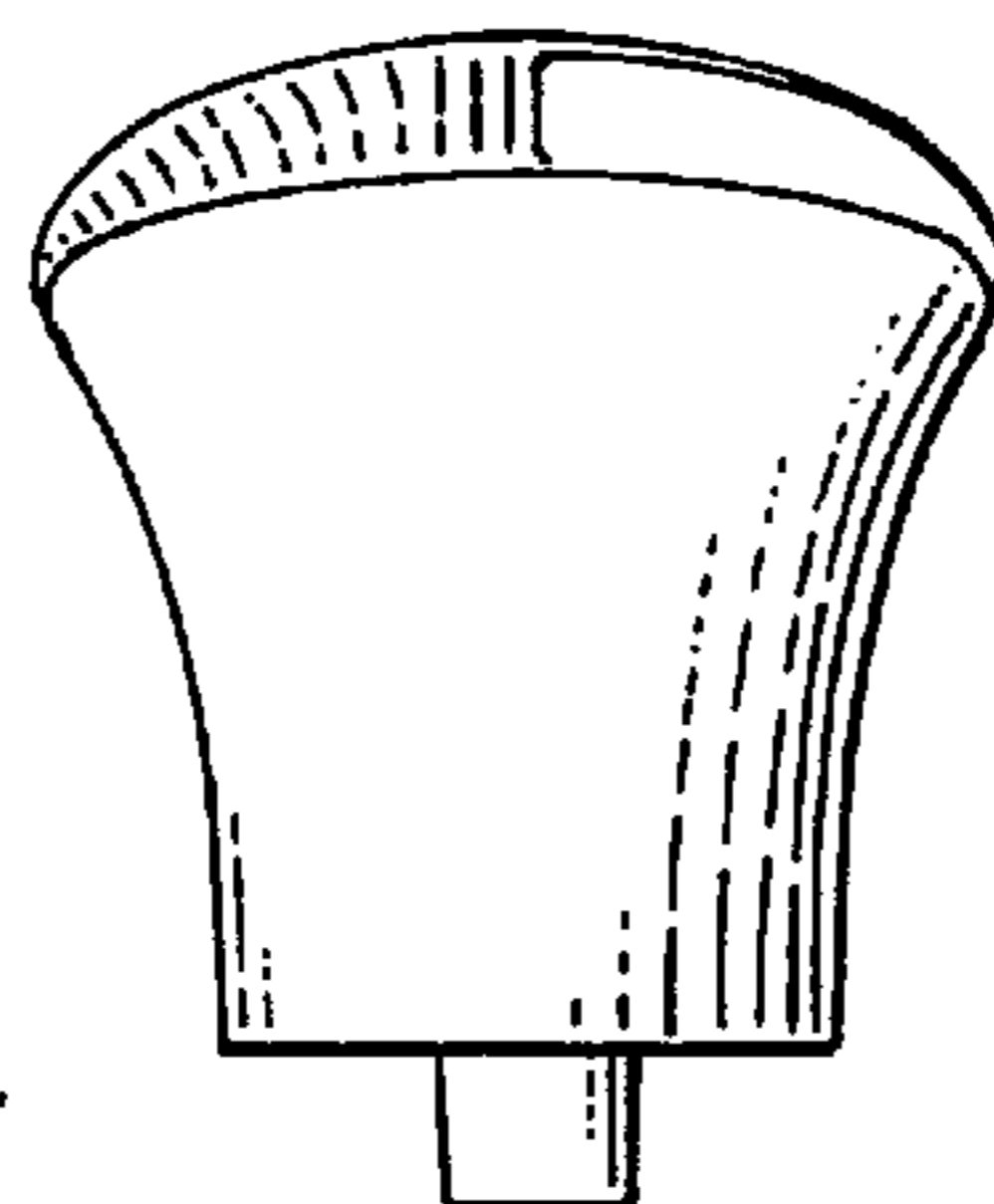


FIG. 4