



US00D413776S

**United States Patent** [19]  
**Bird**

[11] **Patent Number: Des. 413,776**

[45] **Date of Patent: \*\* Sep. 14, 1999**

[54] **HAND TOOL**

2,068,207 1/1937 Torbert ..... 81/177.7 X  
3,769,862 11/1973 Miller ..... 81/119 X

[76] Inventor: **Samuel Bird**, 14834 Lull St., Van Nuys, Calif. 91405

*Primary Examiner*—Ted Shooman  
*Assistant Examiner*—Richelle Shelton  
*Attorney, Agent, or Firm*—Goldstein & Canino

[\*\*] Term: **14 Years**

[21] Appl. No.: **29/086,511**

[57] **CLAIM**

[22] Filed: **Apr. 14, 1998**

The ornamental design for a hand tool, as shown and described.

[51] **LOC (6) Cl.** ..... **08-05**

**DESCRIPTION**

[52] **U.S. Cl.** ..... **D8/29; D8/86**

[58] **Field of Search** ..... D8/21-29, 82, D8/86; 81/119, 121.1, 124.6, 177.7

FIG. 1 is a front elevational view of the hand tool, the left side view being a mirror image of the front view.  
FIG. 2 is a left side elevational view thereof.  
FIG. 3 is a right side elevational view thereof.  
FIG. 4 is a bottom plan view of the hand tool; and,  
FIG. 5 is a top plan view thereof.

[56] **References Cited**

**U.S. PATENT DOCUMENTS**

D. 396,623 8/1998 Eidsmoe ..... D8/86  
D. 397,599 9/1998 Stamp ..... D8/21

**1 Claim, 2 Drawing Sheets**

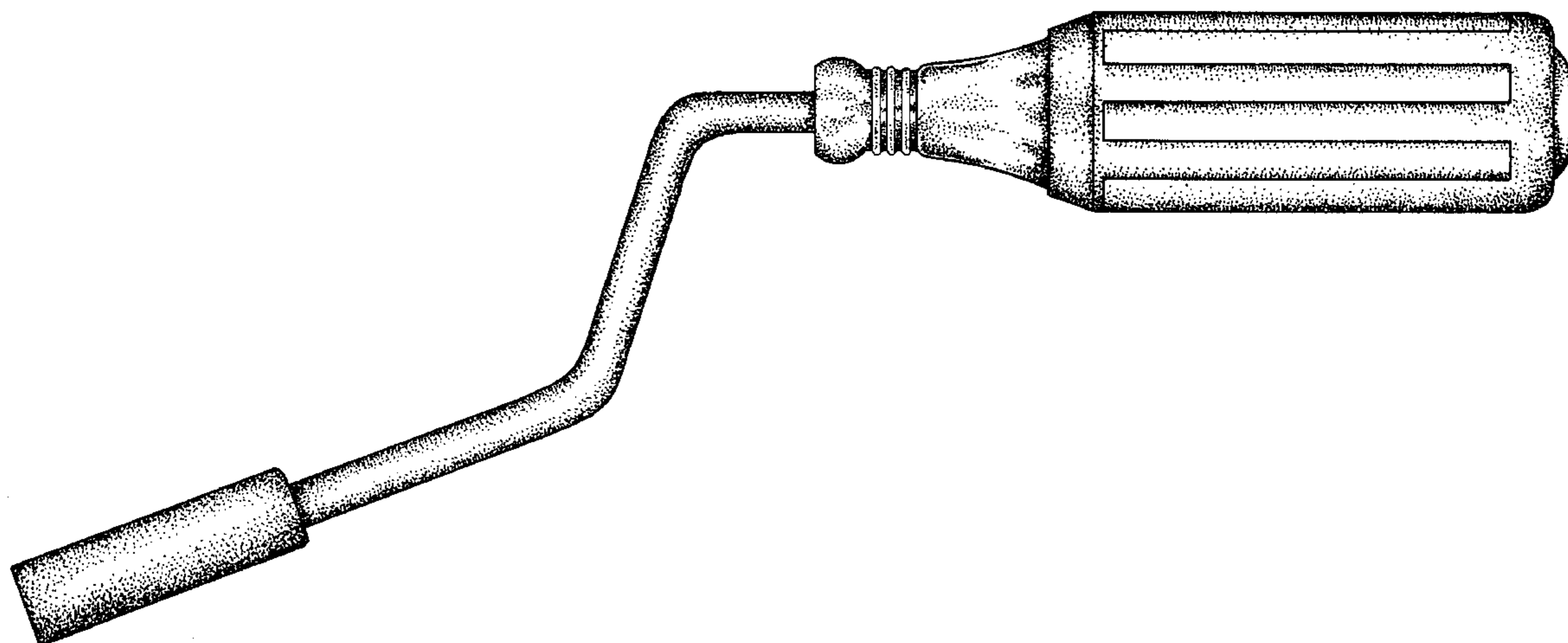


FIG. 1


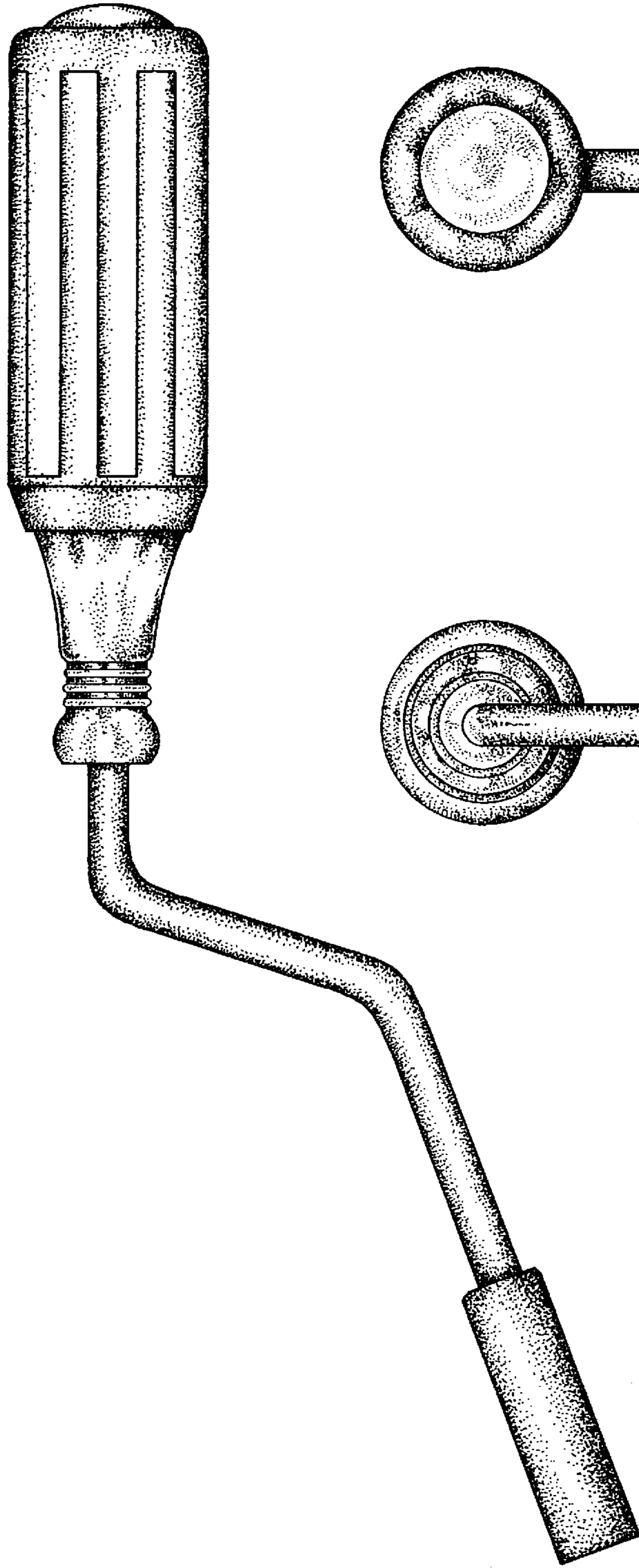


FIG. 3




FIG. 2

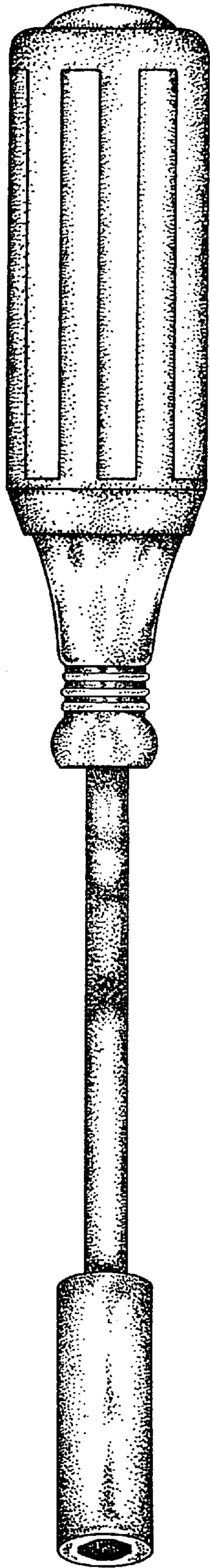


FIG. 4

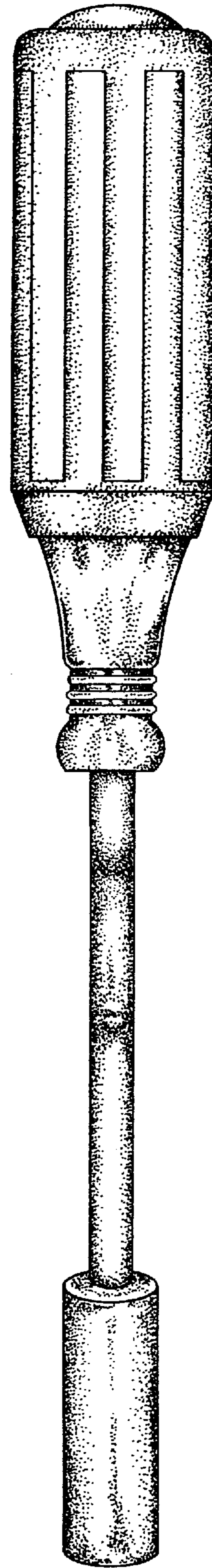


FIG. 5