



US00D413772S

United States Patent [19] Durbin

[11] **Patent Number: Des. 413,772**
[45] **Date of Patent: ** Sep. 14, 1999**

[54] **SPOON**

[75] **Inventor: Jenel Durbin**, Bloomington, Ill.

[73] **Assignee: The Pampered Chef, Ltd.**, Addison, Ill.

[**] **Term: 14 Years**

[21] **Appl. No.: 29/069,715**

[22] **Filed: Feb. 28, 1997**

[51] **LOC (6) Cl. 07-02**

[52] **U.S. Cl. D7/688; D7/653**

[58] **Field of Search D7/653, 401.2, D7/688, 691, 395, 683; D8/107; 30/327, 323**

[56] **References Cited**

U.S. PATENT DOCUMENTS

D. 48,738	3/1916	Solter .	
D. 163,358	8/1951	Boyer .	
D. 201,565	7/1965	Hvale	D7/395
D. 232,068	7/1974	Hager .	
D. 235,307	6/1975	Shoemaker .	
D. 265,623	8/1982	Seibel	D7/683
275,112	4/1883	Aldom .	
D. 292,663	11/1987	Johnson	D7/691
D. 293,295	12/1987	Johnson	D7/688
303,212	8/1884	Cochran .	
D. 303,302	9/1989	Hahn .	
D. 307,095	4/1990	Juergens	D7/653
D. 311,307	10/1990	Cautereels et al.	D7/683
D. 312,749	12/1990	Kessler	D7/395
D. 323,768	2/1992	Friederichs	D7/691
D. 326,033	5/1992	Friederichs	D7/653
D. 346,091	4/1994	Doxey	D7/401.2

D. 365,254	12/1995	Pizzati .	
D. 366,178	1/1996	Edwards et al. .	
674,741	5/1901	Patterson .	
790,191	5/1905	Cowart .	
836,817	11/1906	Mosteller .	
883,623	3/1908	Chandler .	
1,406,135	2/1922	Abrelln .	
1,836,014	12/1931	Chamberlain .	
2,012,637	8/1935	Ribley	30/327
2,346,040	4/1944	Montague .	
3,964,161	6/1976	Wise .	
5,376,325	12/1994	Ormson .	

FOREIGN PATENT DOCUMENTS

1255211	1/1961	France .
3333422	4/1985	Germany .
1488	of 1909	United Kingdom .

Primary Examiner—Caron D. Veynar
Attorney, Agent, or Firm—Olson & Hierl, Ltd.


[57] **CLAIM**

The ornamental design for a spoon, as shown and described.

DESCRIPTION

FIG. 1 is a perspective view of the spoon showing my new design;
FIG. 2 is a top plan view of FIG. 1;
FIG. 3 is a side elevational view of FIG. 1;
FIG. 4 is an opposite side elevational view of FIG. 3;
FIG. 5 is a bottom plan view of FIG. 1;
FIG. 6 is a front end view of FIG. 1;
FIG. 7 is a rear end view of FIG. 1; and,
FIG. 8 is an enlarged, fragmentary perspective view of the bottom side of the handle end.

1 Claim, 2 Drawing Sheets



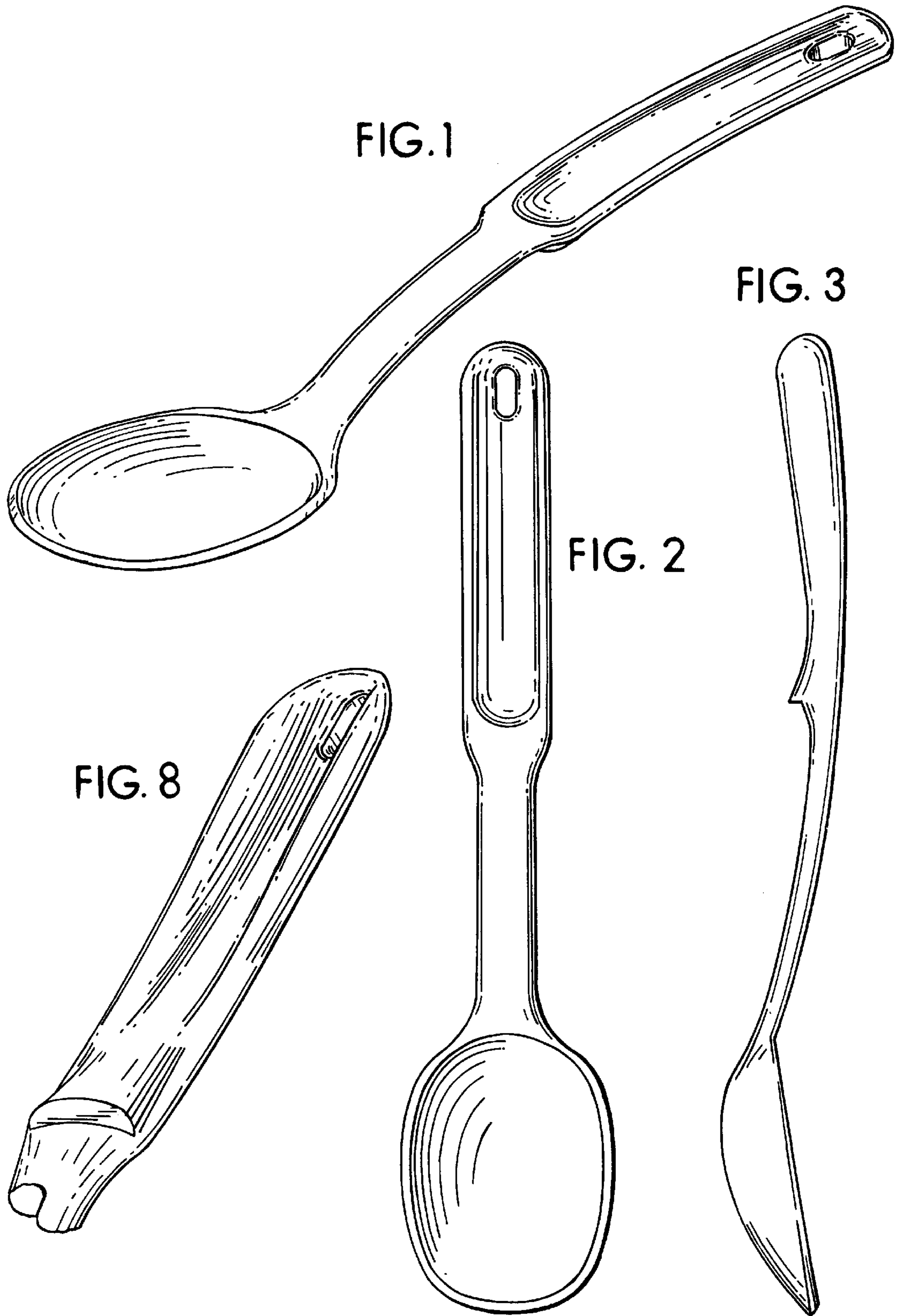


FIG. 4




FIG. 5

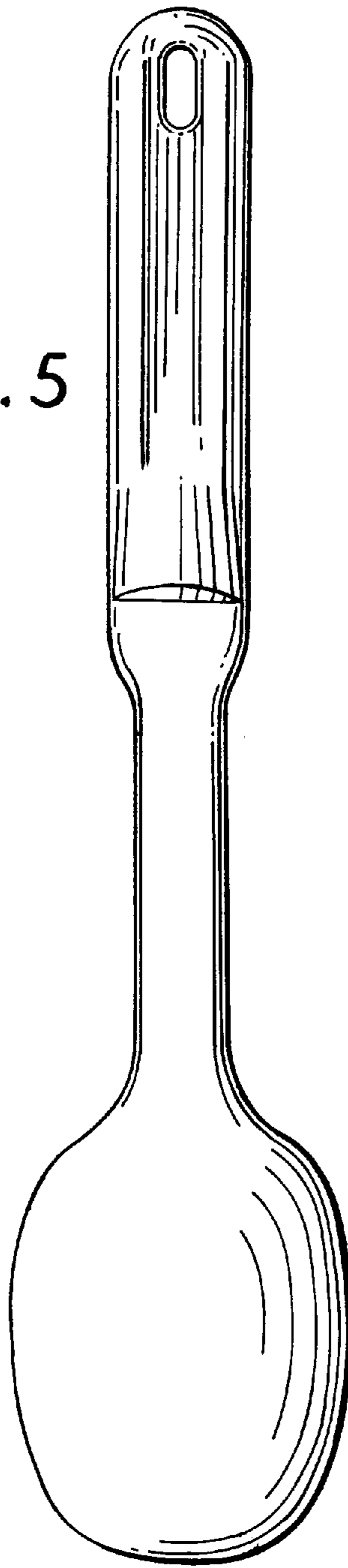


FIG. 6

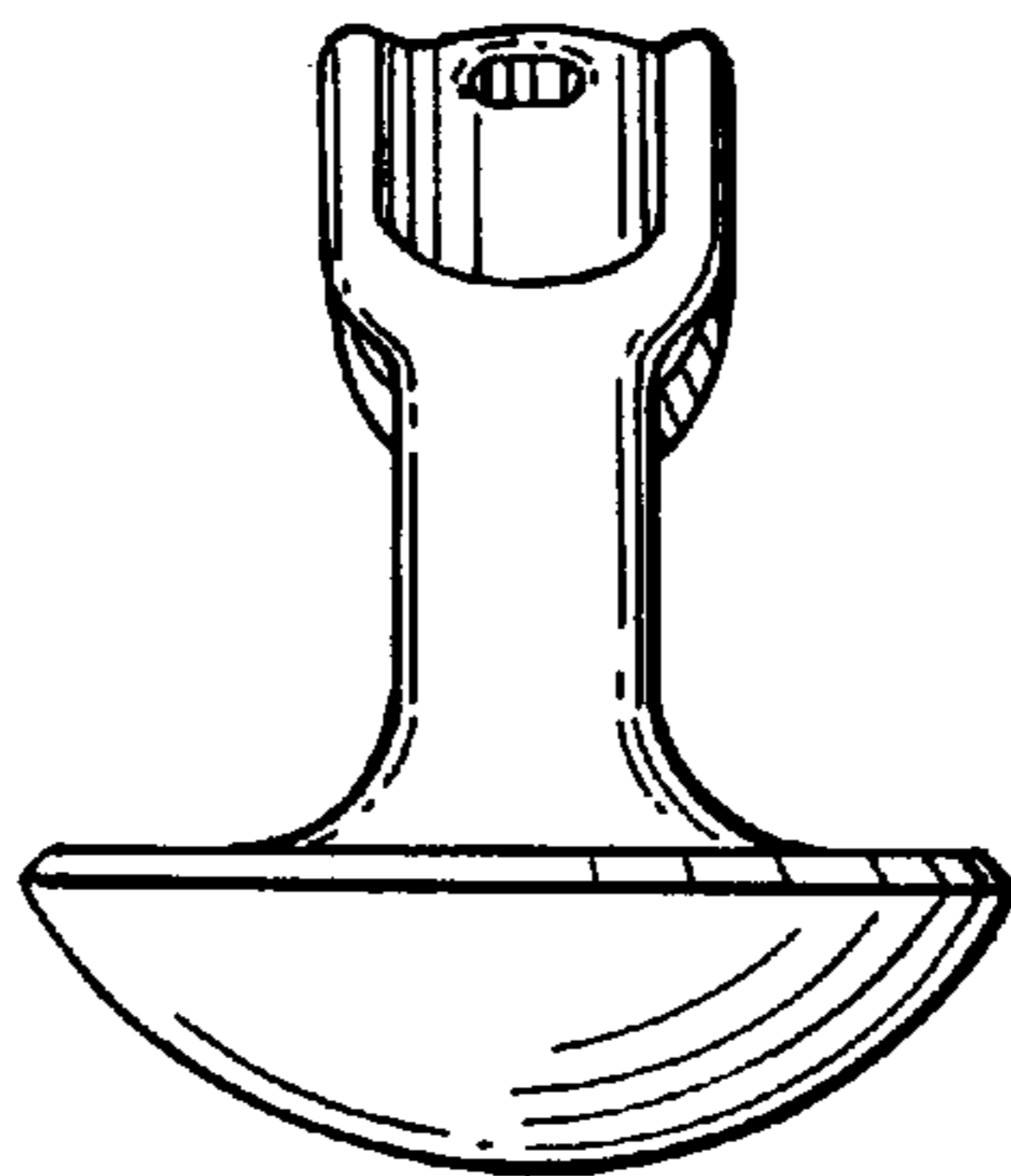


FIG. 7

