



US00D413753S

United States Patent [19]

Allsop

[11] Patent Number: **Des. 413,753**

[45] Date of Patent: **** Sep. 14, 1999**

[54] **DISK HOLDER WITH FOLD OUT RING BINDER CLIPS**

[75] Inventor: **Ryan K. Allsop**, Bellingham, Wash.

[73] Assignee: **Allsop, Inc.**, Bellingham, Wash.

[**] Term: **14 Years**

[21] Appl. No.: **29/079,732**

[22] Filed: **Nov. 20, 1997**

[51] **LOC (6) Cl.** **06-04**

[52] **U.S. Cl.** **D6/626; D6/407; D6/632; D3/201**

[58] **Field of Search** **D2/201; D6/407, D6/626, 627, 628, 629, 630, 631, 632, 633, 634, 635; D19/26, 27, 32, 33, 75; 206/308.1, 308.2, 308.3, 307; 428/76**

[56] **References Cited**

U.S. PATENT DOCUMENTS

D. 238,111	12/1975	Shyers	D6/626
D. 257,080	9/1980	Schmidt	D6/632
D. 260,454	9/1981	Pepicelli, Jr. et al.	D6/633
D. 288,983	3/1987	Juhas et al.	D6/634
D. 295,573	5/1988	Williams	D6/634
D. 347,728	6/1994	Taniyama	D6/634
D. 371,482	7/1996	Cole, Sr.	D6/626
D. 377,434	1/1997	Hammond	D6/626
D. 383,936	9/1997	McCracken	D6/627

D. 391,437	3/1998	Moore et al.	D6/634
D. 406,719	3/1999	Clausen	D6/634
D. 408,202	4/1999	Jacobson	D6/626
D. 408,678	4/1999	Williams et al.	D6/632
4,974,740	12/1990	Niles et al.	220/324
5,248,032	9/1993	Sheu et al. .	
5,297,672	3/1994	MacTavish	206/308.2
5,450,953	9/1995	Reisman .	
5,556,683	9/1996	Ranalli	428/76
5,697,498	12/1997	Weisburn et al.	206/308.1
5,782,352	7/1998	Senda	206/308.3
5,829,583	11/1998	VerWeyst et al.	206/308.1
5,878,878	3/1999	Wu	206/307

Primary Examiner—Celia Murphy
Attorney, Agent, or Firm—Christensen O'Connor Johnson & Kindness PLLC


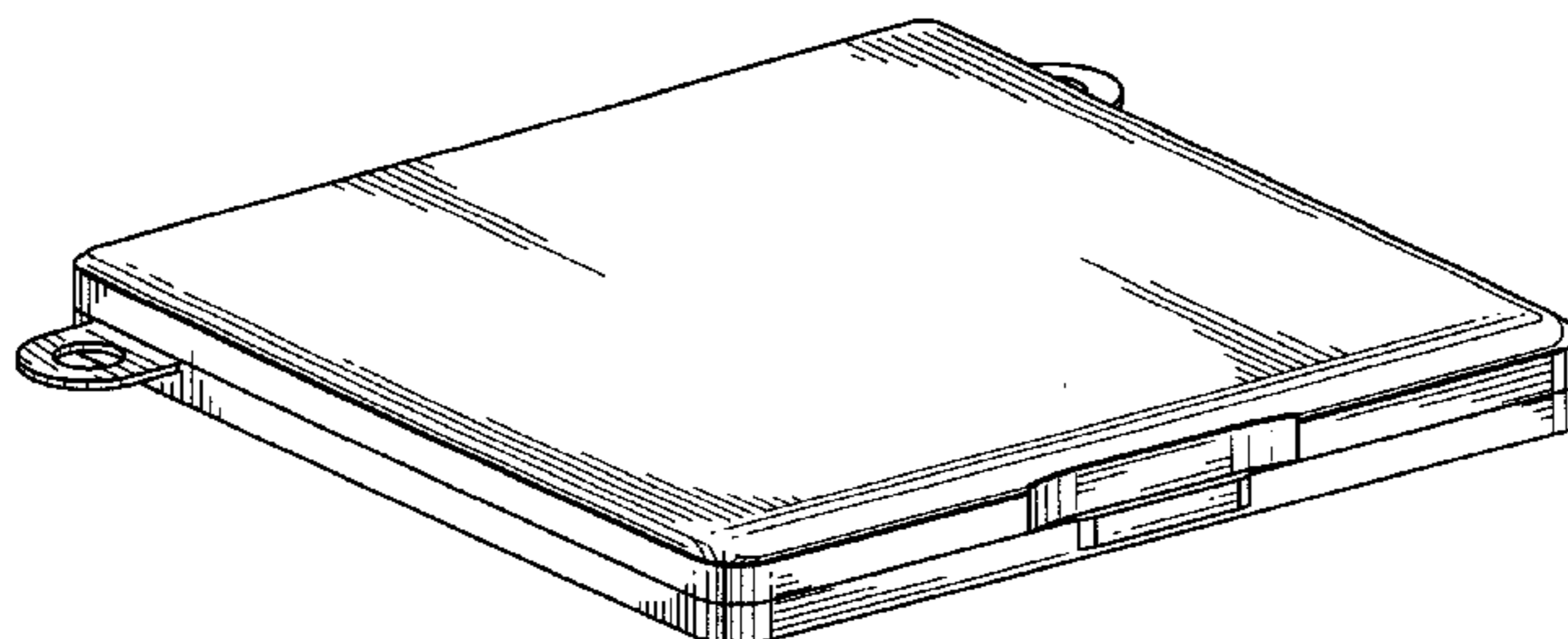
[57] **CLAIM**

A disk holder with fold out ring binder clips, as shown and described.

DESCRIPTION

FIG. 1 is an isometric view of a new disk holder with fold out ring binder clips, with the clips extended outward; FIG. 2 is a top view thereof; FIG. 3 is a left side view thereof; FIG. 4 is a bottom view thereof; FIG. 5 is a front view thereof; and, FIG. 6 is a rear view thereof.

1 Claim, 2 Drawing Sheets



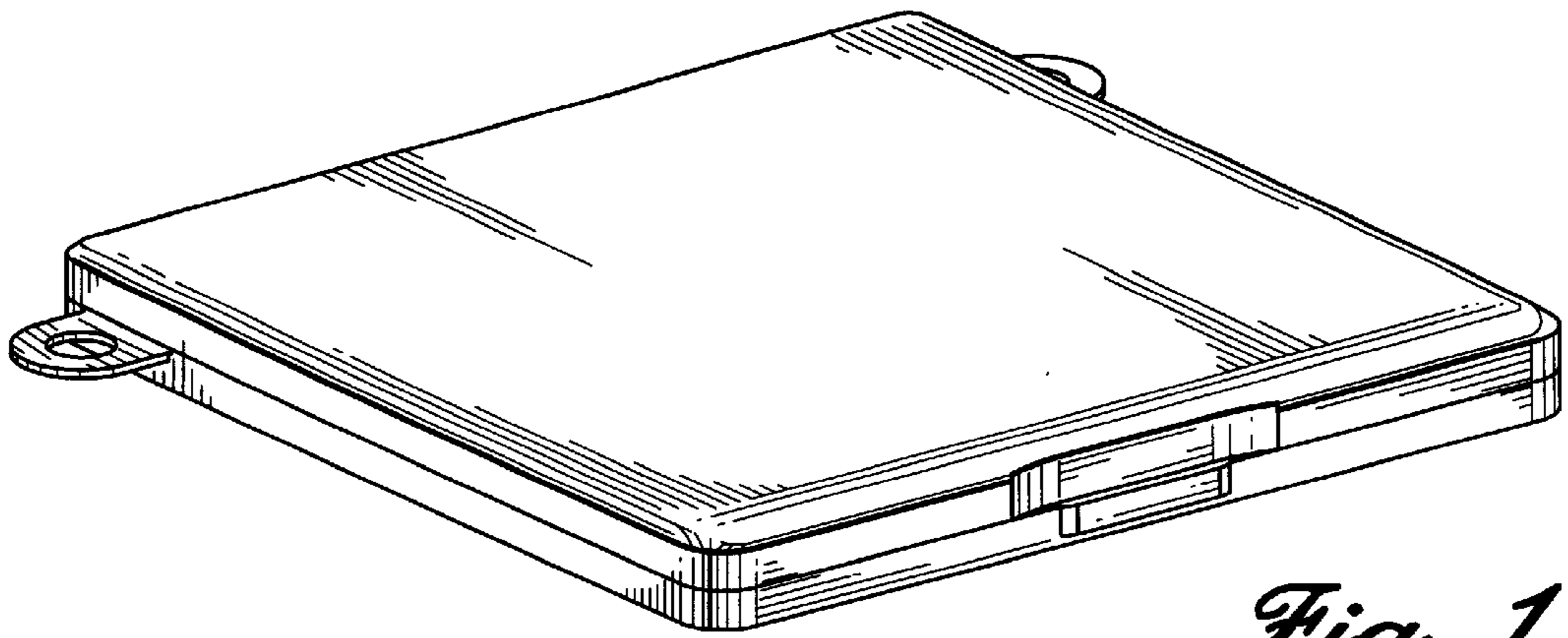


Fig. 1

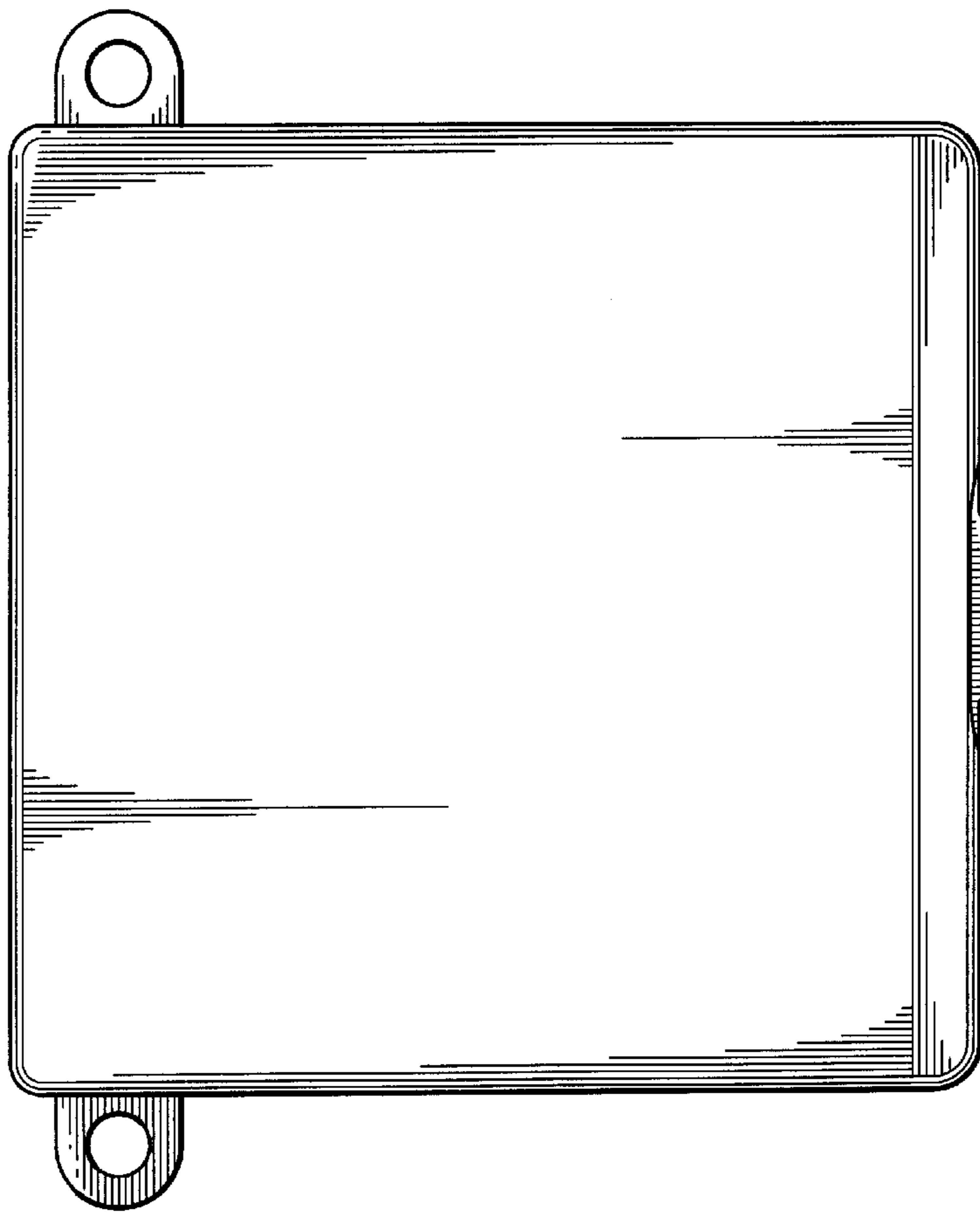


Fig. 2




Fig. 3

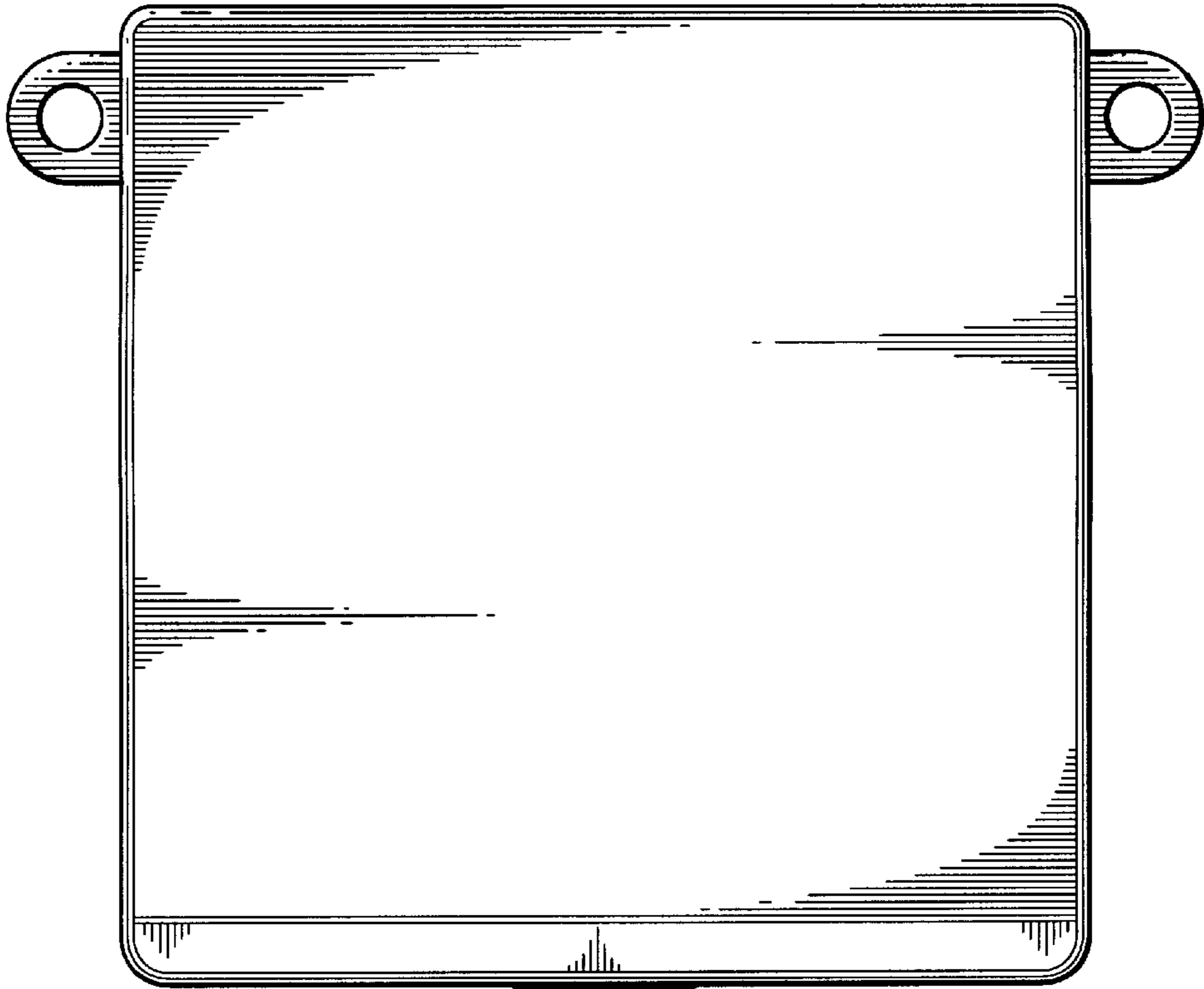


Fig. 4




Fig. 5




Fig. 6