



US00D413748S

United States Patent [19]
Lagrotta

[11] **Patent Number: Des. 413,748**

[45] **Date of Patent: ** Sep. 14, 1999**

[54] **PORTABLE MULTICOMPARTMENT DISPENSER**

[76] Inventor: **Larry K. Lagrotta**, 98-099 Uao Pl. #2403, Alea, Hi. 96701

[**] Term: **14 Years**

[21] Appl. No.: **29/091,648**

[22] Filed: **Aug. 3, 1998**

[51] **LOC (6) Cl.** **07-07**

[52] **U.S. Cl.** **D6/542; D6/544**

[58] **Field of Search** D6/542, 545, 512, D6/514; 222/173, 180, 181.1, 181.3; 221/282, 283

[56] **References Cited**

U.S. PATENT DOCUMENTS

- D. 245,743 9/1977 McManus .
- D. 290,225 6/1987 Carlson .
- D. 294,222 2/1988 Donohoe et al. .

- D. 298,991 12/1988 Stanley .
- D. 367,792 3/1996 Fan D6/545
- D. 395,775 7/1998 Lin D6/545
- 4,969,587 11/1990 Miller .

Primary Examiner—Brian N. Vinson
Attorney, Agent, or Firm—Dowell & Dowell, P.C.

[57] **CLAIM**

The ornamental design for a portable multicompartment dispenser, as shown and described.

DESCRIPTION

FIG. 1 is a front perspective view of a portable multicompartment dispenser showing my new design, wherein; FIG. 2 is a front elevational view; FIG. 3 is a top plan view; FIG. 4 is a rear elevational view; FIG. 5 is a right side view, a view from the left side being a mirror image thereof; and, FIG. 6 is a bottom plan view.

1 Claim, 4 Drawing Sheets

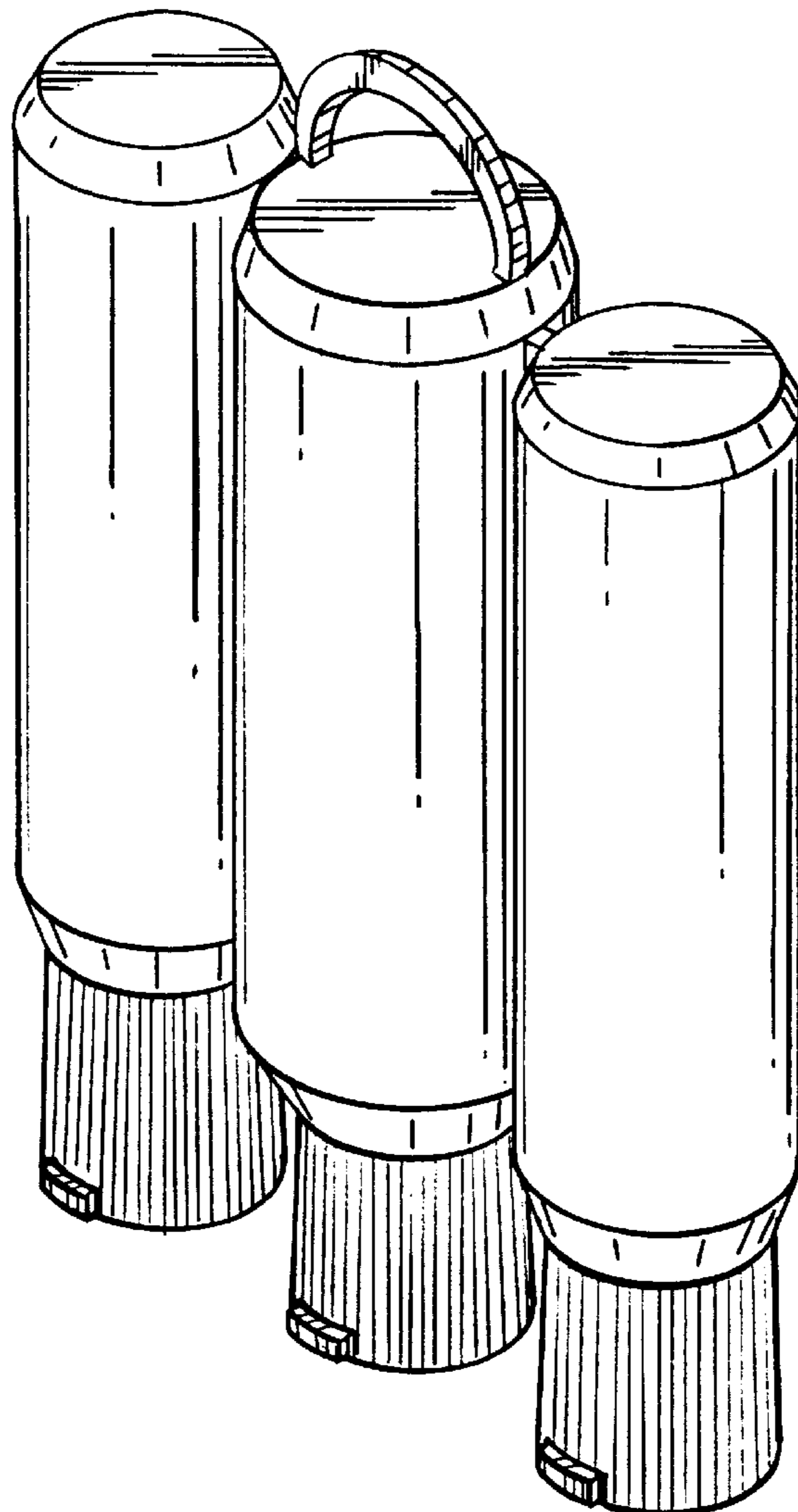


FIG. 1

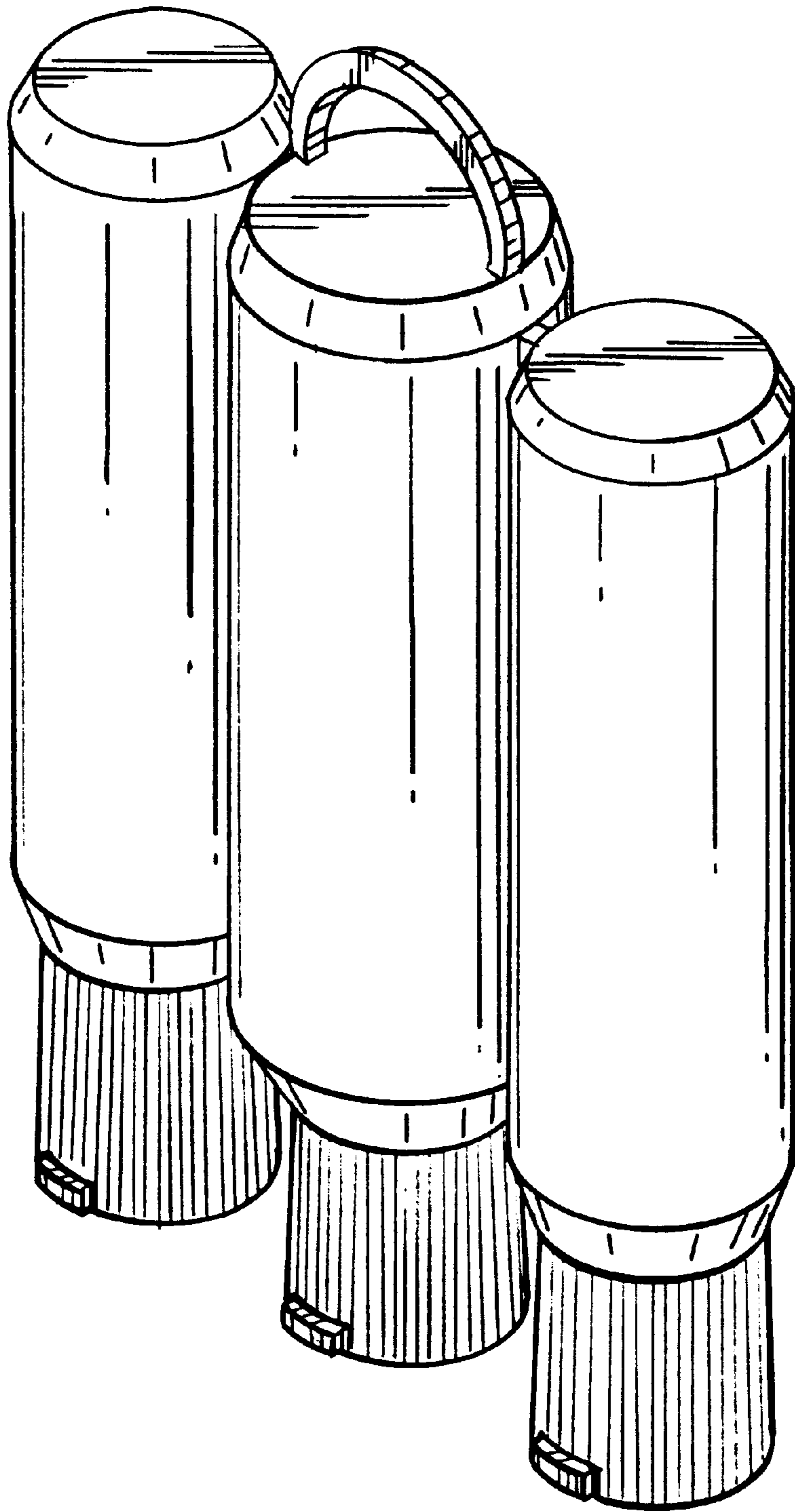


FIG. 2




FIG. 3


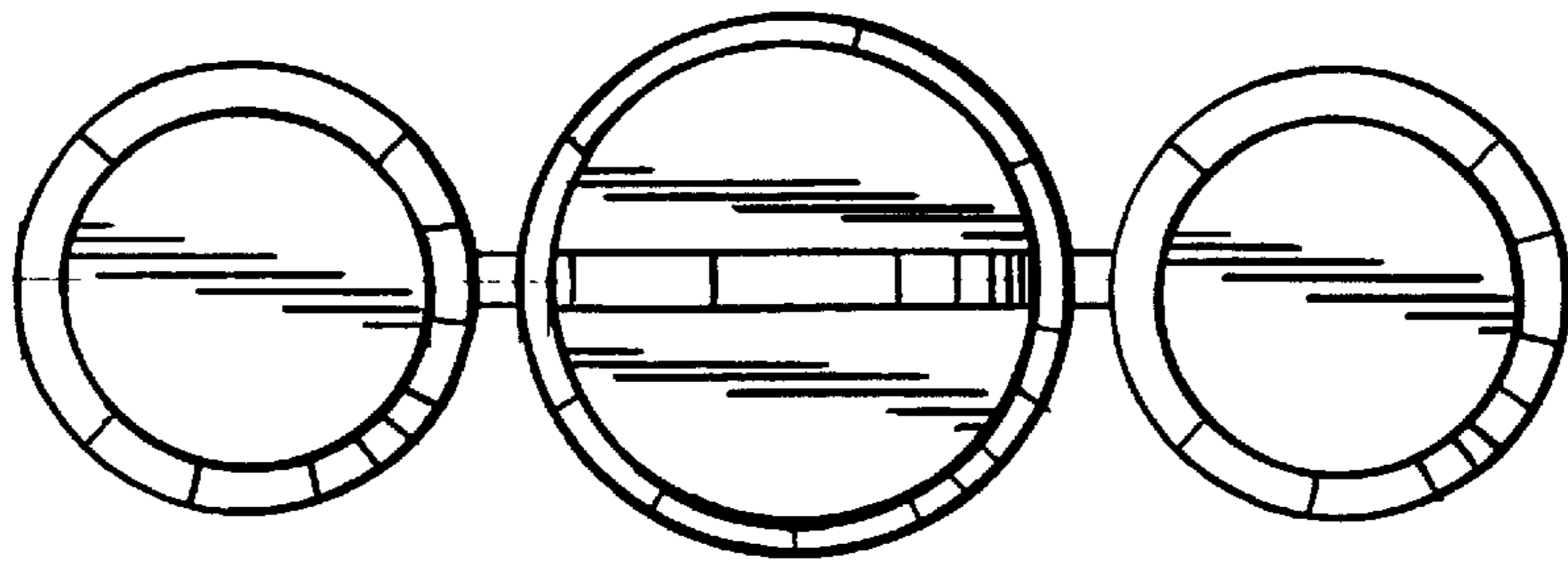


FIG. 4

FIG. 5




FIG. 6

