



US00D413729S

United States Patent [19]
Jansheski, Jr.

[11] **Patent Number: Des. 413,729**
[45] **Date of Patent: ** Sep. 14, 1999**

[54] **GUM BRUSH**

[75] Inventor: **John M. Jansheski, Jr.**, San Rafael, Calif.

[73] Assignee: **U.S. Dentek**, Petaluma, Calif.

[**] Term: **14 Years**

[21] Appl. No.: **29/046,901**

[22] Filed: **Nov. 20, 1995**

[51] **LOC (6) Cl.** **04-02**

[52] **U.S. Cl.** **D4/111; D4/101**

[58] **Field of Search** D4/100-102, 104, D4/108-109, 111, 114, 127, 138; 15/21.1, 22.1, 22.2, 23-24, 28-29, 143.1, 167.1; 433/114, 118, 125; 601/139, 141, 142, 162

D. 295,801	5/1988	Olsen	D4/101
D. 306,236	2/1990	Olsen	D4/104
3,104,405	9/1963	Perrinjaquet	15/22.1
3,921,298	11/1975	Fattaleh	32/59
4,079,517	3/1978	Zacharia	15/28 X
4,432,729	2/1984	Fattaleh	433/118
4,735,200	4/1988	Westerman	15/22.2 X
4,869,277	9/1989	Olsen	15/167.1
5,027,463	7/1991	Daub	15/22.1
5,052,419	10/1991	Olsen	132/322
5,148,567	9/1992	Daub	15/22.1

Primary Examiner—Alan P. Douglas
Assistant Examiner—Lavone D. Tabor
Attorney, Agent, or Firm—Dergosits & Noah LLP

[57] **CLAIM**

The ornamental design for a gum brush, as shown and described.

DESCRIPTION

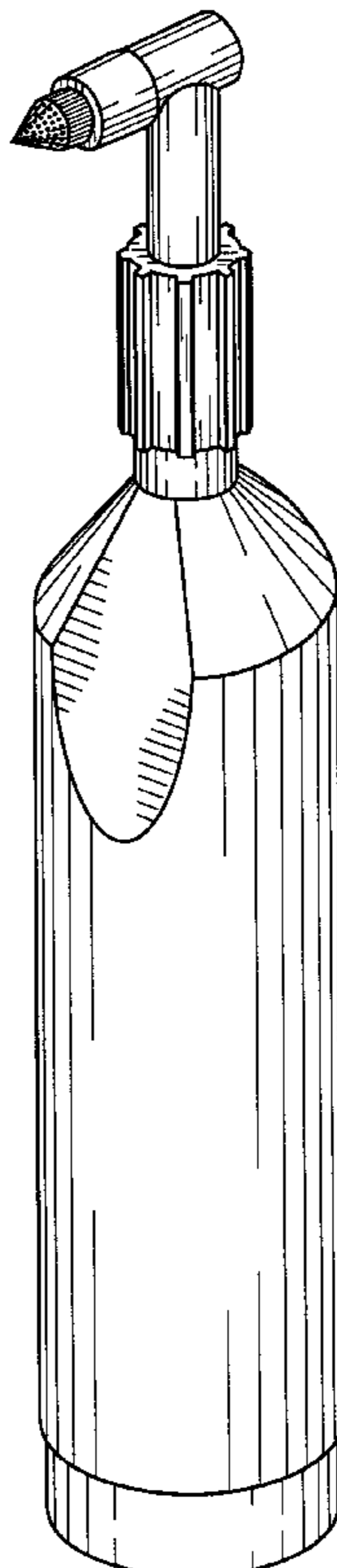
FIG. 1 is a view in perspective of the gum brush of the subject design.
FIG. 2 is a side elevation view, the opposite side being a mirror image.
FIG. 3 is a top plan view.
FIG. 4 is a front elevation view.
FIG. 5 is a rear elevation view; and,
FIG. 6 is a bottom plan view.
The broken lines shown in FIGS. 2 and 5 are for illustrative purposes only and form no part of the claimed design.

[56] **References Cited**

U.S. PATENT DOCUMENTS

D. 197,048	12/1963	Troy	D4/101
D. 197,208	12/1963	Cassidy et al.	D4/101
D. 197,699	3/1964	Hall	D4/101
D. 197,763	3/1964	Aymar	D4/101
D. 199,893	12/1964	Bond et al.	D4/101
D. 201,667	7/1965	Morris et al.	D4/101
D. 210,349	3/1968	Boldt	D4/101
D. 237,188	10/1975	Fattaleh	D24/146
D. 276,935	12/1984	Fattaleh	D24/152
D. 278,764	5/1985	Olsen	D4/101
D. 294,885	3/1988	Mollenhoff	D4/101

1 Claim, 2 Drawing Sheets



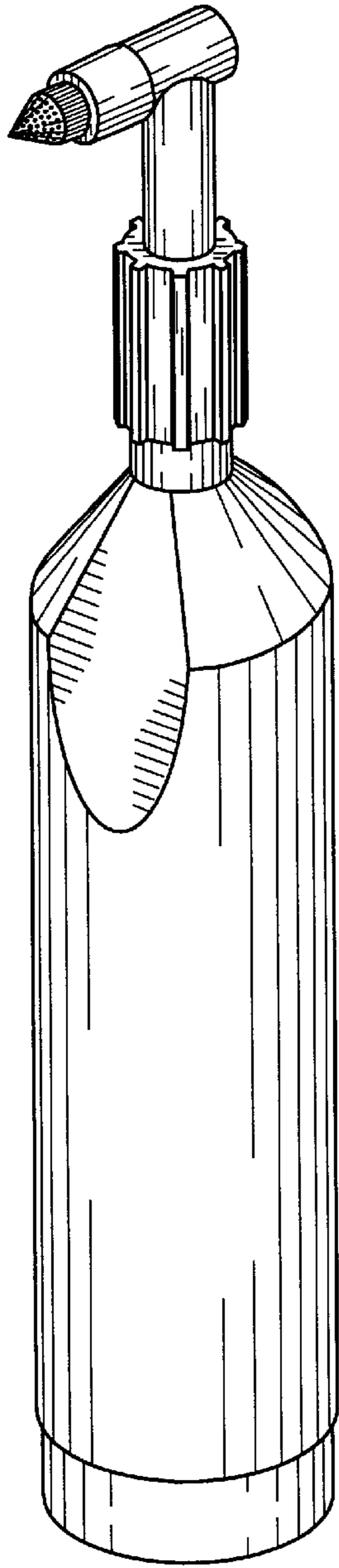


FIG. 1

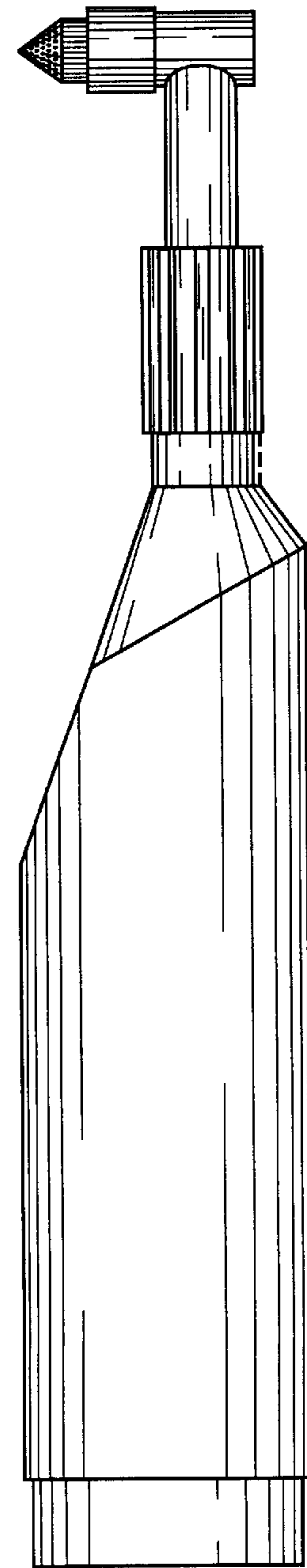


FIG. 2

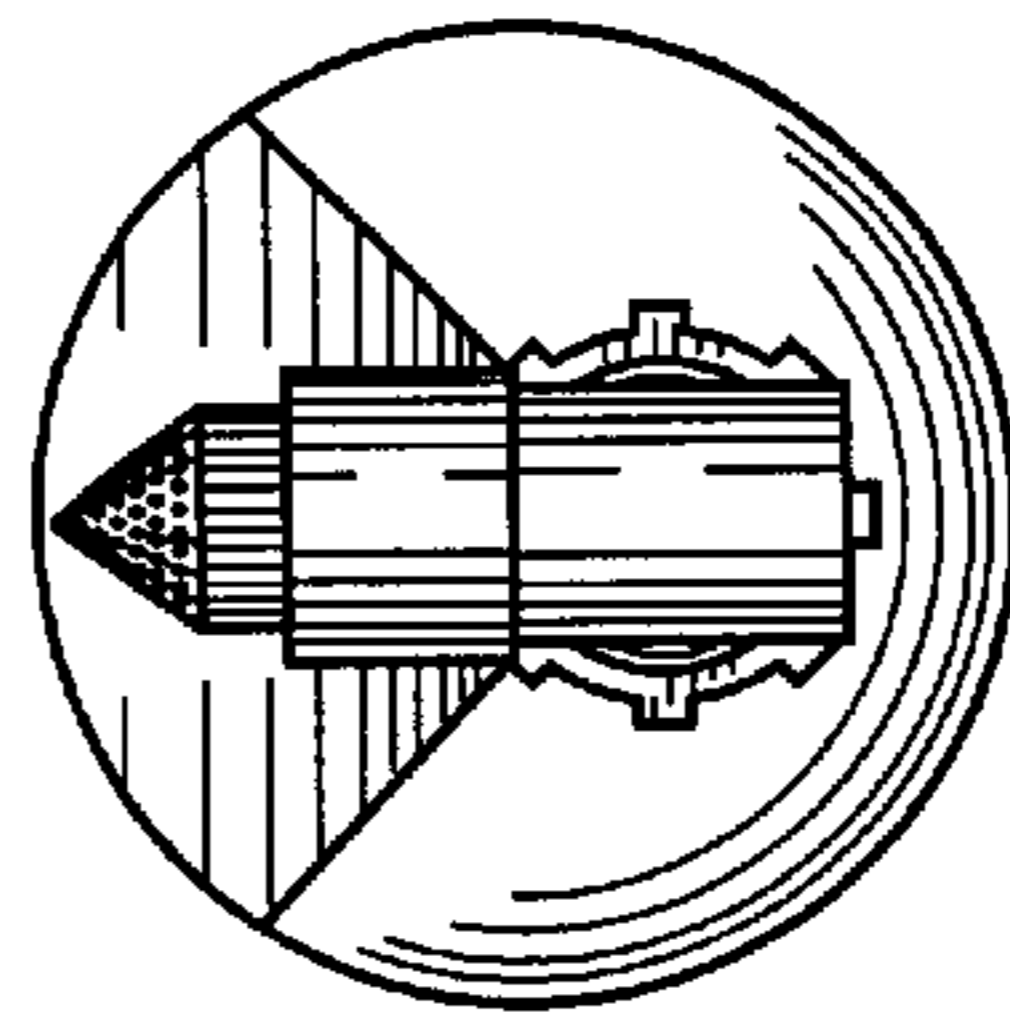


FIG. 3

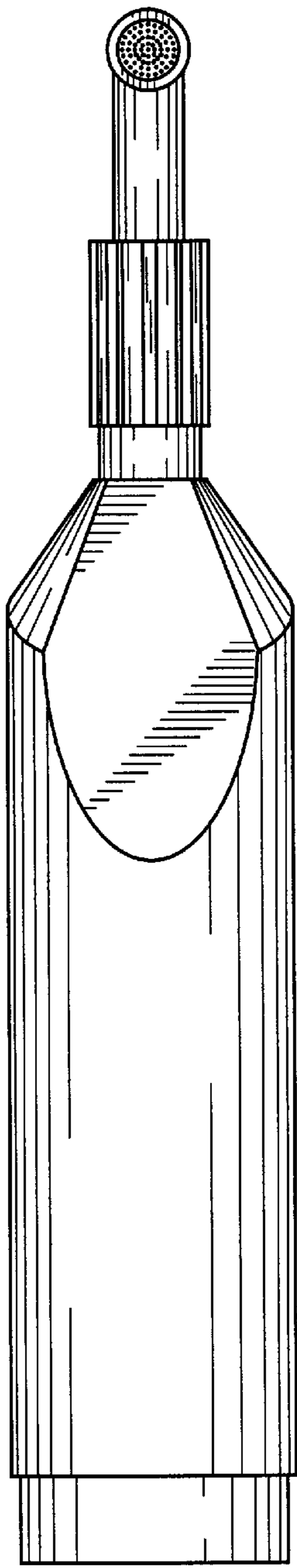


FIG. 4




FIG. 5

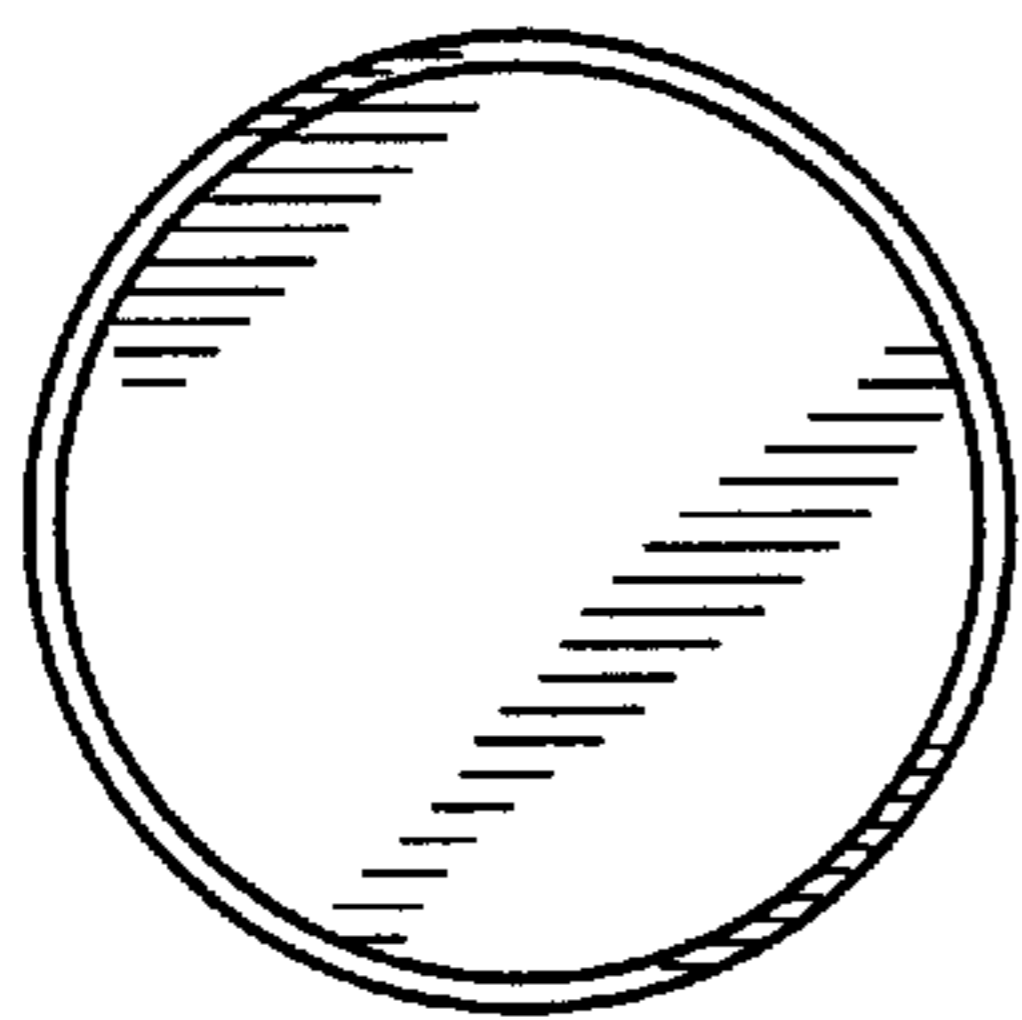


FIG. 6