



US00D413716S

United States Patent [19] Neely

[11] **Patent Number: Des. 413,716**

[45] **Date of Patent: ** Sep. 14, 1999**

[54] **PORTION OF A SHOE UPPER**

[75] Inventor: **Caprice Neely**, Portland, Oreg.

[73] Assignee: **Nike, Inc.**, Beaverton, Oreg.

[**] Term: **14 Years**

[21] Appl. No.: **29/104,550**

[22] Filed: **May 7, 1999**

[51] **LOC (6) Cl.** **02-99**

[52] **U.S. Cl.** **D2/972**

[58] **Field of Search** D2/896, 902, 907,
D2/943, 944, 969, 970, 972, 973; 36/45,
50.1, 51, 77 M, 77 R, 83, 88, 89, 113,
114, 126-130

[56] **References Cited**

U.S. PATENT DOCUMENTS

- D. 333,554 3/1993 Greene .
- D. 345,047 3/1994 Disilvio .
- D. 355,296 2/1995 Greene .
- D. 355,756 2/1995 Vestuti .
- D. 365,200 12/1995 Teague D2/972
- D. 381,874 8/1997 Kuerbis .
- D. 385,400 10/1997 Cooper D2/972
- D. 387,549 12/1997 Rusnak .
- D. 392,092 3/1998 Cooper .
- D. 393,347 4/1998 Kuerbis .
- D. 395,354 6/1998 Avar .
- D. 398,764 9/1998 Hlavacs .
- D. 398,770 9/1998 Lozano .
- D. 401,052 11/1998 Lozano .
- D. 402,103 12/1998 Hardy et al. .
- D. 404,555 1/1999 Gray D2/972
- D. 406,448 3/1999 Rask D2/972
- D. 406,449 3/1999 Hardy et al. .

OTHER PUBLICATIONS

- Nike Footwear Catalog, Holiday 1999, p. M20. Published Mar. 1999.
- Nike Footwear Catalog, Fall 1999, p. M45. Published Dec. 1998.
- Nike Footwear Catalog, Late Spring 1999, pp. M43 and W96. Published Sep. 1998.
- Nike Footwear Catalog, Spring 1999, p. W78 and M103. Published Jun. 1998.
- Nike Footwear Catalog, Holiday 1998, p. W27. Published Mar. 1998.
- Nike Footwear Catalog, Fall 1998, p. 124. Published Dec. 1997.
- Nike Footwear Catalog, Holiday 1996, p. 22. Published Mar. 1996.
- Nike Footwear Catalog, Late Spring 1995, p. 48. Published Sep. 1994.

Primary Examiner—Dominic Simone
Attorney, Agent, or Firm—Banner & Witcoff, Ltd.


[57] **CLAIM**

The ornamental design for a portion of a shoe upper, as shown and described.

DESCRIPTION

FIG. 1 is a front perspective view of the portion of a shoe upper showing my new design;
FIG. 2 is a side elevational view thereof;
FIG. 3 is a top plan view thereof;
FIG. 4 is a front elevational view thereof; and,
FIG. 5 is a rear elevational view thereof.
The uneven broken line showing of the hook-shaped elements and the remainder of the shoe is for illustrative purposes only and forms no part of the claimed design.

1 Claim, 4 Drawing Sheets



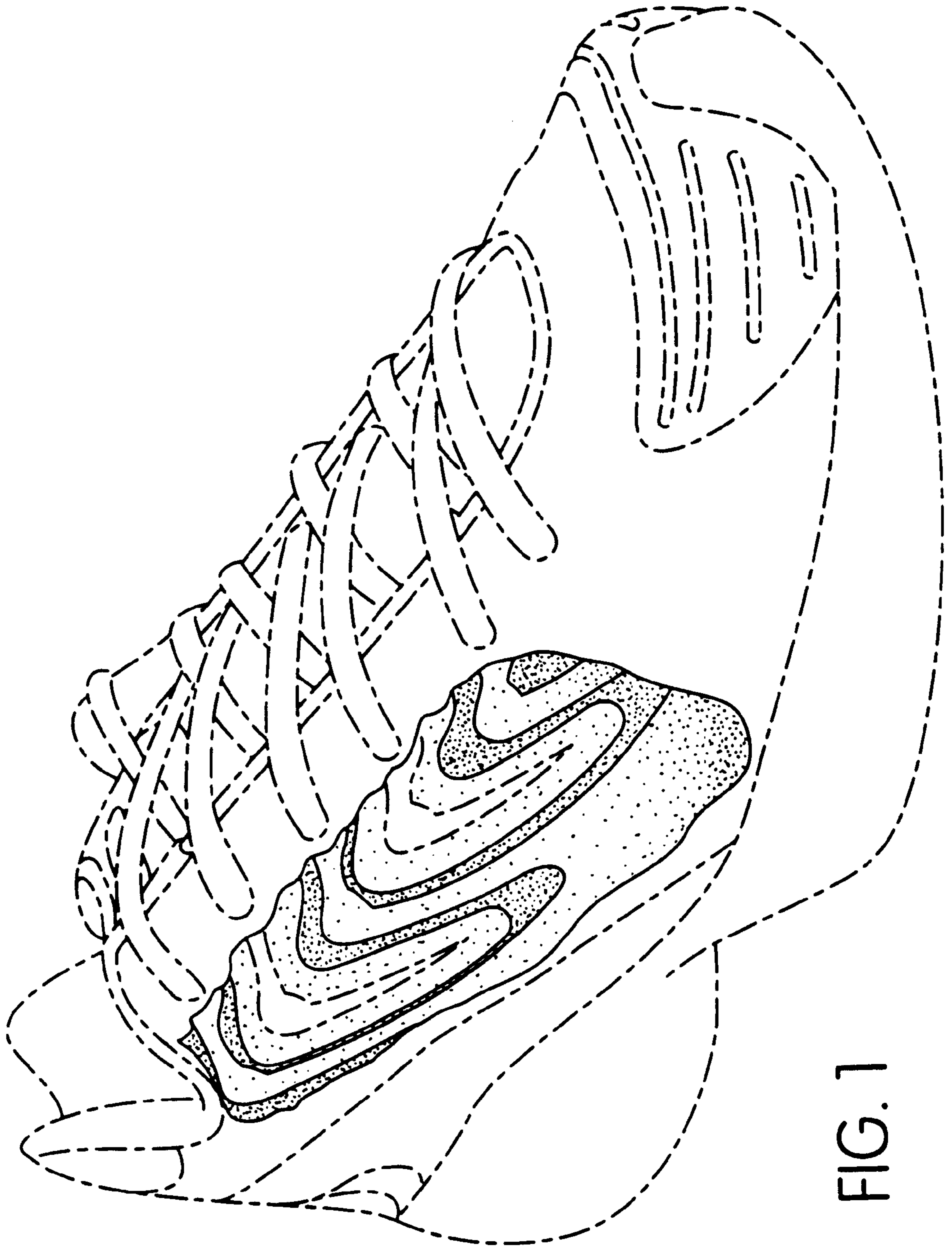


FIG. 1

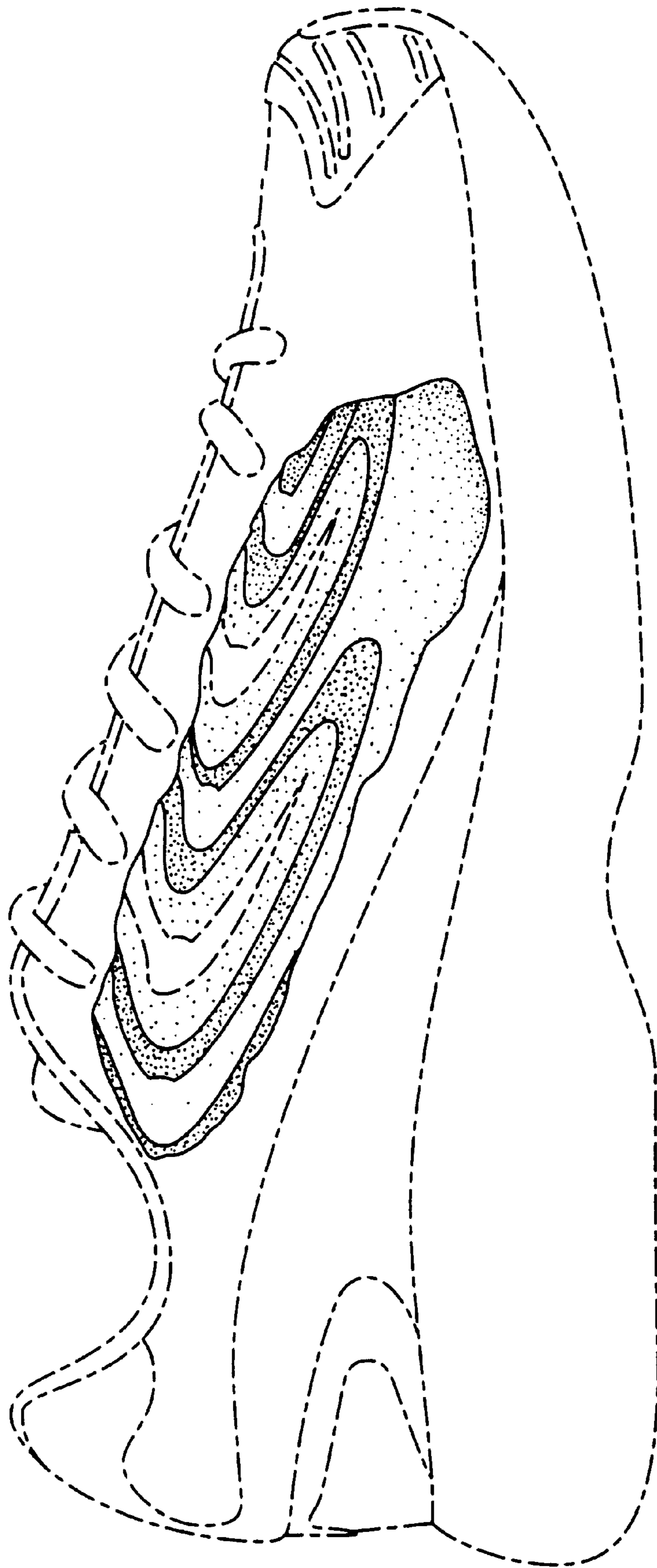


FIG. 2

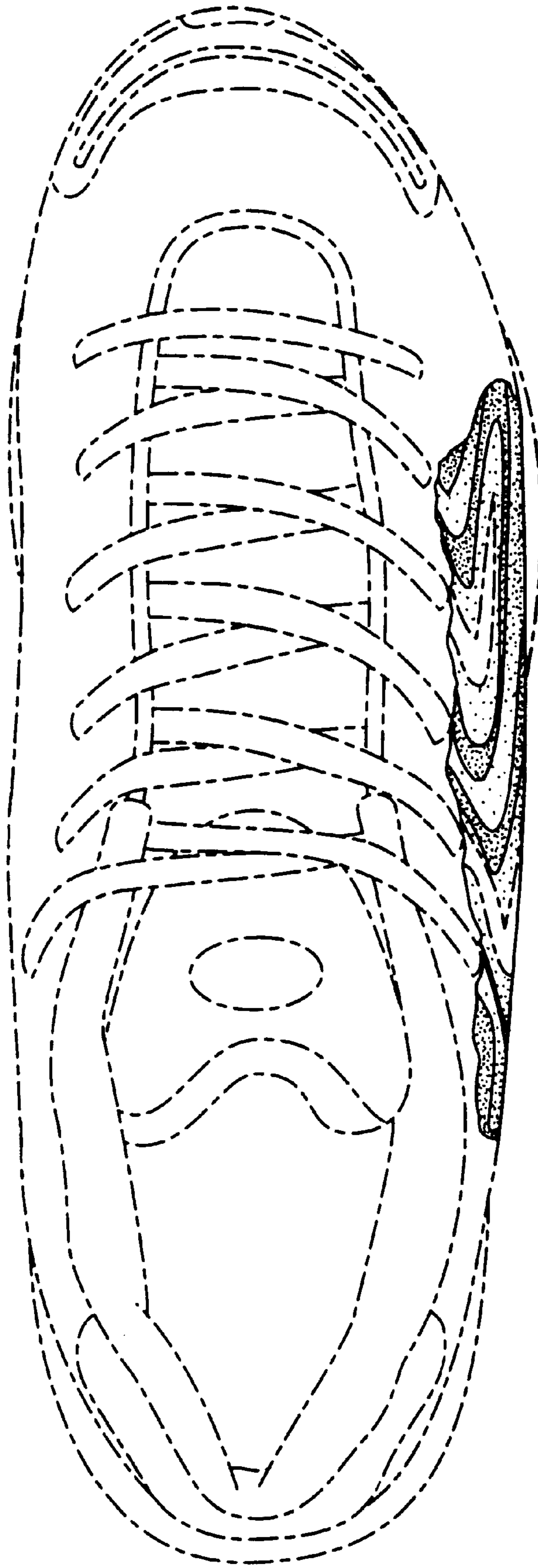


FIG. 3

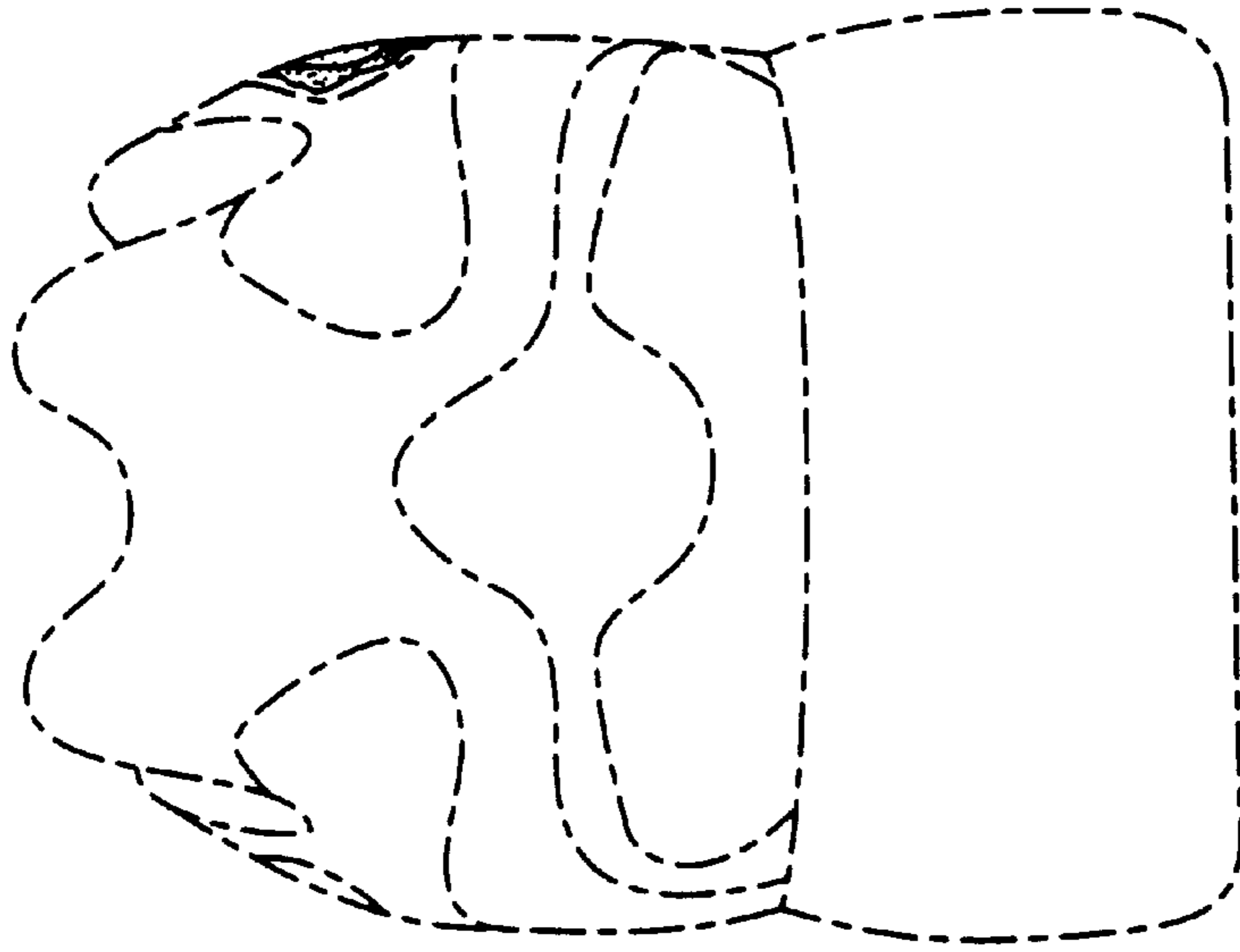


FIG. 5

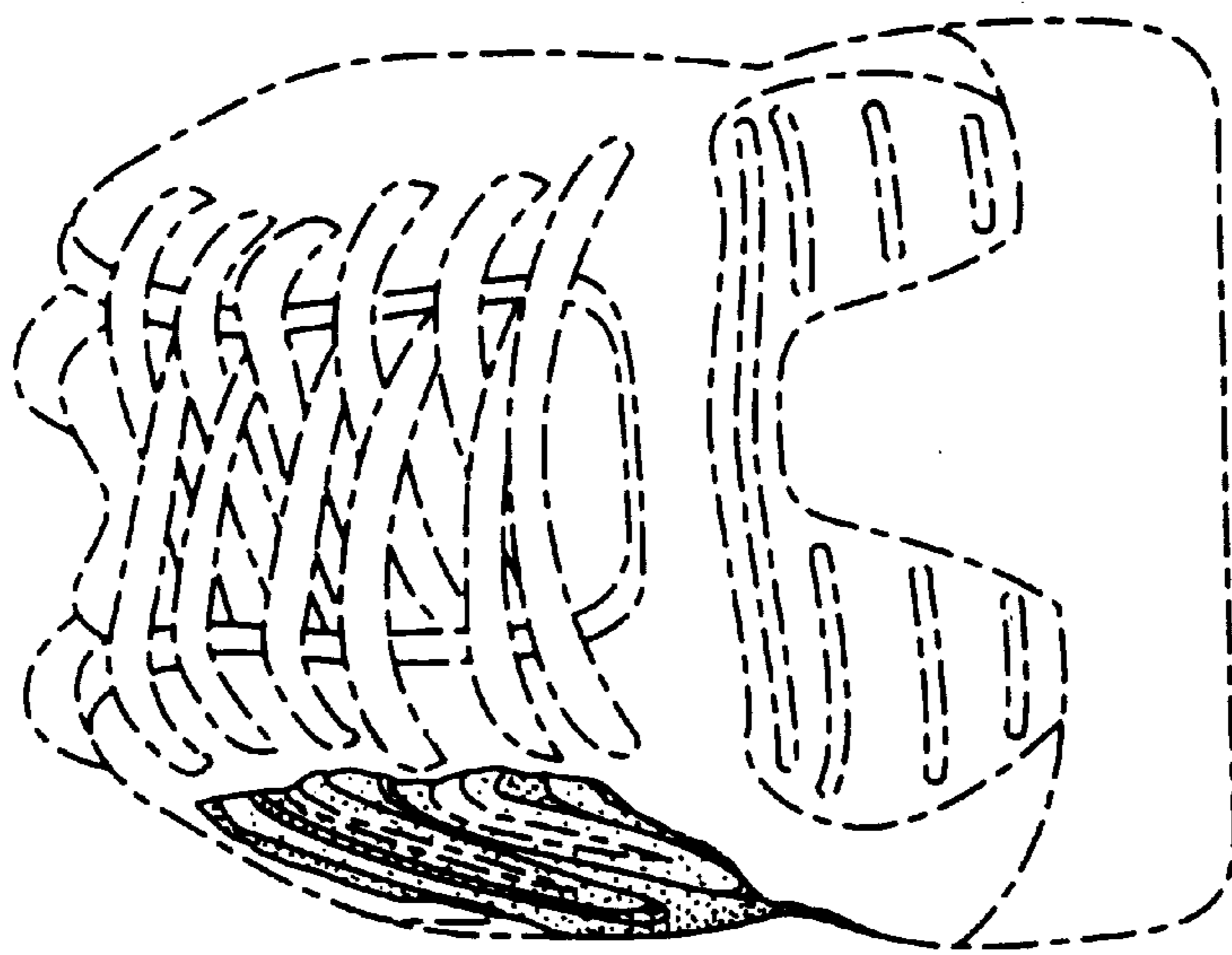


FIG. 4