



US00D413715S

United States Patent [19] Clarke

[11] **Patent Number: Des. 413,715**

[45] **Date of Patent: ** Sep. 14, 1999**

[54] **PORTION OF A SHOE UPPER**

[75] Inventor: **Richard D. Clarke**, Portland, Oreg.

[73] Assignee: **Nike, Inc.**, Beaverton, Oreg.

[**] Term: **14 Years**

[21] Appl. No.: **29/102,132**

[22] Filed: **Mar. 17, 1999**

[51] **LOC (6) Cl. 02-99**

[52] **U.S. Cl. D2/972**

[58] **Field of Search** D2/896, 902, 907,
D2/943, 944, 969, 970, 972; 36/45, 50.1,
51, 77 M, 77 R, 83, 88, 89, 113, 114, 126-130

[56] **References Cited**

U.S. PATENT DOCUMENTS

- D. 278,757 5/1985 Werman .
- D. 281,829 12/1985 Radford .
- D. 291,143 8/1987 Selbiger et al. .
- D. 293,159 12/1987 Sacre .
- D. 295,916 5/1988 Selbiger .
- D. 296,148 6/1988 Selbiger .
- D. 296,379 6/1988 Lee .
- D. 315,979 4/1991 Legacki et al. .
- D. 325,809 5/1992 Close .
- D. 326,950 6/1992 Legacki et al. .
- D. 331,145 11/1992 Cheng .
- D. 333,379 2/1993 Tonkel et al. .
- D. 334,275 3/1993 Miller et al. .
- D. 370,117 5/1996 Worthington .
- D. 377,413 1/1997 Worthington .
- D. 384,802 10/1997 Avar .
- D. 407,199 3/1999 Hardy .

- D. 407,202 3/1999 Cass D2/972
- D. 409,368 5/1999 Clarke D2/972
- 1,502,087 7/1924 Bunns .

FOREIGN PATENT DOCUMENTS

WO 90/04933 5/1990 WIPO .

OTHER PUBLICATIONS

Nike Footwear Catalog, Fall 1999, pp. W9, W10, W12, and M42. Published Dec. 1998.
 Nike Footwear Catalog, Late Spring 1999, p.M60. Published Sep. 1998.
 Nike Footwear Catalog, Fall 1998, p. 100. Published Dec. 1997.
 Nike Footwear Catalog, Fall 1987, p. 26. Published Jan. 1987.

Primary Examiner—Dominic Simone
Attorney, Agent, or Firm—Banner & Witcoff, Ltd.

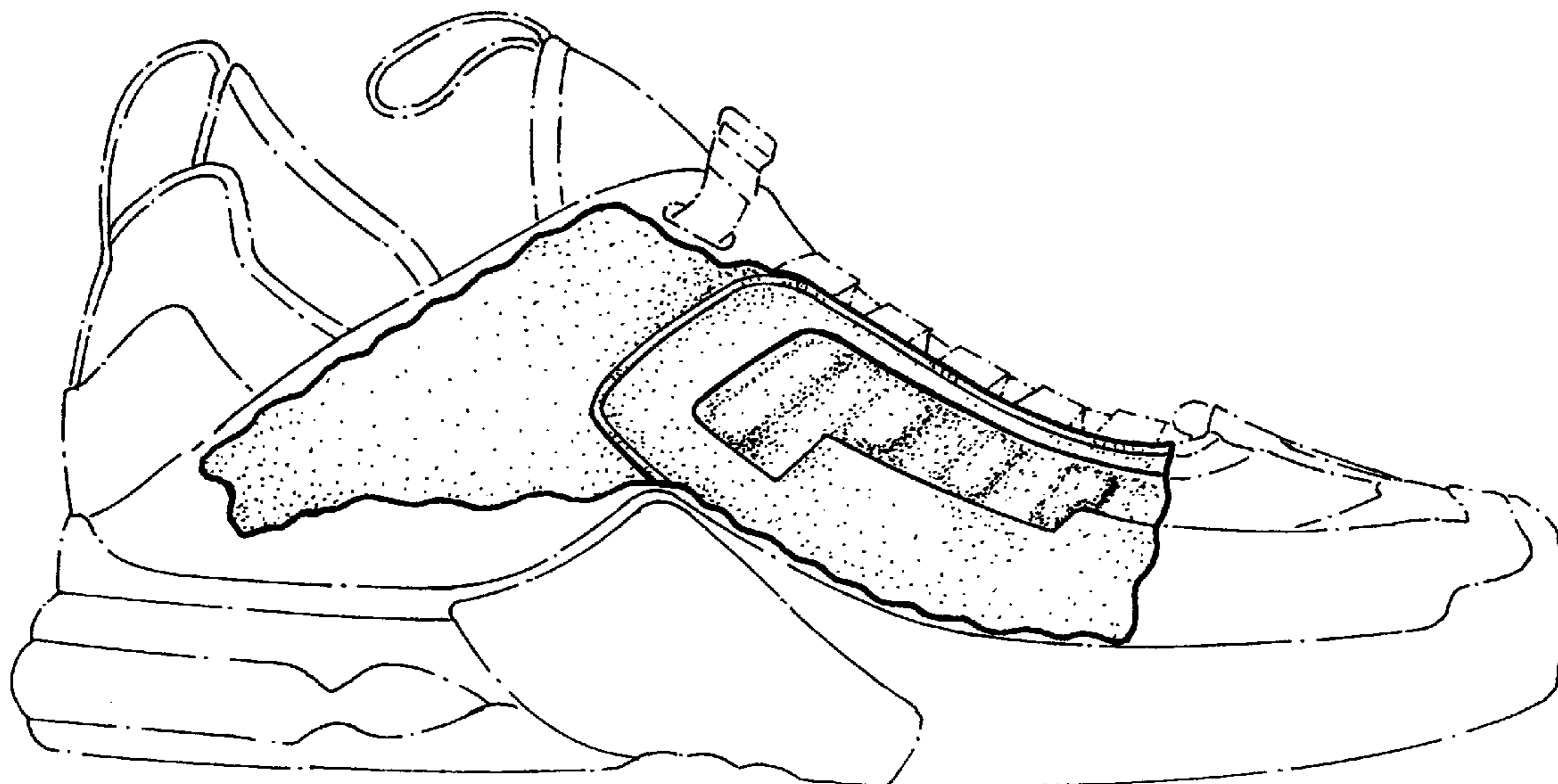
[57] **CLAIM**

The ornamental design for a portion of a shoe upper, as shown and described.

DESCRIPTION

FIG. 1 is a perspective view of a portion of a shoe upper showing my new design;
 FIG. 2 is a side elevational view thereof;
 FIG. 3 is a front elevational view thereof;
 FIG. 4 is a rear elevational view thereof; and,
 FIG. 5 is a top plan view thereof.
 The uneven broken line showing of the remainder of the shoe is for illustrative purposes only and forms no part of the claimed design.

1 Claim, 2 Drawing Sheets



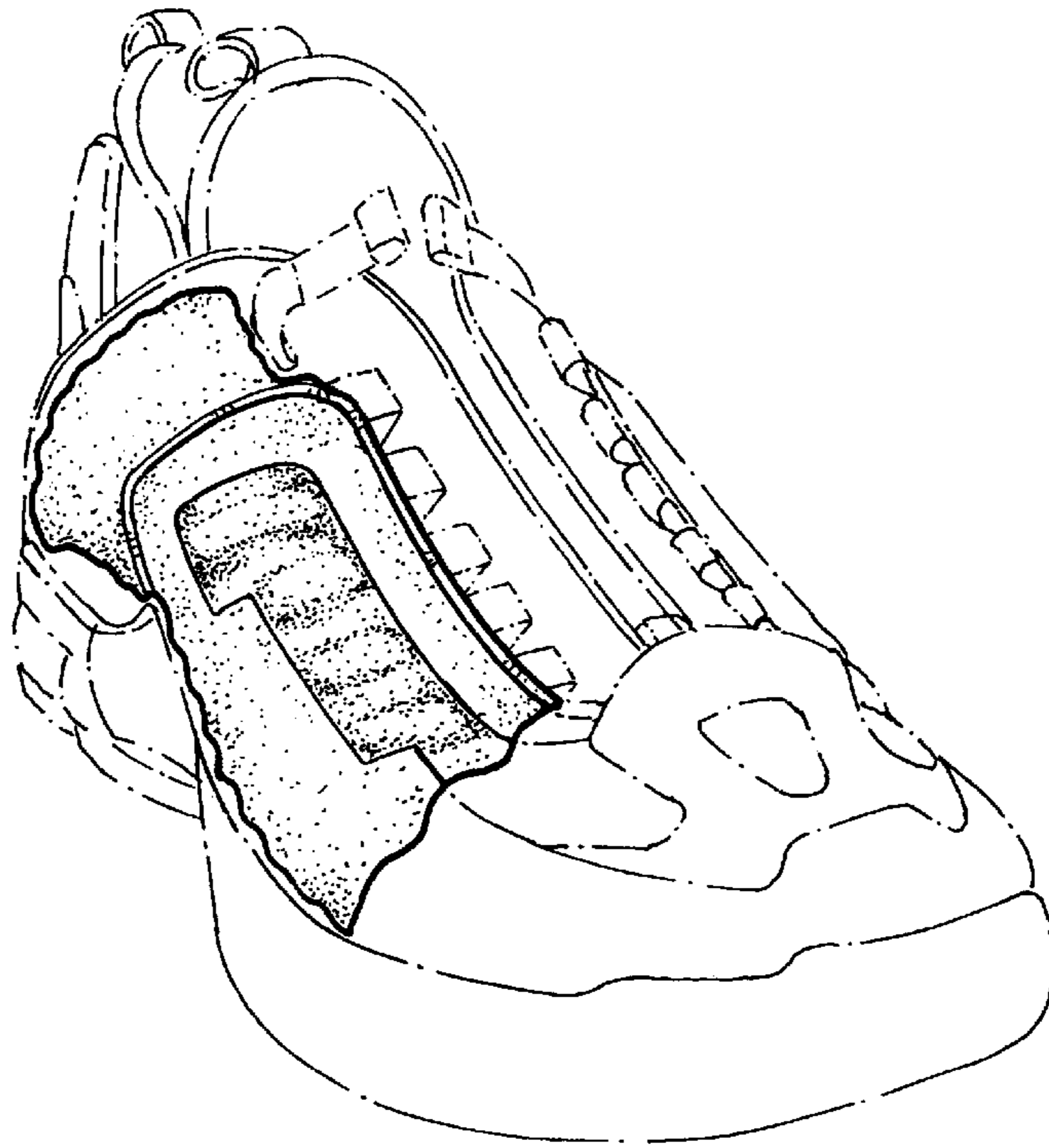


FIG. 1

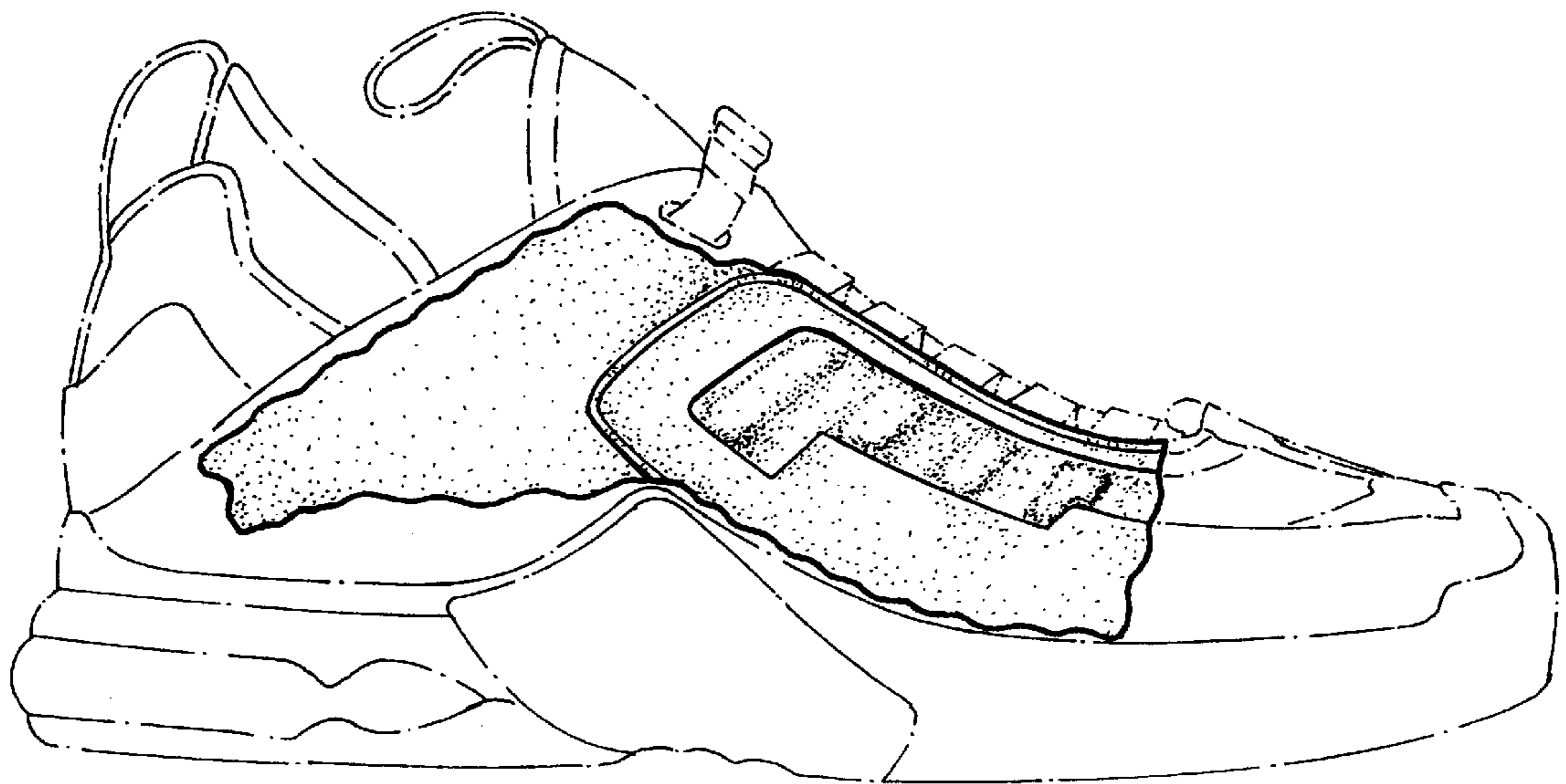


FIG. 2

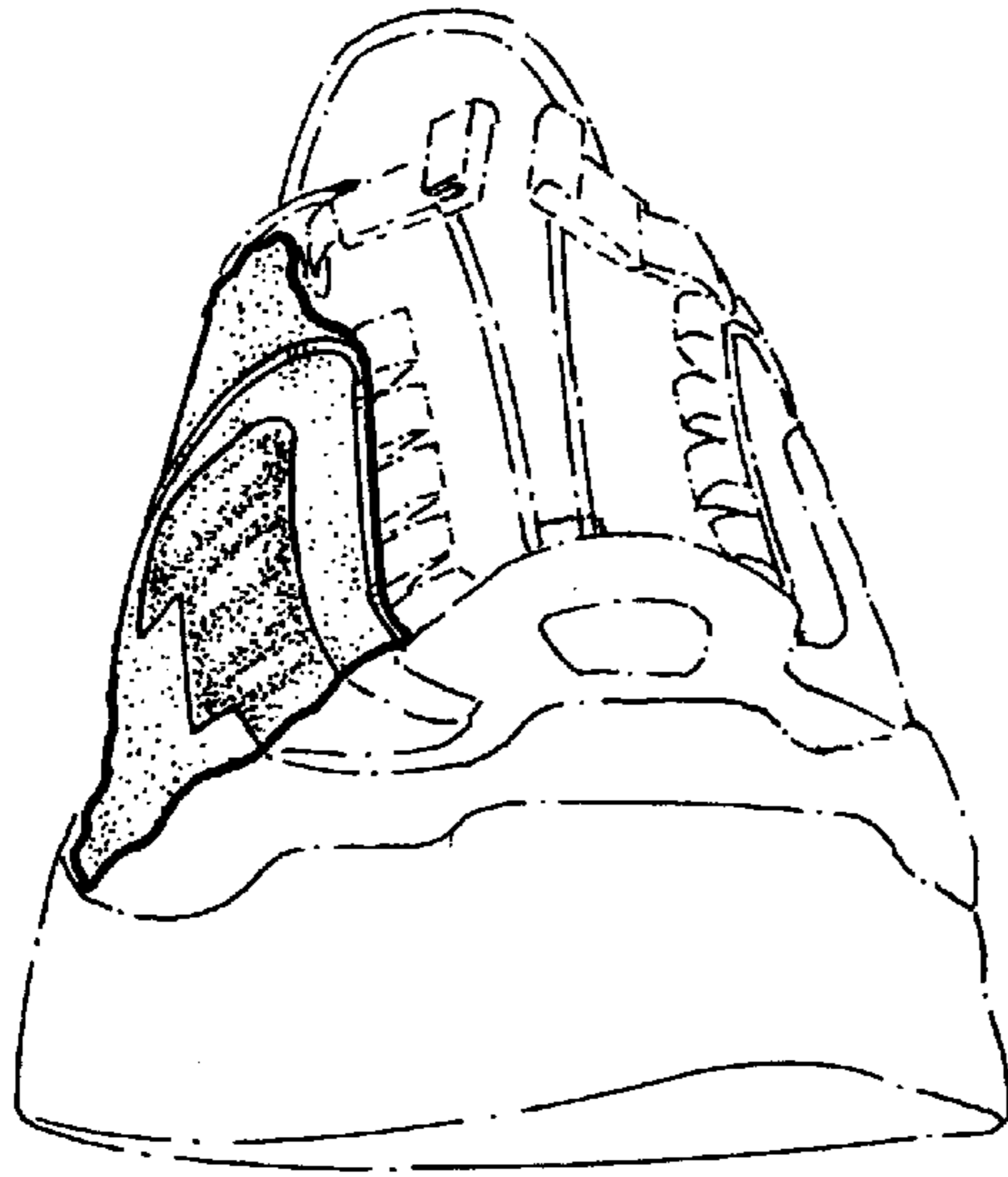


FIG. 3

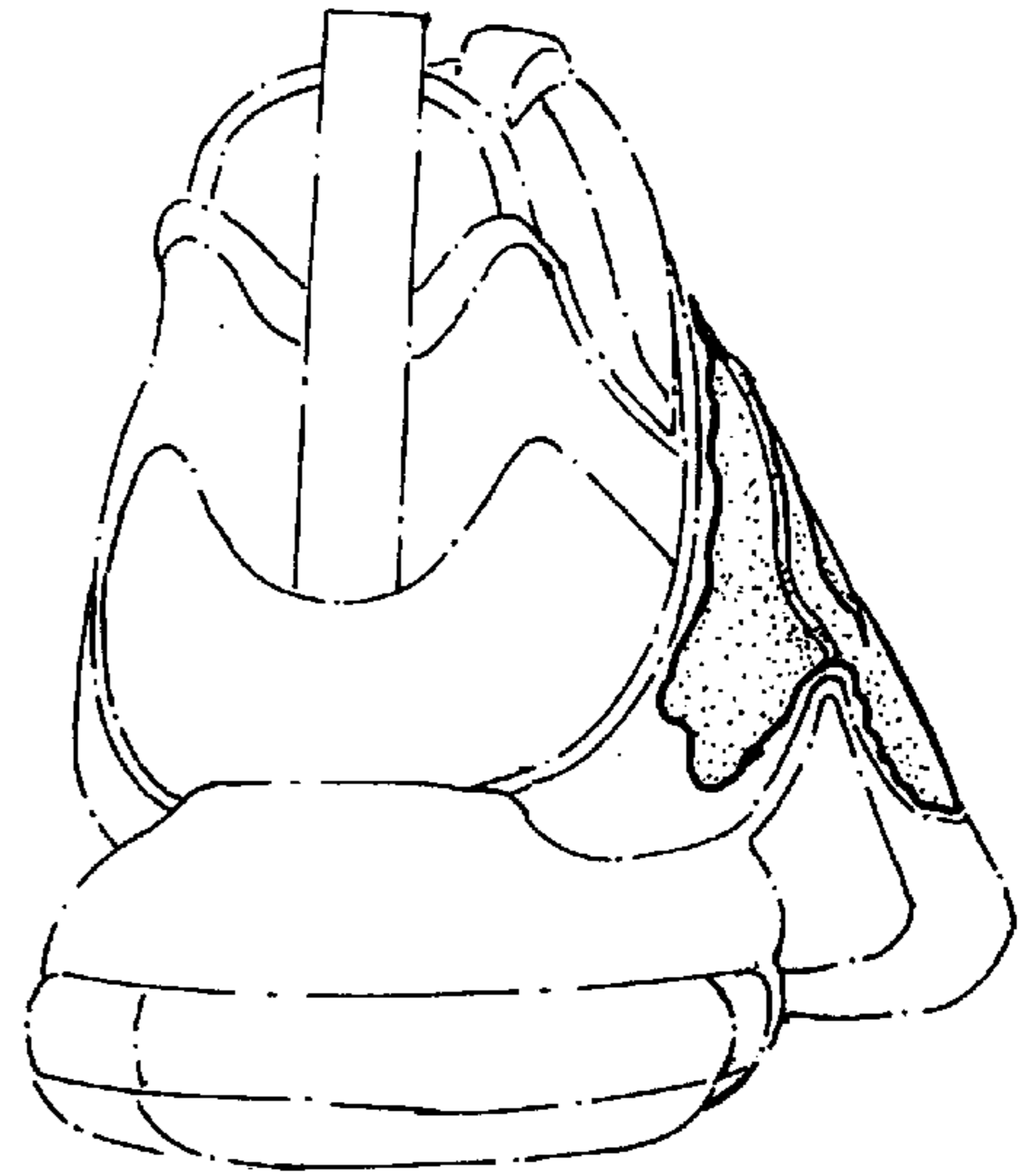


FIG. 4

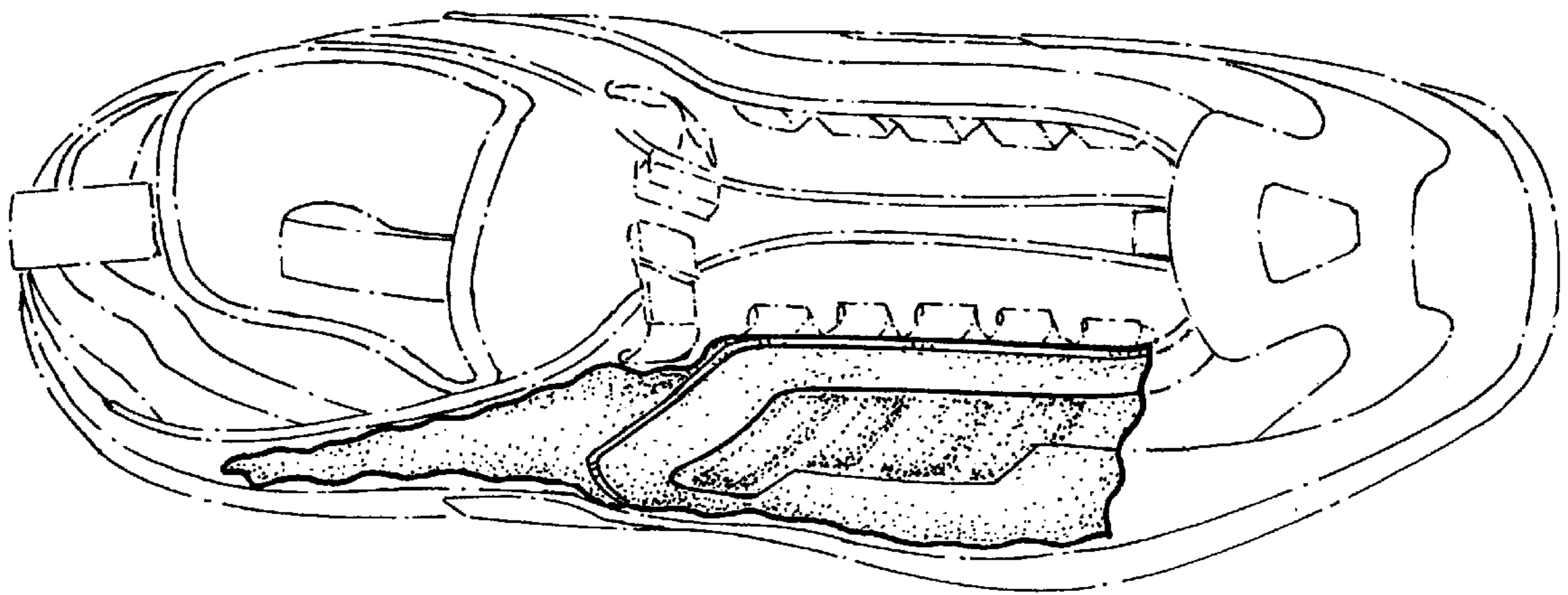


FIG. 5