



US00D413714S

**United States Patent** [19]  
**Challant**

[11] **Patent Number: Des. 413,714**

[45] **Date of Patent: \*\* Sep. 14, 1999**

[54] **SHOE SOLE**

[75] Inventor: **Mark H. Challant**, Wayland, Mass.

[73] Assignee: **E.S. Originals, Inc.**, New York, N.Y.

[\*\*] Term: **14 Years**

[21] Appl. No.: **29/095,627**

[22] Filed: **Oct. 27, 1998**

[51] **LOC (6) Cl.** ..... **02-04**

[52] **U.S. Cl.** ..... **D2/959; D2/951; D2/957**

[58] **Field of Search** ..... D2/902-951, 953,  
D2/954, 955, 956, 957, 959, 960, 961;  
36/3 B, 7.3, 25 R, 28, 32 R

[56] **References Cited**

**U.S. PATENT DOCUMENTS**

- D. 286,342 10/1986 Stubblefield ..... D2/957
- D. 287,304 12/1986 Peterson et al. .... D2/956
- D. 289,943 5/1987 Liebscher et al. .... D2/959
- D. 302,901 8/1989 Mitsui ..... D2/959

- D. 335,572 5/1993 Peterson ..... D2/959
- D. 340,130 10/1993 Blissett ..... D2/959
- D. 348,148 6/1994 Limauro ..... D2/954
- D. 364,265 11/1995 Murray ..... D2/951
- D. 397,849 9/1998 Mitsui et al. .... D2/954
- 4,060,917 12/1977 Canale ..... 36/32 R

*Primary Examiner*—Celia Murphy  
*Attorney, Agent, or Firm*—Kirschstein, et al.

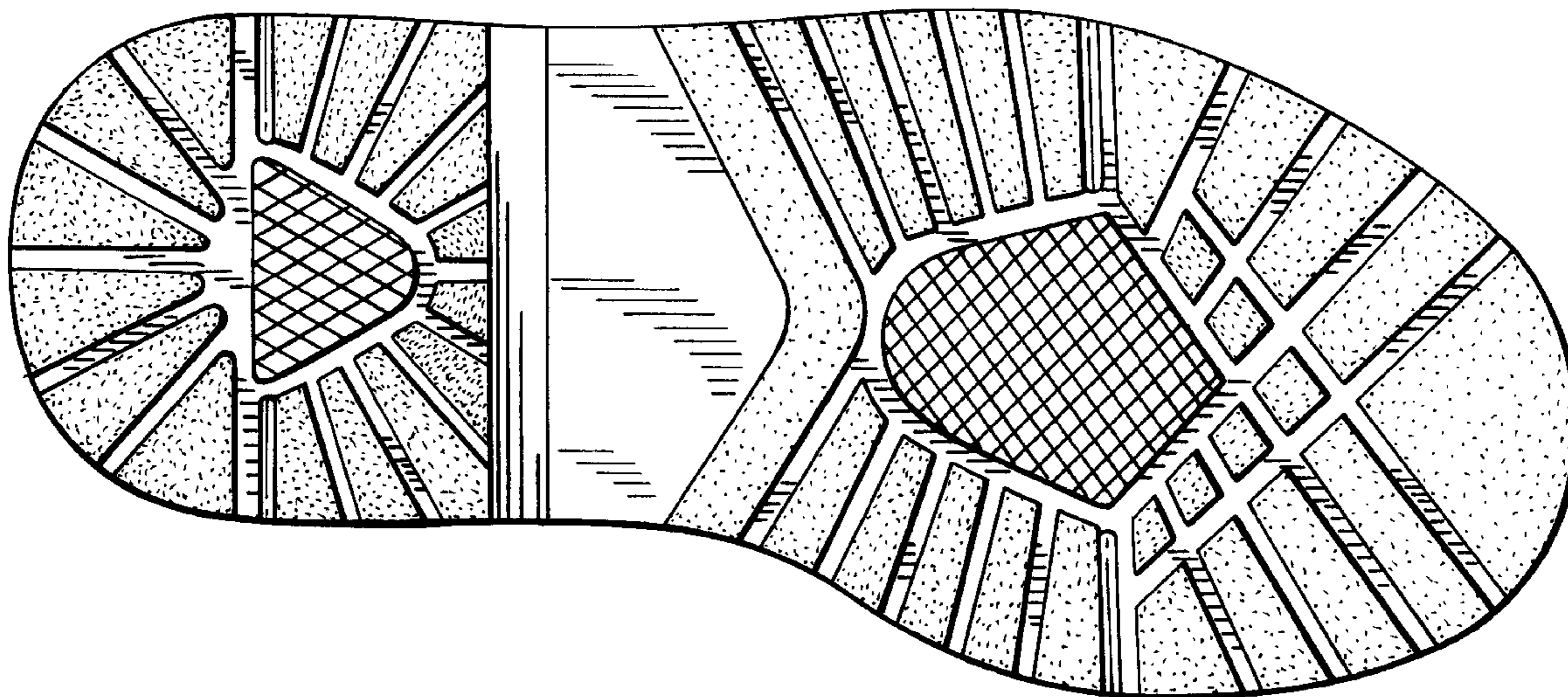
[57] **CLAIM**

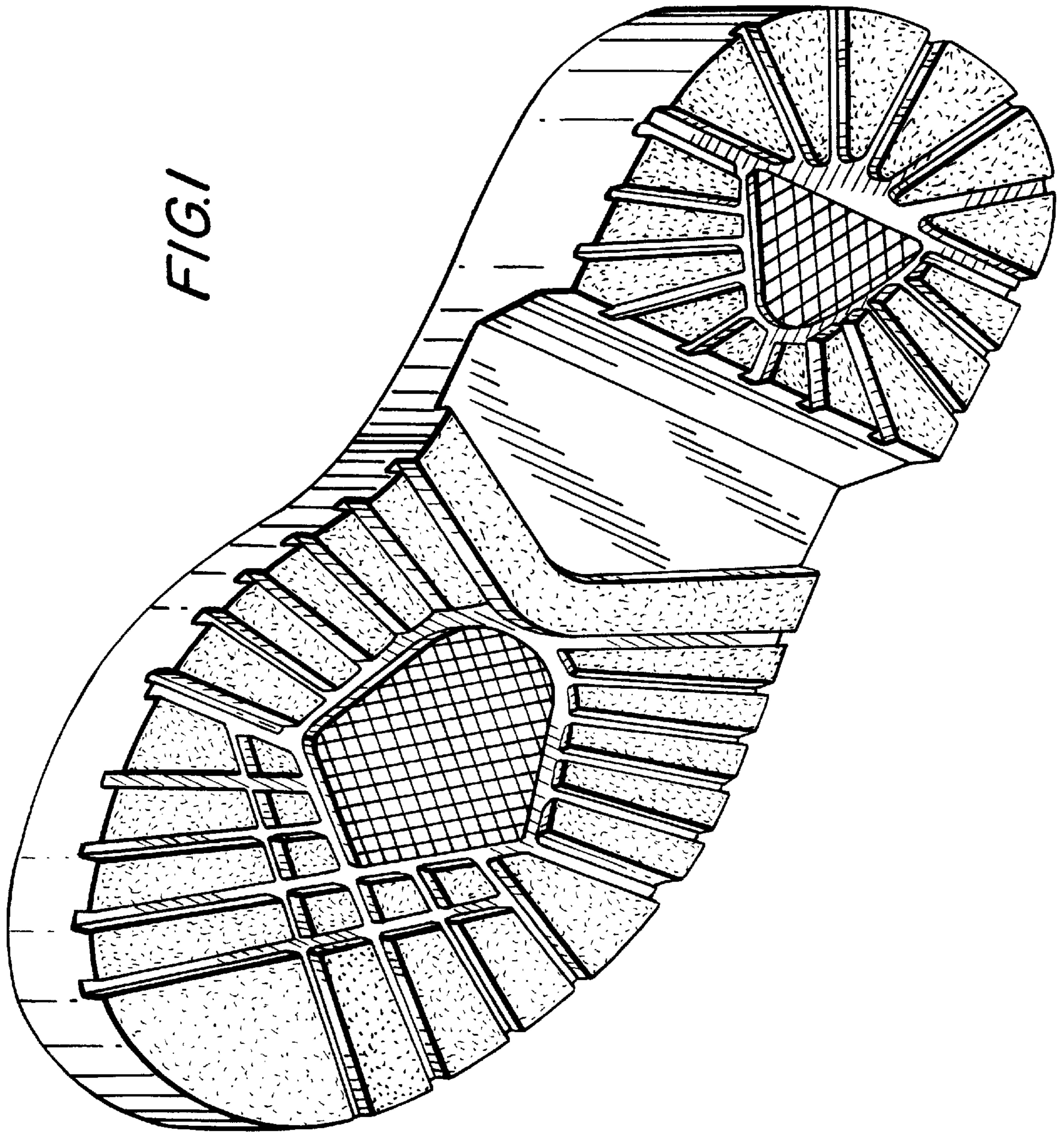
The ornamental design for a shoe sole, as shown.

**DESCRIPTION**

FIG. 1 is a bottom, right side and front, perspective view of a shoe sole according to my new design; FIG. 2 is a front elevational view thereof; FIG. 3 is a right side elevational view thereof; FIG. 4 is a rear elevational view thereof; FIG. 5 is a left side elevational view thereof; and, FIG. 6 is a bottom plan elevational view thereof.

**1 Claim, 3 Drawing Sheets**





*FIG. 1*

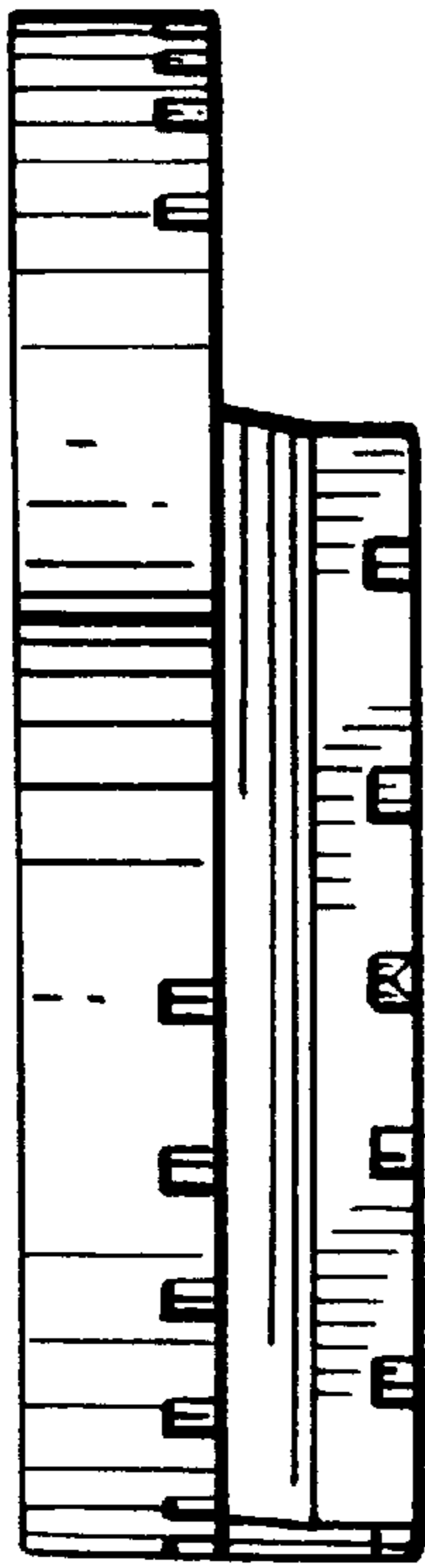


FIG. 2

FIG. 3

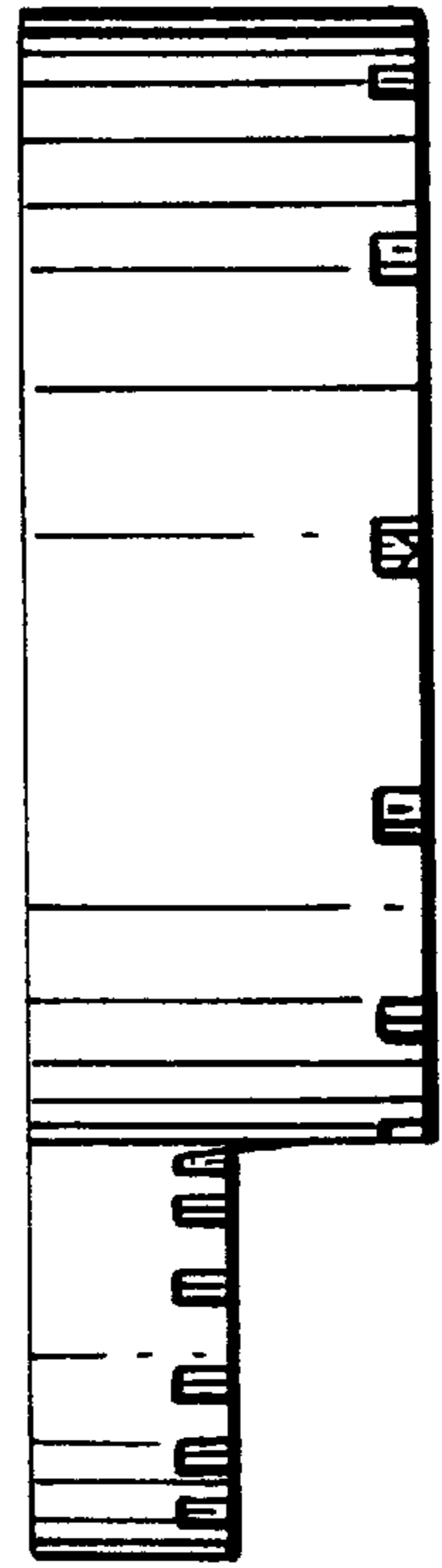
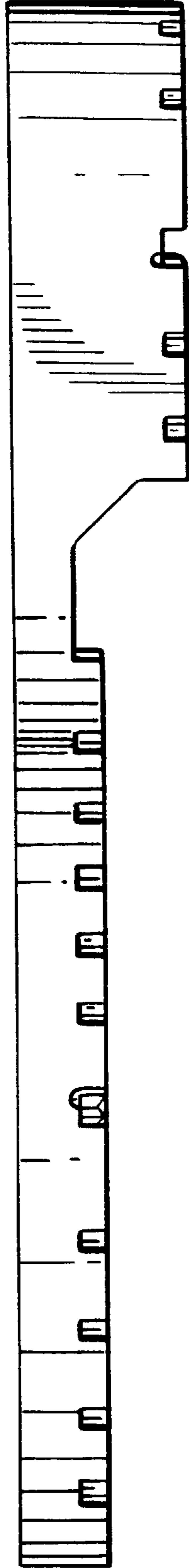


FIG. 4



FIG. 5

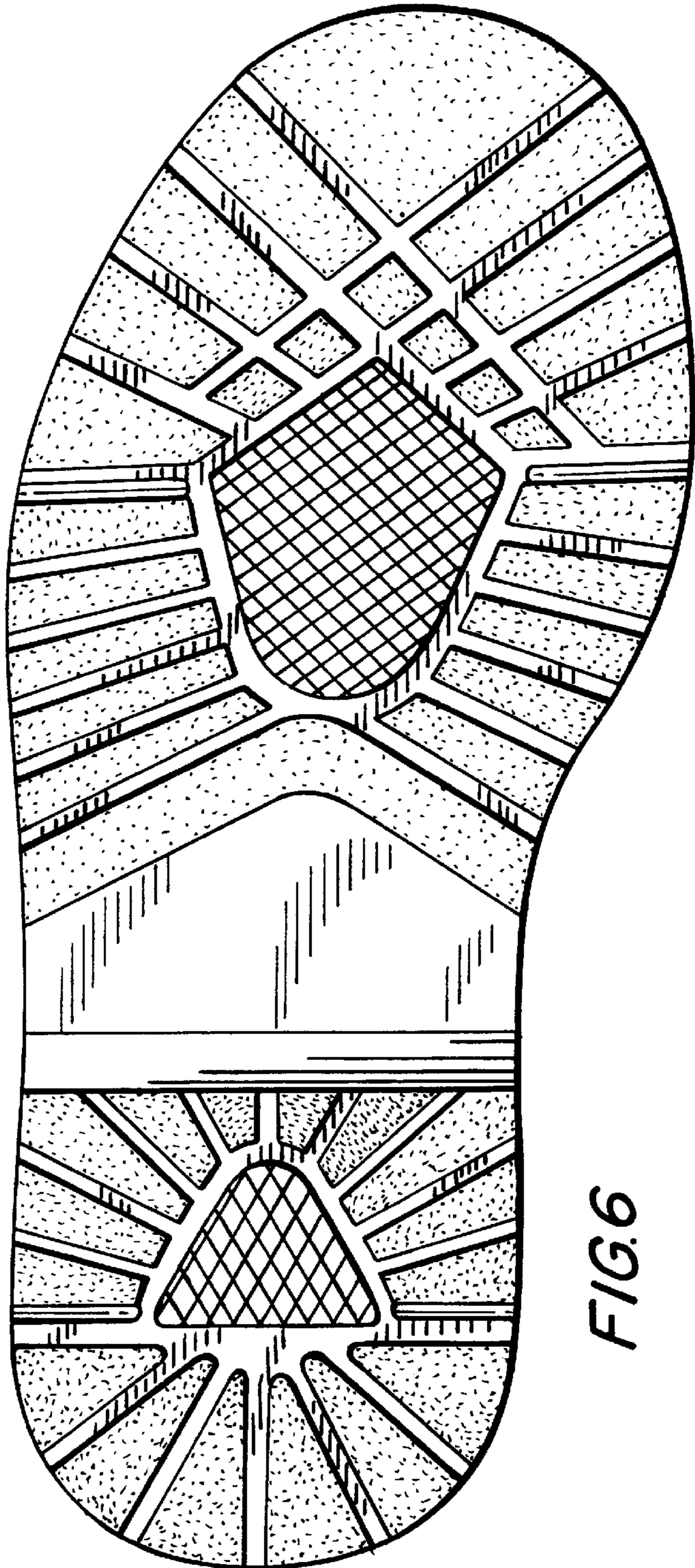


FIG. 6