



US00D413694S

# United States Patent [19] Bennett

[11] Patent Number: **Des. 413,694**

[45] Date of Patent: **\*\* Sep. 7, 1999**

[54] **DENTAL FLOSS DISPENSER**

[75] Inventor: **David Charles Bennett**, Mooloolaba, Australia

[73] Assignee: **David Bennett**, Queensland, Australia

[\*\*] Term: **14 Years**

[21] Appl. No.: **29/037,056**

[22] Filed: **Apr. 3, 1995**

[51] **LOC (6) Cl.** ..... **14-02**

[52] **U.S. Cl.** ..... **D28/66**

[58] **Field of Search** ..... D28/64, 66; 132/321-9; D9/303

[56] **References Cited**

**U.S. PATENT DOCUMENTS**

- D. 189,548 1/1961 Gershen ..... D28/64 X
- D. 192,007 1/1962 Gershen ..... D28/64

- D. 271,431 11/1983 Seelig ..... D28/64
- D. 341,909 11/1993 Schneider ..... D28/64
- 2,929,541 3/1960 Castelli et al. .... D28/64 X

*Primary Examiner*—M. H. Tung

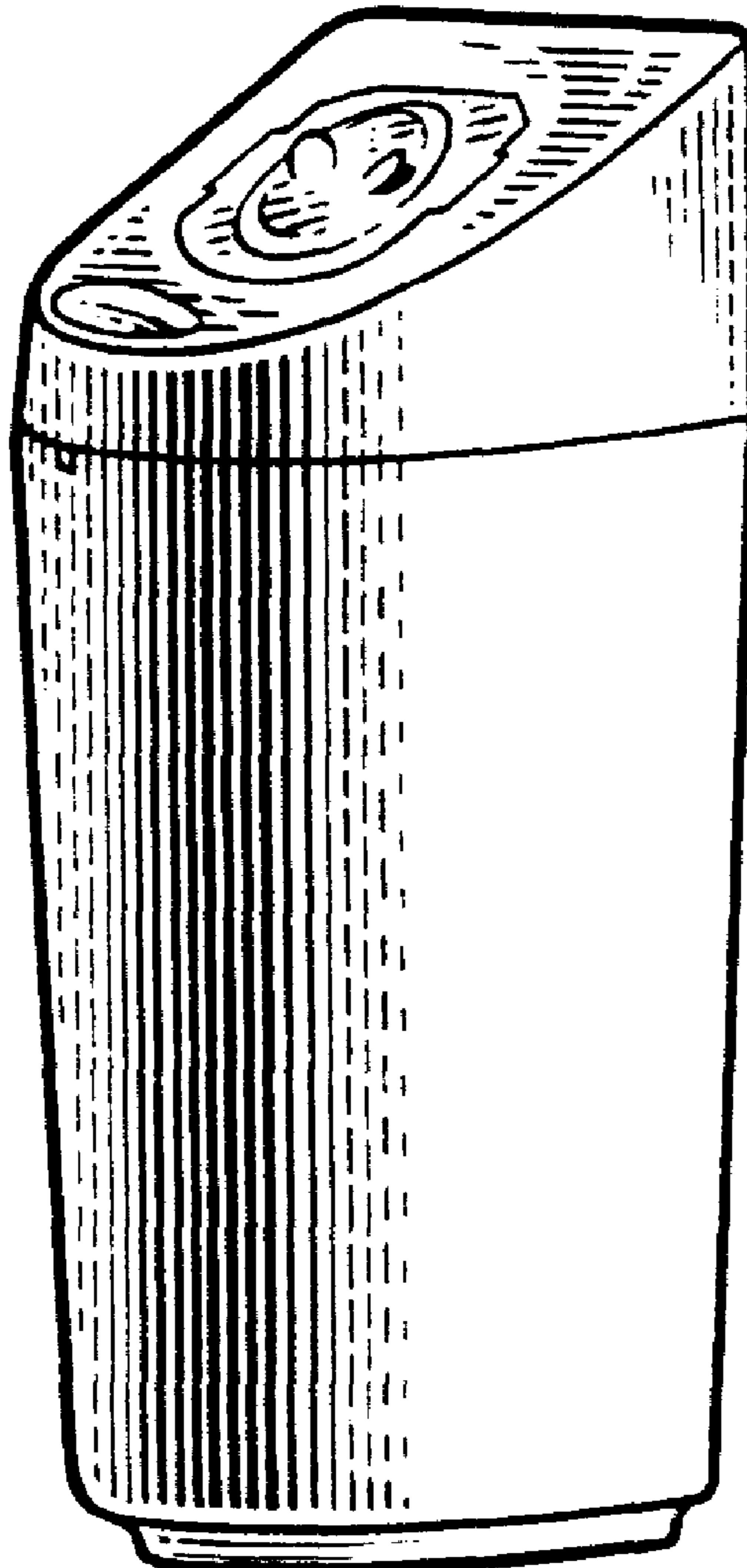
[57] **CLAIM**

I claim the ornamental design for an dental floss dispenser, as shown and described.

**DESCRIPTION**

FIG. 1 is a view of the left side of the dispenser  
 FIG. 2 is a view of the front of the dispenser  
 FIG. 3 is a view of the right side of the dispenser  
 FIG. 4 is a view of the left side perspective of the dispenser;  
 FIG. 5 is a view of the top of the dispenser;  
 FIG. 6 is a view of the bottom of the dispenser; and,  
 FIG. 7 is an exploded view of the right side perspective of the dispenser.

**1 Claim, 1 Drawing Sheet**






FIG. 1.




FIG. 2.




FIG. 3.

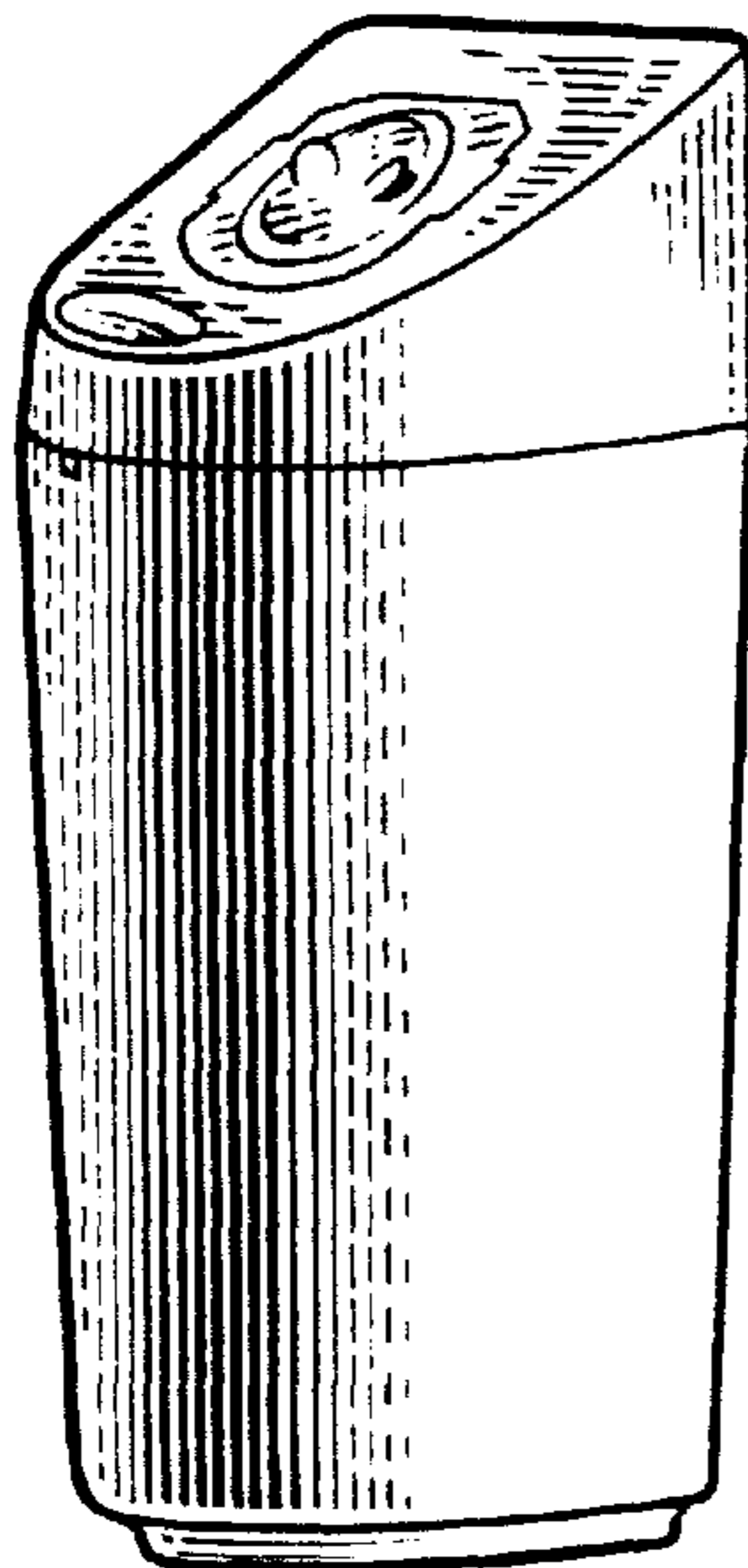


FIG. 4.




FIG. 5.

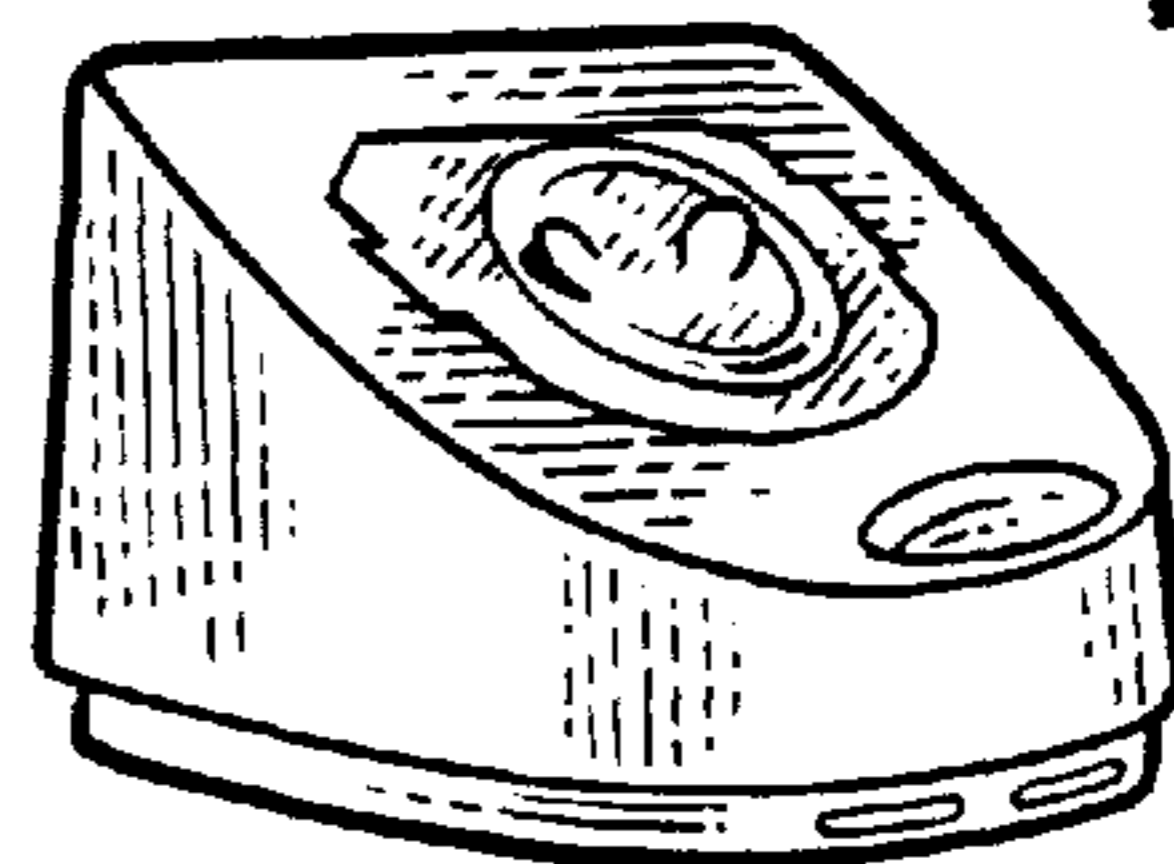


FIG. 7.

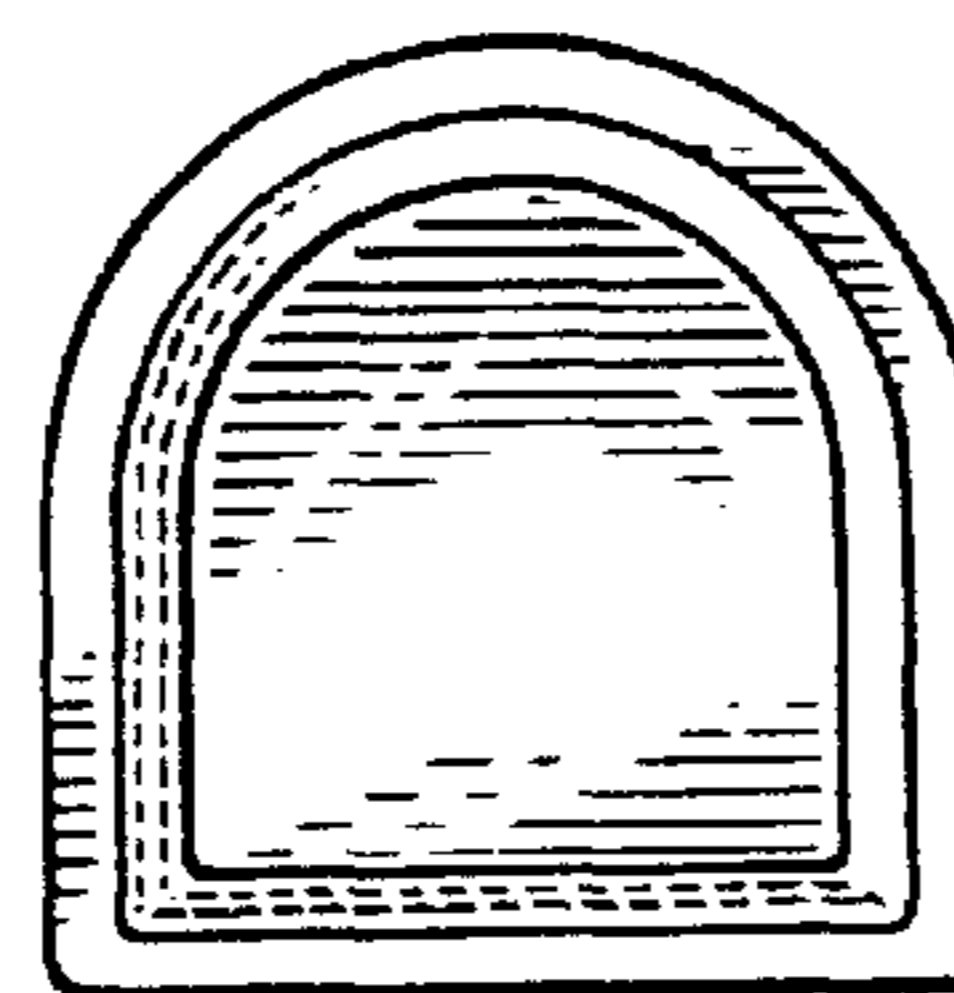


FIG. 6.

