



US00D413693S

United States Patent [19] Minnelli

[11] **Patent Number: Des. 413,693**

[45] **Date of Patent: ** Sep. 7, 1999**

[54] **HAIR PONYTAIL BAND**

4,833,734 5/1989 Der Estephanian 2/DIG. 11
5,230,355 7/1993 Weingrod 132/275

[76] Inventor: **Mia Minnelli**, 1770 Broadway #101,
San Francisco, Calif. 94109

FOREIGN PATENT DOCUMENTS

[**] Term: **14 Years**

90591 1/1968 France 2/312

[21] Appl. No.: **29/088,568**

OTHER PUBLICATIONS

[22] Filed: **May 27, 1998**

Hong Kong Enterprise Oct. 1997, p. 1149; top of page—
ponytail holder indicated by arrow.

[51] **LOC (6) Cl. 28-03**

Primary Examiner—Ted Shooman

[52] **U.S. Cl. D28/41**

Assistant Examiner—C Tuttle

[58] **Field of Search** D28/39-41; D2/865,
D2/875, 877, 894, 895, 610, 625, 637;
132/273, 275; 2/174, 171, 170, 162, 311,
338, 312; D11/3, 4

Attorney, Agent, or Firm—Goldstein & Canino

[57] CLAIM

[56] References Cited

The ornamental design for a hair ponytail band, as shown
and described.

U.S. PATENT DOCUMENTS

DESCRIPTION

D. 10,265	10/1877	Lang	D11/5
D. 90,780	9/1933	Oulton	D11/4
D. 316,774	5/1991	Falk	D2/875
D. 317,274	6/1991	Redina	D11/4
D. 342,154	12/1993	Capello	D2/875
D. 356,393	3/1995	Revson	D28/41
D. 388,588	1/1998	Gruters et al.	D2/866
409,001	8/1889	Ashworth	2/338
818,031	4/1906	Kislik	2/338
1,626,433	4/1927	Siner	132/273
1,921,271	8/1933	Lubin	2/338
2,595,657	5/1952	Harmon	132/273
2,975,788	3/1961	Ardelyan	132/273
4,047,400	9/1977	Thorneburg	2/170 X
4,685,893	8/1987	Perkitny et al.	446/319

FIG. 1 is a diagrammatic perspective view of the hair ponytail band in full lines, the human head shown in broken lines being for illustrative purposes only and forming no part of the claimed invention.

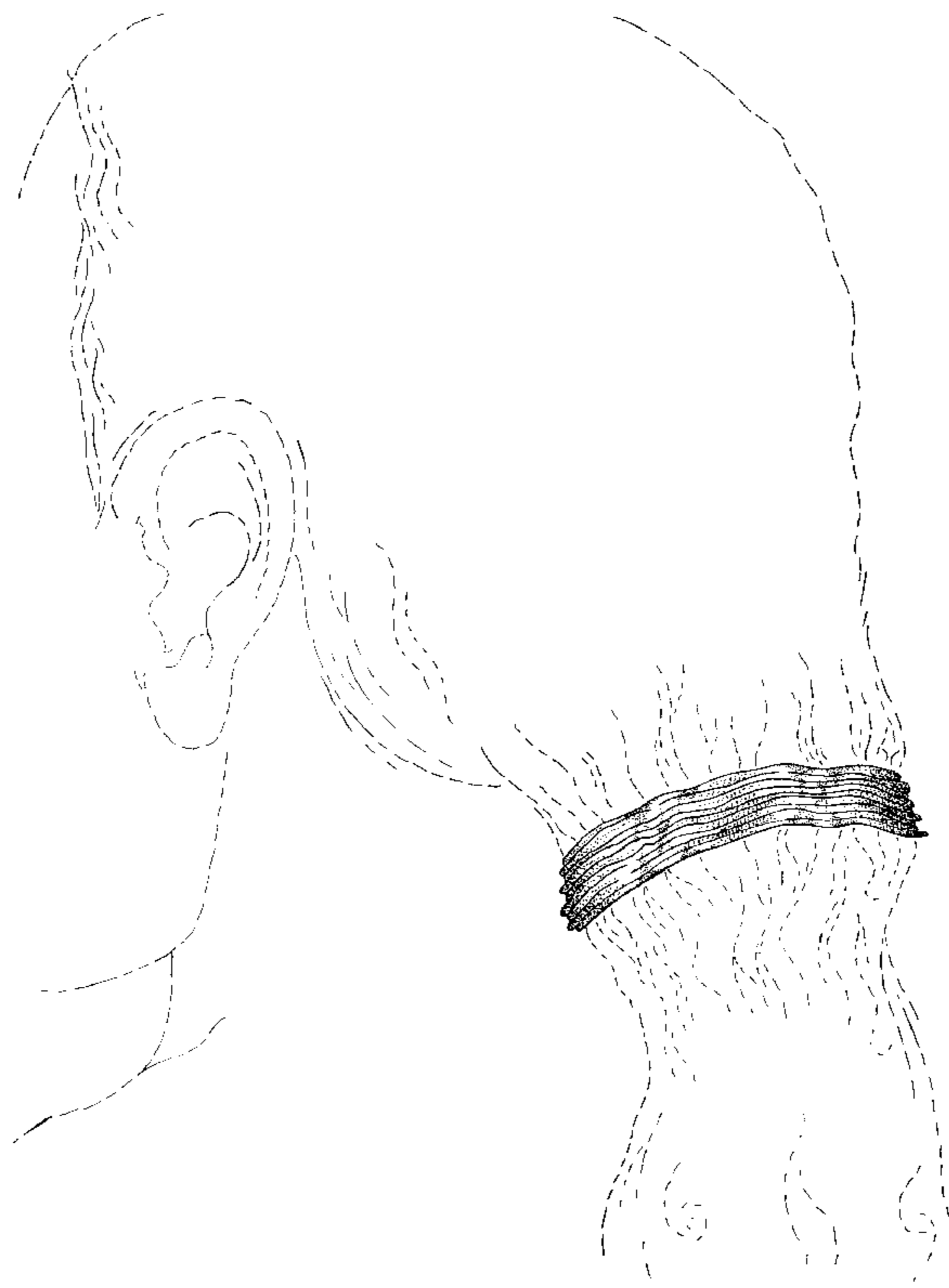
FIG. 2 is a top plan view of the hair ponytail band, the bottom plan view being a mirror image of the top view.

FIG. 3 is a right side elevational view thereof, the left side view being a mirror image of the right side view; and,

FIG. 4 is a front elevational view thereof, the rear elevational view being a mirror image of the front view.

The portions of the band that are not shown in the drawings are not being claimed.

1 Claim, 2 Drawing Sheets



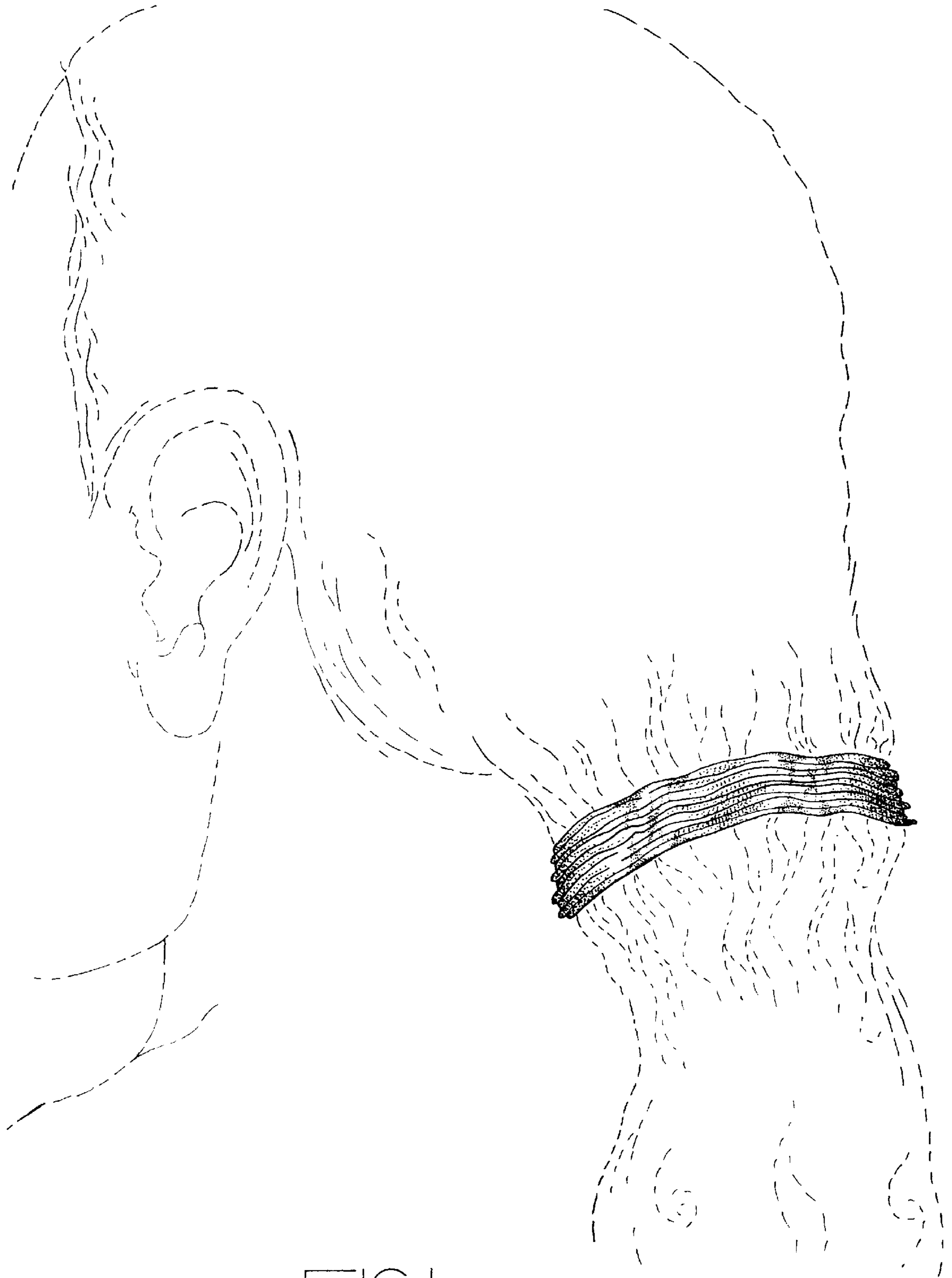


FIG. 1

FIG. 2

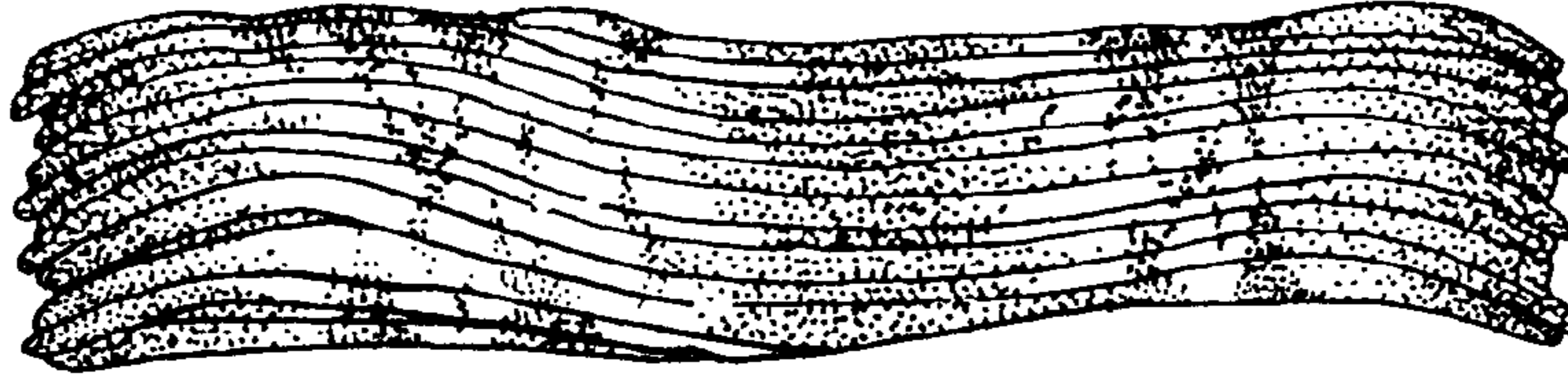


FIG. 3

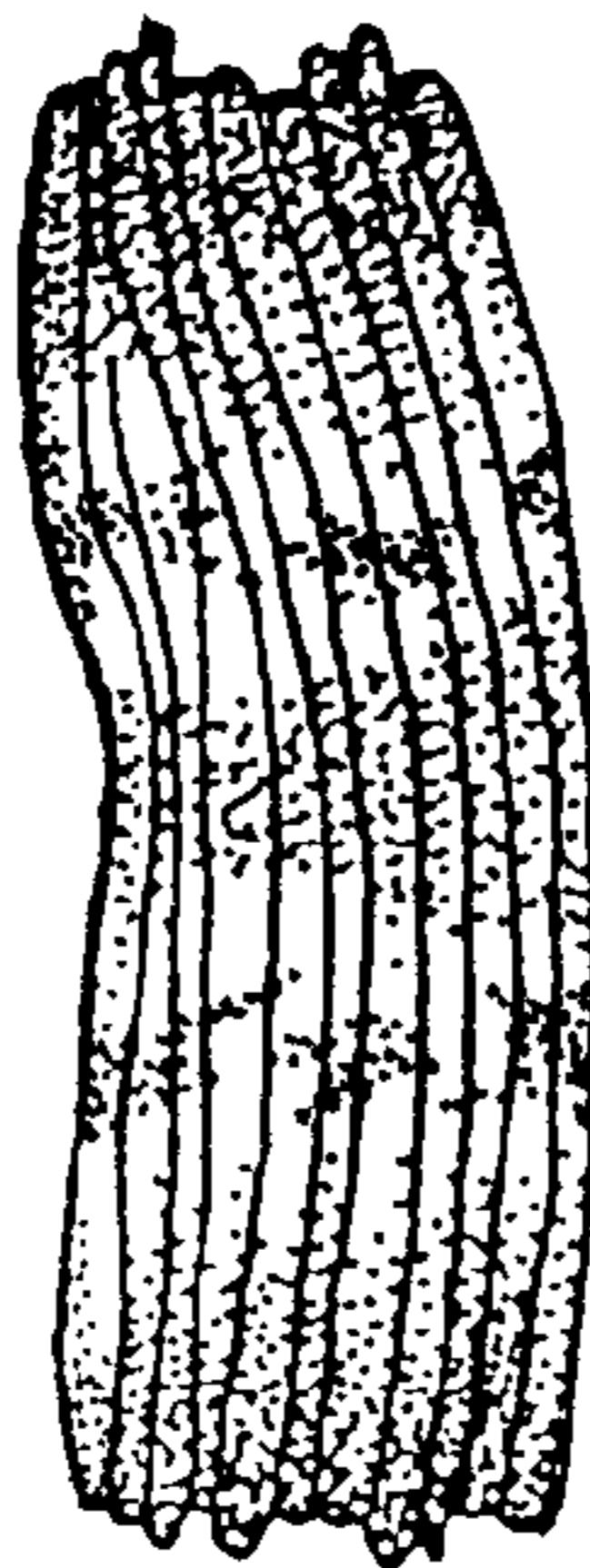


FIG. 4

