



US00D413691S

# United States Patent [19] Malamud

[11] Patent Number: **Des. 413,691**

[45] Date of Patent: **\*\* Sep. 7, 1999**

[54] **LAMP HAVING ROTATABLE PICTURE FRAMES**

D. 349,583 8/1994 Watters ..... D26/106

[76] Inventor: **Charles Malamud**, 611 Banner Ave.,  
Brooklyn, N.Y. 11235

*Primary Examiner*—Susan J. Lucas

[\*\*] Term: **14 Years**

[57] **CLAIM**

The ornamental design for a lamp having rotatable picture frames, as shown and described.

[21] Appl. No.: **29/085,358**

**DESCRIPTION**

[22] Filed: **Mar. 20, 1998**

[51] **LOC (6) Cl.** ..... **26-05**

[52] **U.S. Cl.** ..... **D26/56; D6/308**

[58] **Field of Search** ..... D26/93, 102-112,  
D26/56; 362/410-414, 135; D6/300, 301,  
308, 310, 314; 40/700, 714, 715, 735, 761

FIG. 1 is a front elevational view of a lamp having rotatable frames, showing my new design;

FIG. 2 is a top plan view thereof;

FIG. 3 is a left side elevational view thereof;

FIG. 4 is a right side elevational view thereof;

FIG. 5 is a rear elevational view thereof; and,

FIG. 6 is a front perspective view showing the picture frames rotated to new positions.

[56] **References Cited**

**U.S. PATENT DOCUMENTS**

D. 179,096 10/1956 Simon ..... D26/56

**1 Claim, 3 Drawing Sheets**




FIG. 1




FIG. 2




FIG. 3



FIG. 4




FIG. 5




FIG. 6

