



US00D413672S

United States Patent [19] Fogarty

[11] Patent Number: Des. 413,672

[45] Date of Patent: ** Sep. 7, 1999

[54] IMPLANTABLE INJECTION PORT

[75] Inventor: Terence M. Fogarty, Hudson, Wis.

[73] Assignee: Hudson Design Group, Hudson, Wis.

[**] Term: 14 Years

[21] Appl. No.: 29/068,701

[22] Filed: Mar. 27, 1997

[51] LOC (6) Cl. 24-03

[52] U.S. Cl. D24/155

[58] Field of Search D24/155, 108,
D24/130; 128/899; 604/93, 127, 86; 623/11;
211/69.8

[56] **References Cited**

U.S. PATENT DOCUMENTS

2,193,727	3/1940	Jouffray	211/69.8
4,190,040	2/1980	Schulte .	
4,543,088	9/1985	Bootman et al. .	
4,569,675	2/1986	Prosl et al. .	
4,662,357	5/1987	Pierce et al. .	
4,673,394	6/1987	Fenton, Jr. et al. .	
4,685,447	8/1987	Iversen et al. .	
4,704,103	11/1987	Stöber et al. .	
4,710,174	12/1987	Moden et al. .	
4,738,657	4/1988	Hancock et al. .	
4,762,517	8/1988	McIntyre et al. .	
4,767,410	8/1988	Moden et al. .	
4,772,270	9/1988	Wiita et al. .	
4,778,452	10/1988	Moden et al. .	
4,781,680	11/1988	Redmond et al. .	
4,781,695	11/1988	Dalton .	
4,798,584	1/1989	Hancock et al. .	
4,802,885	2/1989	Weeks et al. .	
4,840,615	6/1989	Hancock et al. .	
4,861,341	8/1989	Woodburn .	
4,904,241	2/1990	Bark .	
4,929,236	5/1990	Sampson .	
4,969,873	11/1990	Steinbach et al. .	
5,013,298	5/1991	Moden et al. .	
5,026,344	6/1991	Dijkstra et al. .	
5,041,098	8/1991	Loiterman et al. .	
5,045,060	9/1991	Melsky et al. .	
5,053,010	10/1991	Ensminger et al. .	
5,090,954	2/1992	Geary .	
5,108,377	4/1992	Cone et al. .	
5,137,529	8/1992	Watson et al. .	

5,185,003	2/1993	Brethauer .
5,207,644	5/1993	Strecker .
5,213,574	5/1993	Tucker .
5,263,930	11/1993	Ensminger .
5,318,545	6/1994	Tucker .
5,336,194	8/1994	Polaschegg et al. .
5,360,407	11/1994	Leonard .
5,387,192	2/1995	Glantz et al. .
5,476,460	12/1995	Montalvo .

OTHER PUBLICATIONS

Bach Ardalan, M.D., and M. Regina Flores, M.D., A New Complication of Chemotherapy Administered via Permanent Indwelling Central Venous Catheter, *Cancer, An Interdisciplinary International Journal of the American Cancer Society*, Apr. 15, 1995, vol. 75, No. 8, pp. 2165-2168.

Hans Starkhammar et al., A New Injection Portal for Brachially Inserted Central Venous Catheter. A Multicenter Study, *Medical Oncology and Tumor Pharmacotherapy*, vol. 7, No. 4, pp. 281-285, 1990.

Darcy Christianson, RN, OCN, CRNI, Caring for a Patient Who has an Implanted Venour Port, *AJN American Journal of Nursing*, pp. 40-44, Nov. 1994.

Regina Seery Cunningham, MA, RN OCN, and T.S. Ravikumar, MD, FACS, a Review of Peripherally Inserted Central Venous Catheters in Oncology Patients, *Surgical Oncology Clinics of North America*, vol. 4, No. 3, Jul. 1995, pp. 429-441.

Primary Examiner—Louis S. Zarfes

Assistant Examiner—G. Andoll

Attorney, Agent, or Firm—Vidas, Arrett & Steinkraus, P.A.

[57] **CLAIM**

The ornamental design for an implantable injection port, as shown and described.

DESCRIPTION

FIG. 1 is a perspective view of the implantable injection port, showing my new design;

FIG. 2 is a side view thereof, the other side being a mirror image thereof;

FIG. 3 is a top plan view thereof; and,

FIG. 4 is a bottom plan view thereof.

1 Claim, 1 Drawing Sheet

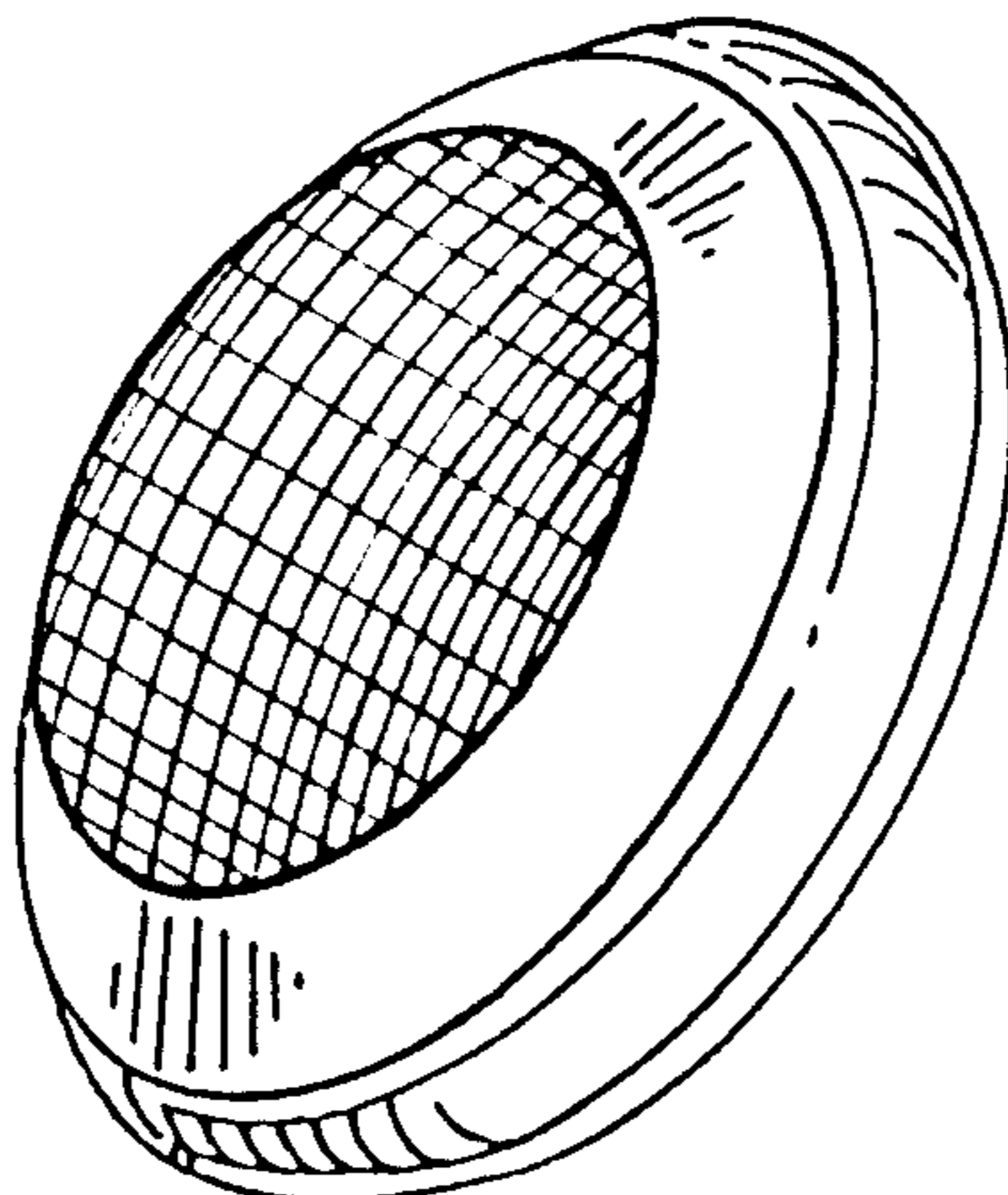


Fig. 1

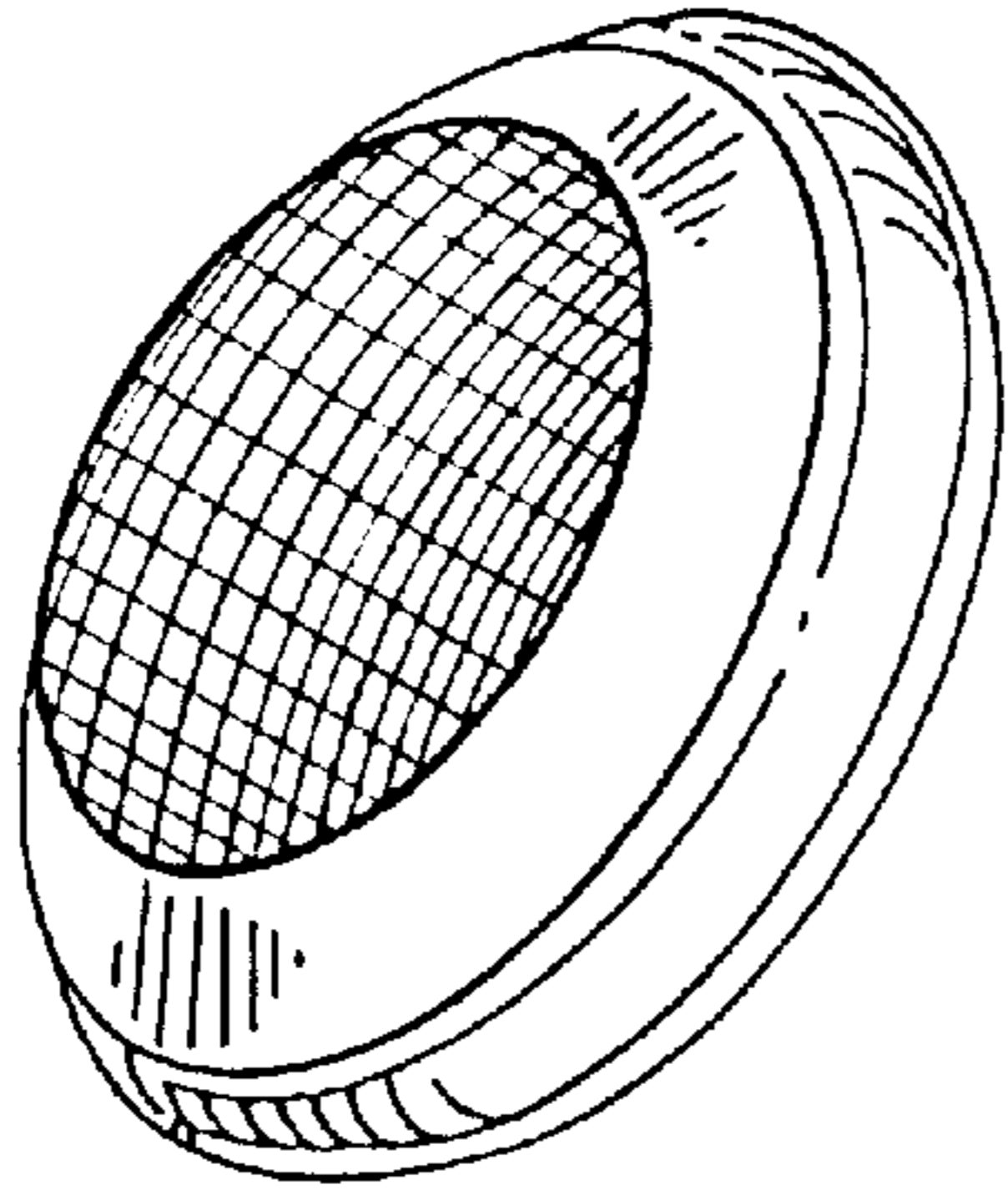


Fig. 2

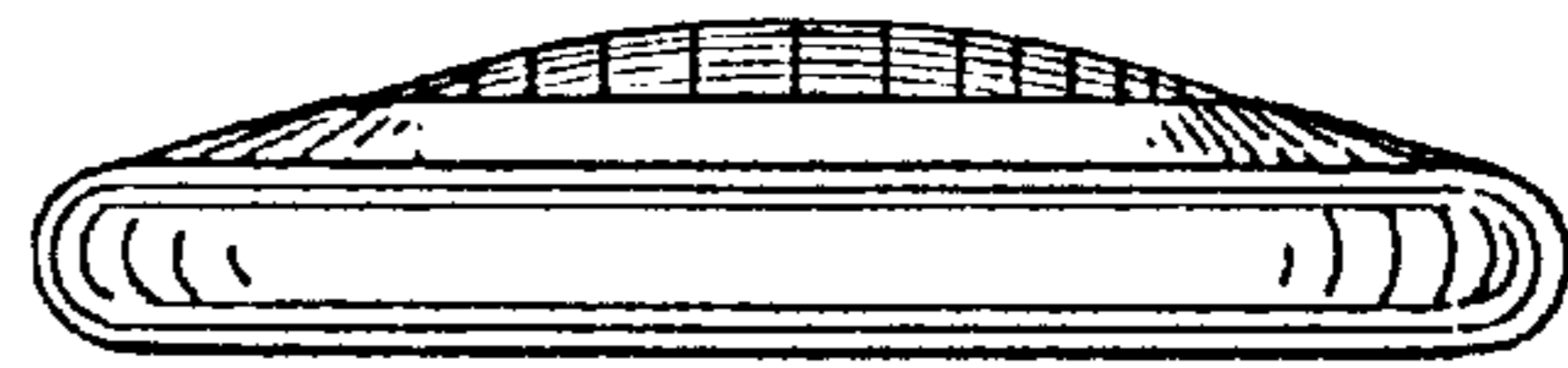


Fig. 3

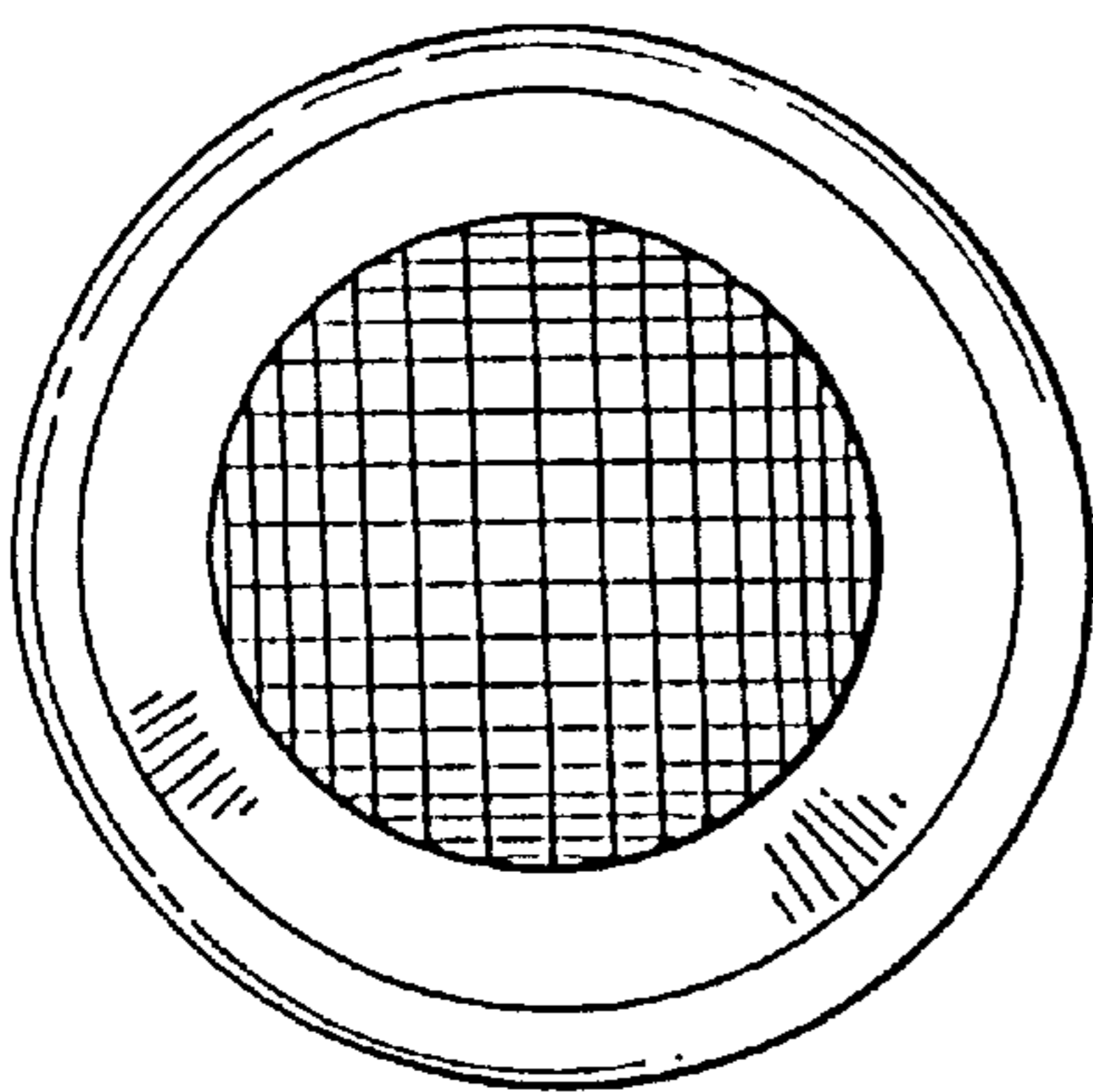


Fig. 4

