



US00D413666S

United States Patent [19] Mattarelli

[11] Patent Number: Des. 413,666

[45] Date of Patent: ** Sep. 7, 1999

[54] DESIGN FOR A STOVE HEARTH PAD

D. 391,111 2/1998 Graebe et al. D6/601
4,047,344 9/1977 Postman et al. D25/138 X

[76] Inventor: Anthony Mattarelli, 7207 E. McNichols Rd., Detroit, Mich. 48212

Primary Examiner—M. N. Pandozzi
Attorney, Agent, or Firm—Gifford, Krass, Groh, Sprinkle, Anderson & Citkowski, P.C.

[**] Term: 14 Years

[21] Appl. No.: 29/082,157

[57] CLAIM

[22] Filed: Jan. 16, 1998

I claim the ornamental design for a stove hearth pad, as shown and described.

[51] LOC (6) Cl. 23-99

DESCRIPTION

[52] U.S. Cl. D23/403; D7/388

[58] Field of Search D7/388, 341, 403, D7/407, 409, 213; D25/138, 140, 141, 149, 150; D23/403, 405, 398; 126/500; D6/601; 5/100

FIG. 1 is a top plan view of a stove hearth pad showing my new design;

FIG. 2 is a front elevational view of all four embodiments; FIG. 3 is a rear elevational view of all four embodiments; FIG. 4 is a right side elevational view of all four embodiments;

[56] References Cited

U.S. PATENT DOCUMENTS

D. 123,472	11/1940	Caldwell	D7/388
D. 237,711	11/1975	Oreipean	D7/388
D. 257,178	9/1980	Navik	D25/138
D. 259,083	5/1981	Riegecker	D6/601 X
D. 337,834	7/1993	Kearns	D25/138
D. 354,805	1/1995	Bowen et al.	D23/403
D. 362,060	9/1995	Jacobs	D23/403
D. 371,043	6/1996	Gannon	D7/388 X

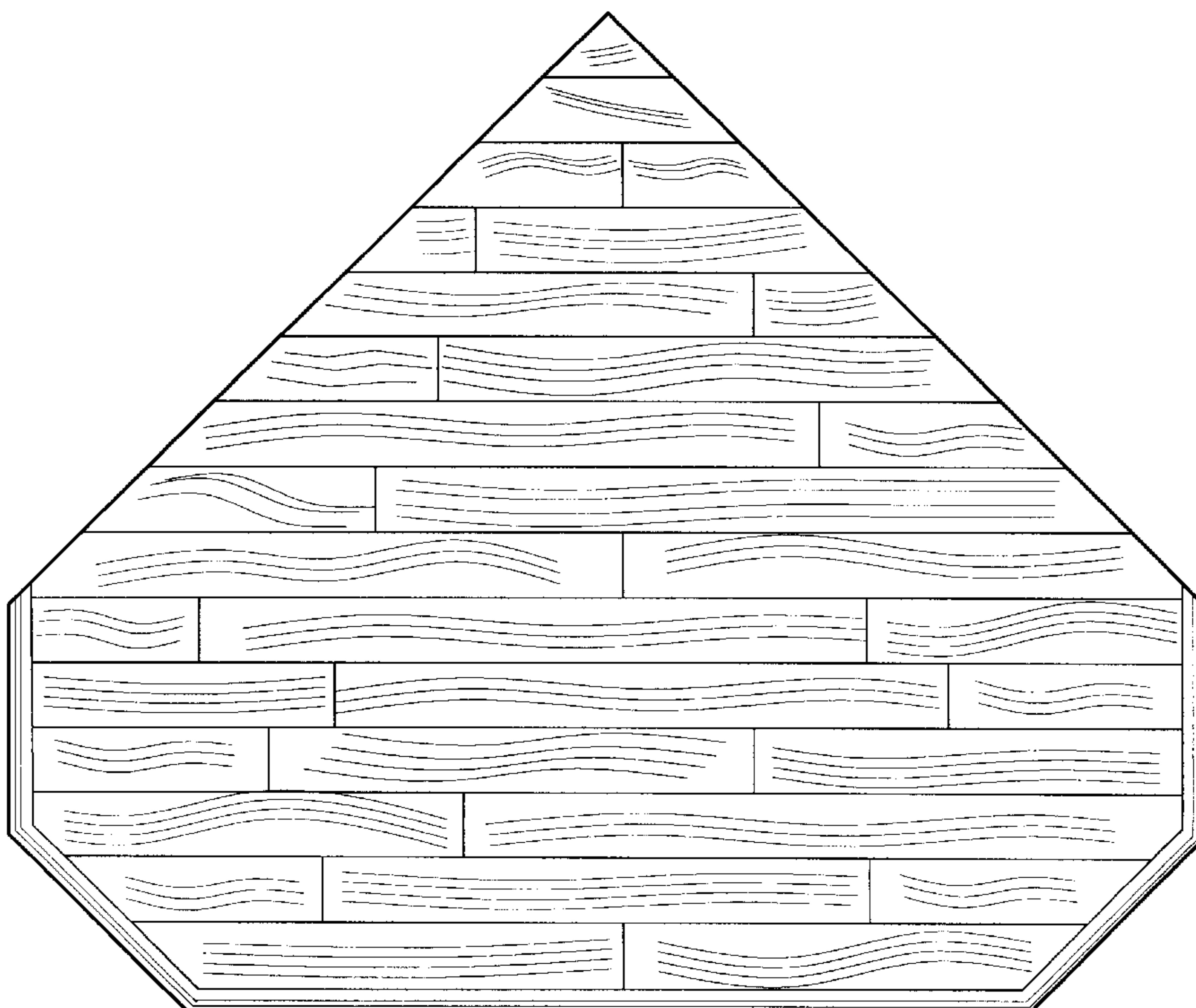

FIG. 5 is a left side elevational view of all four embodiments;

FIG. 6 is a top plan view of a stove hearth pad showing second embodiment of my new design;

FIG. 7 is a top plan view of a stove hearth pad showing a third embodiment of my new design; and,

FIG. 8 is a top plan view of a stove hearth pad showing a fourth embodiment of my new design.

1 Claim, 3 Drawing Sheets



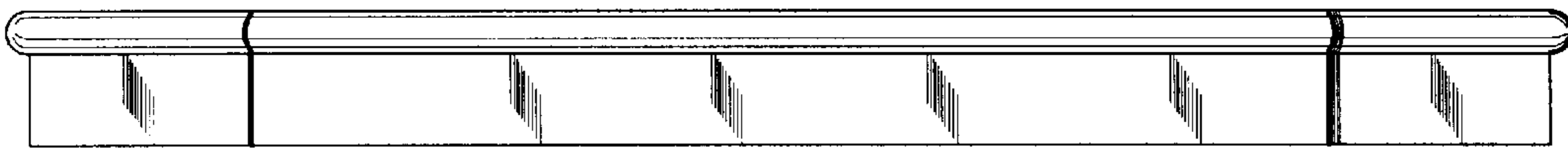
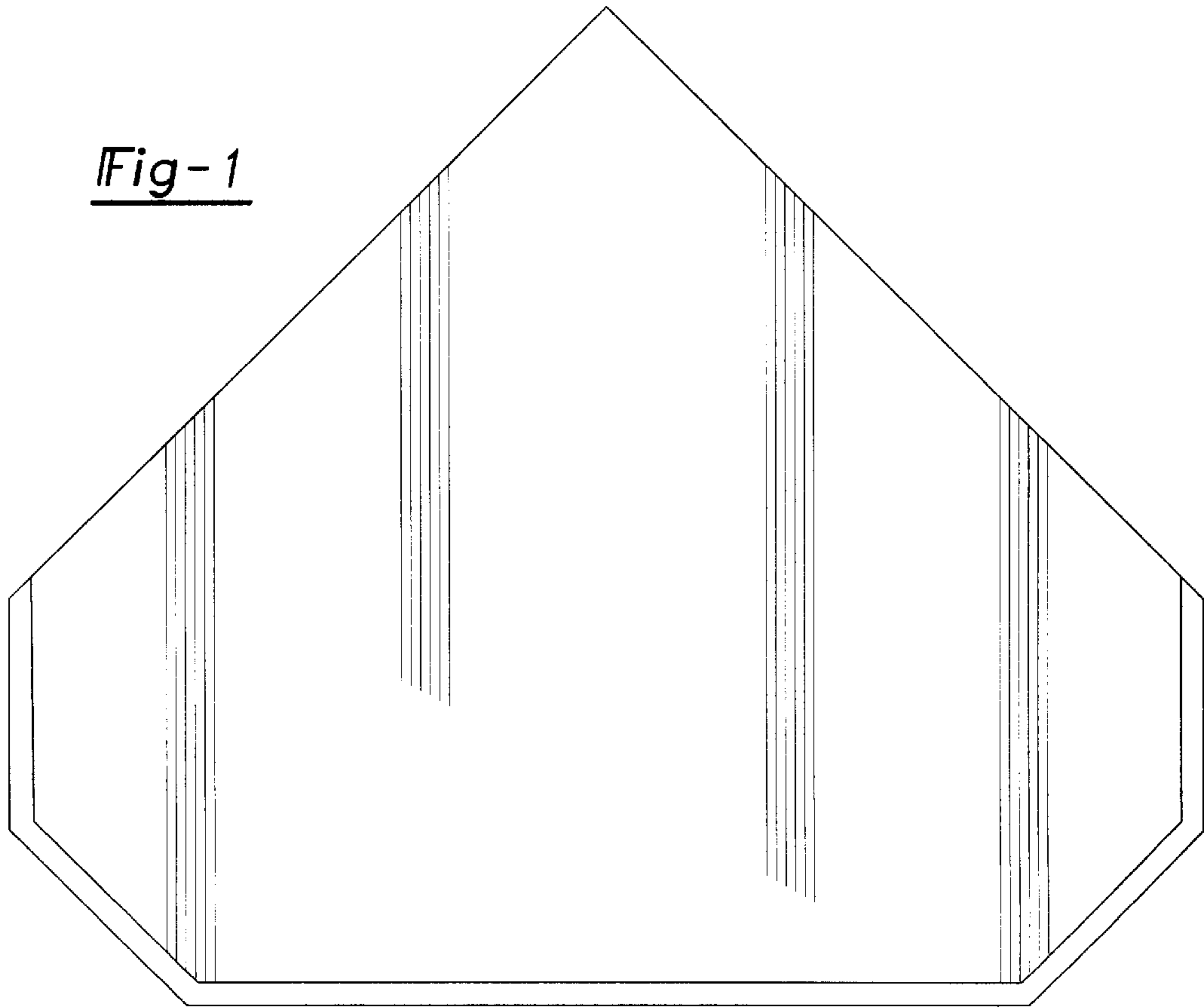


Fig-2

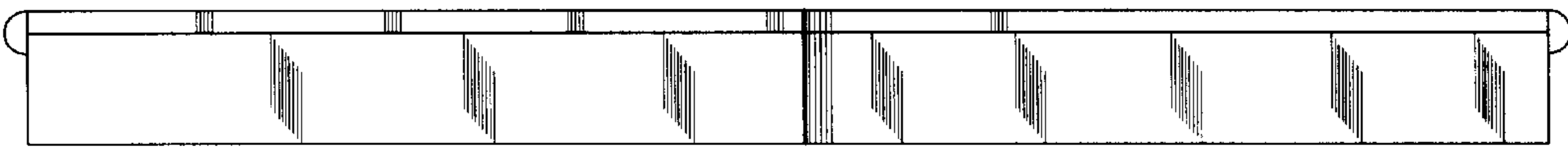


Fig-3

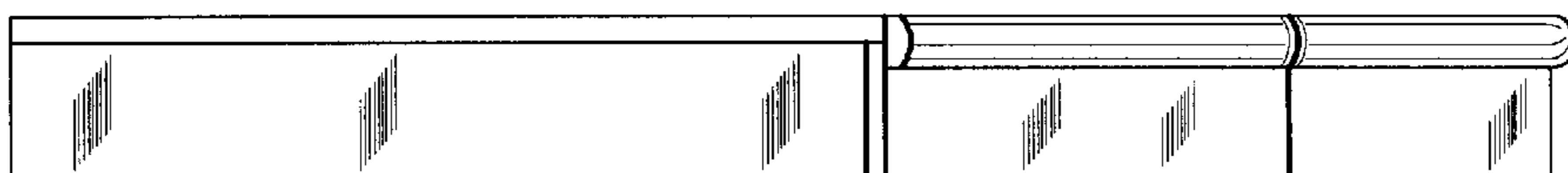


Fig-4

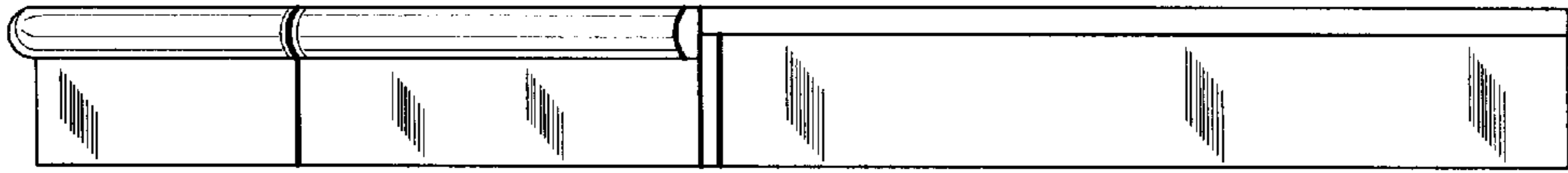


Fig-5




Fig-6

Fig-7

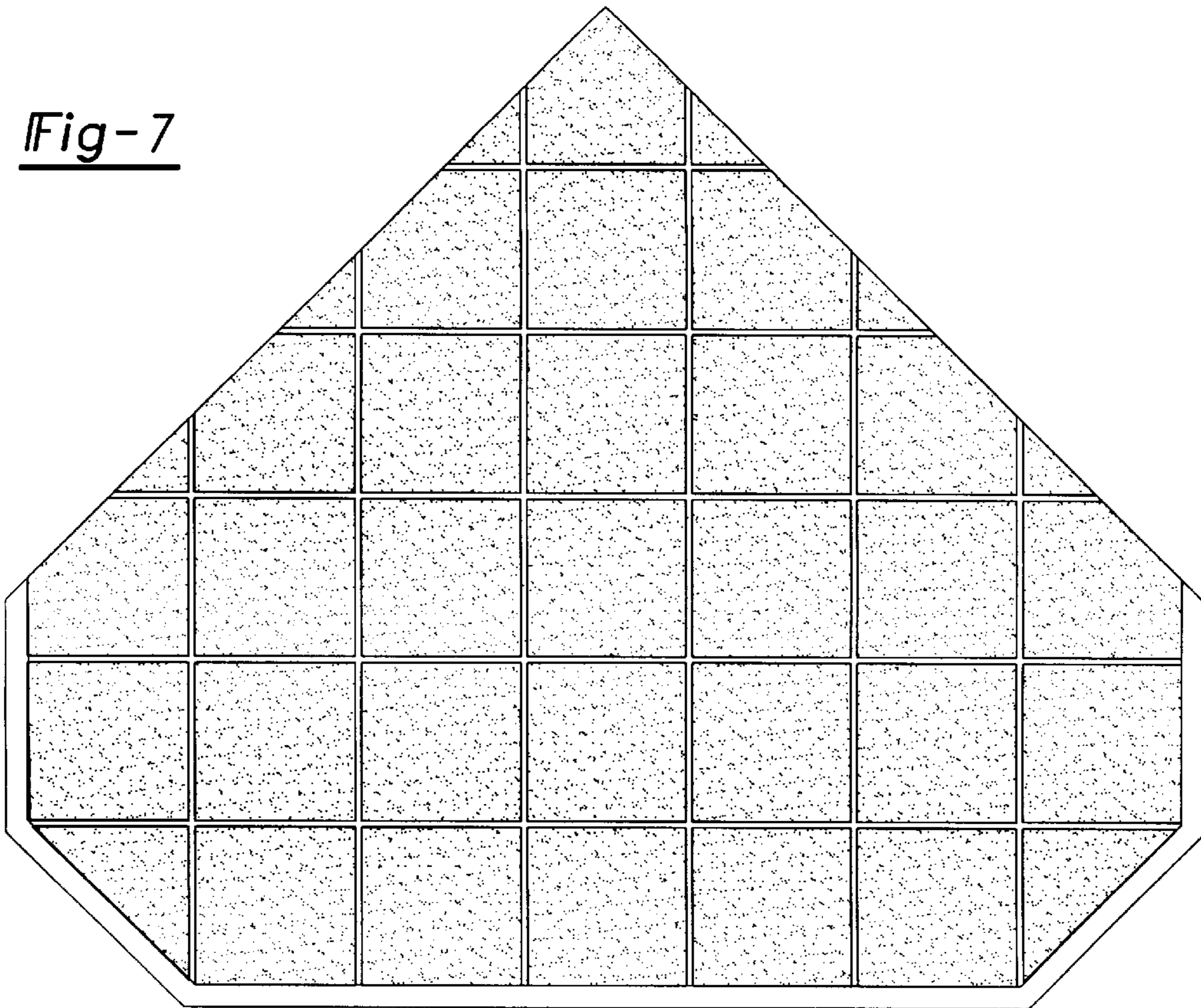


Fig-8

